



## **Cisco Unified TAPI Developer Guide for Cisco Unified Communications Manager Release 10.5(2)**

**First Published:** December 05, 2014

### **Americas Headquarters**

Cisco Systems, Inc.  
170 West Tasman Drive  
San Jose, CA 95134-1706  
USA  
<http://www.cisco.com>  
Tel: 408 526-4000  
800 553-NETS (6387)  
Fax: 408 527-0883

THE SPECIFICATIONS AND INFORMATION REGARDING THE PRODUCTS IN THIS MANUAL ARE SUBJECT TO CHANGE WITHOUT NOTICE. ALL STATEMENTS, INFORMATION, AND RECOMMENDATIONS IN THIS MANUAL ARE BELIEVED TO BE ACCURATE BUT ARE PRESENTED WITHOUT WARRANTY OF ANY KIND, EXPRESS OR IMPLIED. USERS MUST TAKE FULL RESPONSIBILITY FOR THEIR APPLICATION OF ANY PRODUCTS.

THE SOFTWARE LICENSE AND LIMITED WARRANTY FOR THE ACCOMPANYING PRODUCT ARE SET FORTH IN THE INFORMATION PACKET THAT SHIPPED WITH THE PRODUCT AND ARE INCORPORATED HEREIN BY THIS REFERENCE. IF YOU ARE UNABLE TO LOCATE THE SOFTWARE LICENSE OR LIMITED WARRANTY, CONTACT YOUR CISCO REPRESENTATIVE FOR A COPY.

The Cisco implementation of TCP header compression is an adaptation of a program developed by the University of California, Berkeley (UCB) as part of UCB's public domain version of the UNIX operating system. All rights reserved. Copyright © 1981, Regents of the University of California.

NOTWITHSTANDING ANY OTHER WARRANTY HEREIN, ALL DOCUMENT FILES AND SOFTWARE OF THESE SUPPLIERS ARE PROVIDED "AS IS" WITH ALL FAULTS. CISCO AND THE ABOVE-NAMED SUPPLIERS DISCLAIM ALL WARRANTIES, EXPRESSED OR IMPLIED, INCLUDING, WITHOUT LIMITATION, THOSE OF MERCHANTABILITY, FITNESS FOR A PARTICULAR PURPOSE AND NONINFRINGEMENT OR ARISING FROM A COURSE OF DEALING, USAGE, OR TRADE PRACTICE.

IN NO EVENT SHALL CISCO OR ITS SUPPLIERS BE LIABLE FOR ANY INDIRECT, SPECIAL, CONSEQUENTIAL, OR INCIDENTAL DAMAGES, INCLUDING, WITHOUT LIMITATION, LOST PROFITS OR LOSS OR DAMAGE TO DATA ARISING OUT OF THE USE OR INABILITY TO USE THIS MANUAL, EVEN IF CISCO OR ITS SUPPLIERS HAVE BEEN ADVISED OF THE POSSIBILITY OF SUCH DAMAGES.

Any Internet Protocol (IP) addresses and phone numbers used in this document are not intended to be actual addresses and phone numbers. Any examples, command display output, network topology diagrams, and other figures included in the document are shown for illustrative purposes only. Any use of actual IP addresses or phone numbers in illustrative content is unintentional and coincidental.

Cisco and the Cisco logo are trademarks or registered trademarks of Cisco and/or its affiliates in the U.S. and other countries. To view a list of Cisco trademarks, go to this URL: <http://www.cisco.com/go/trademarks>. Third-party trademarks mentioned are the property of their respective owners. The use of the word partner does not imply a partnership relationship between Cisco and any other company. (1110R)

© 2014 Cisco Systems, Inc. All rights reserved.



## CONTENTS

---

### Preface

#### Preface xxxiii

Purpose xxxiii

Audience xxxiii

Organization xxxiv

Related Documentation xxxv

Cisco Developer Network xxxvi

Conventions xxxvi

Obtaining Documentation and Submitting a Service Request xxxvii

Cisco Product Security Overview xxxvii

OpenSSL/Open SSL Project xxxviii

---

### CHAPTER 1

#### Overview 1

Cisco Unified Communications Manager Interfaces 1

Provisioning Interfaces 1

Administrative XML 1

Cisco Extension Mobility 2

Device Monitoring and Call Control Interfaces 2

Cisco TAPI and Media Driver 2

Cisco JTAPI 2

Cisco Web Dialer 3

Serviceability Interfaces 3

Serviceability XML 3

SNMP/MIBs 4

Routing Rules Interface 4

Cisco Unified TSP Overview 4

Cisco Unified TSP Concepts 5

Basic TAPI Applications 5

Cisco TSP Components	6
Cisco Media Drivers	6
TAPI Debugging	7
CTI Manager (Cluster Support)	7
Cisco Unified Communications Manager Failure	7
Call Survivability	8
CTI Manager Failure	8
Cisco Unified TAPI Application Failure	8
LINE_CALLDEVSPECIFIC Event Support for RTP Events	9
QoS	9
Presentation Indication (PI)	9
Call Control	10
CTI Port	10
Dynamic Port Registration	11
CTI Route Point	11
Media Termination at Route Point	11
Monitoring Call Park Directory Numbers	11
Multiple Cisco Unified TSPs	12
CTI Device/Line Restriction	12
Development Guidelines	13

---

## CHAPTER 2

### New and Changed Information 15

Cisco Unified Communications Manager Release 10.5(2)	15
Features Supported in Previous Releases	15
Cisco Unified Communications Manager Release 10.0(1)	16
Cisco Unified Communications Manager Release 9.1(1)	16
Cisco Unified Communications Manager Release 9.0(1)	17
Cisco Unified Communications Manager Release 8.6(1)	17
Cisco Unified Communications Manager Release 8.5(1)	17
Cisco Unified Communications Manager Release 8.0(1)	18
Cisco Unified Communications Manager Release 7.1(3)	18
Cisco Unified Communications Manager Release 7.1(2)	18
Cisco Unified Communications Manager Release 7.0(1)	19
Cisco Unified Communications Manager Release 6.1(x)	19
Cisco Unified Communications Manager Release 6.0(1)	19

Cisco Unified Communications Manager Release 5.1	20
Cisco Unified Communications Manager Release 5.0	20
Cisco Unified Communications Manager Release 4.x	20
Cisco Unified Communications Manager Releases Prior to 4.x	21

---

**CHAPTER 3**
**Features Supported by TSP 23**

3XX	26
Additional Features Supported on SIP Phones	26
AES 256 Algorithm IDs	26
Agent Greeting	27
Agent Zip Tone	28
Alternate Script	29
Arabic and Hebrew Language	29
Barge and cBarge	29
Call Control Discovery	29
Calling Party IP Address	30
Calling Party Normalization	30
Call Pickup	31
Call Queuing Feature Support	31
Call Recording and Call Recording Enhancement	33
CallFwdAll Notification	35
Cisco Unified TSP Auto Update	36
CIUS Session Persistency	36
Click to Conference	37
CCMEncryption Enhancements	37
Conference Enhancements	38
CTI Port Third-Party Monitoring Port	40
CTI Remote Device	40
Application Dial Rule Support	42
DTMF Support	43
Extend Mode Support for CSF Is Removed	43
Remote Destination Reachability Verification	43
Persistent Connection	44
Announcement Call	46
NuRD (Number Matching for Remote Destination) Support	47

Mobility Interaction Support	48
Call Forwarding	48
CTI Video Support	49
Device State Server	52
Direct Transfer	53
Direct Transfer Across Lines	53
Directory Change Notification	54
Do Not Disturb	54
Do Not Disturb-Reject	55
Drop-Any-Party	56
Early Offer	56
Media Driver Support for Early Offer	57
TAPI Application Message Flow for Early Offer Call	58
End-to-End Call Trace	62
EnergyWise DeepSleep Mode Support	63
Extension Mobility	64
Extension Mobility Cross Cluster	65
Extension Mobility Memory Optimization Option	65
External Call Control	66
FIPS Compliance	67
Conference Changes	68
Forced Authorization Code and Client Matter Code	68
Forwarding	68
Gateway Recording	69
Hold Reversion	70
Hunt List	70
Hunt Pilot Connected Number	71
Intercom	71
IPv6	73
Transfer Changes	74
Join	74
Join Across Lines (SCCP)	74
Join Across Lines (SIP)	75
Line-Side Phones That Run SIP	75
Localization Infrastructure Changes	76

Logical Partitioning	77
Message Waiting Indicator Enhancement	77
Microsoft Windows Vista	78
Monitoring Call Park Directory Numbers	78
Multiple Calls Per Line Appearance	78
New Cisco Media Driver	79
Other-Device State Notification	79
Park Monitoring	80
Partition	82
Password Expiry Notification	82
Password Expired	83
Account Lock	83
Privacy Release	84
Redirect and Blind Transfer	84
lineRedirect	84
lineDevSpecific -redirect reset Original Called ID	84
lineDevSpecific -redirect set Original Called ID	85
lineDevSpecific -redirect FAC CMC	85
lineBlindTransfer	85
lineDevSpecific -blind transfer FAC CMC	85
Refer and Replaces for Phones That Are Running SIP	86
Secure Conference	86
Secure RTP	87
Presentation Indication	89
Secure TLS	89
Secured Monitoring and Recording	91
Select Calls	92
Conference Changes	92
Transfer Changes	92
Set the Original Called Party Upon Redirect	92
Shared Line Appearance	92
Silent Install	93
Silent Monitoring	93
SIP URL Address	94
Presentation Indication	94

Change Notification of SuperProvider and CallPark DN Monitoring Flags	94
Super Provider	94
SuperProvider	95
Support for Cisco Unified IP Phone 6900 and 9900 Series	96
Support for 100 + Directory Numbers	99
Swap and Cancel Softkeys	99
Translation Pattern	100
Presentation Indication	100
Change Notification of SuperProvider and CallPark DN Monitoring Flags	100
Unicode	100
Unrestricted Unified CM	101
URI Dialing	101
Video On Hold Support	102
Whisper Coaching	102
XSI Object Pass Through	105

---

## CHAPTER 4

<b>Cisco Unified TAPI Installation</b>	<b>107</b>
Required Software	107
Supported Windows Platforms	107
Installing the Cisco Unified CM TSP Client	108
Cisco TSP Client Interaction with Windows Services	109
Installation Setup Screen	109
Configure TSP Instance	109
Configure Secure TSP Instance	110
Cisco Media Driver Selection	111
Cisco Wave Driver for Windows XP, Vista, 2003, 2008	112
Cisco Wave Driver for Windows 7	113
Verifying the Cisco Wave Driver	113
AutoUpgrade	114
Update Credentials	114
Cisco TSP Notifier	114
Multi-Language Settings	116
Installation Completed	117
Reinstall or Add a New Instance	117
Upgrading CiscoTSP	118

Downgrade or Uninstall of Cisco TSP	119
Silent Installation of Cisco Unified CM TSP	120
Upgrading Unified CM TSP Client to Release 8.5(1) Using Silent Installation	122
Using Cisco TSP	122
Program Group and Program Elements	122
Modifying Cisco TSP Configuration	124
Cisco Unified CM TSP Configuration Settings	124
General	125
User	126
CTI Manager	127
Security	129
Configuring Cisco Media Driver and Cisco Wave Driver	131
Trace	134
Advanced	135
Language	137
Verify the Cisco Unified CM TSP Installation	138
Managing the Cisco Unified CM TSP	139
Reinstall the Cisco Unified TSP	139
Upgrade the Cisco Unified TSP	139
Remove Cisco Unified TSP From the Provider List	140
Uninstall the Cisco TSP Client	140
Uninstall the Cisco Wave Driver	141
Uninstall the Cisco Wave Driver for Windows 2003	141
Uninstall the Cisco Wave Driver for Windows 2008	141
Auto Update for Cisco Unified TSP Upgrades	141
Auto Update Behavior	142

---

## CHAPTER 5

### Basic TAPI Implementation 145

Overview	145
TAPI Line Functions	145
lineAccept	148
lineAddProvider	149
lineAddToConference	150
lineAnswer	150
lineBlindTransfer	151

<a href="#">lineCallbackFunc</a>	152
<a href="#">lineClose</a>	153
<a href="#">lineCompleteTransfer</a>	153
<a href="#">lineConfigProvider</a>	154
<a href="#">lineDeallocateCall</a>	155
<a href="#">lineDevSpecific</a>	155
<a href="#">lineDevSpecificFeature</a>	157
<a href="#">lineDial</a>	158
<a href="#">lineDrop</a>	159
<a href="#">lineForward</a>	160
<a href="#">lineGenerateDigits</a>	162
<a href="#">lineGenerateTone</a>	163
<a href="#">lineGetAddressCaps</a>	165
<a href="#">lineGetAddressID</a>	165
<a href="#">lineGetAddressStatus</a>	166
<a href="#">lineGetCallInfo</a>	167
<a href="#">lineGetCallStatus</a>	167
<a href="#">lineGetConfRelatedCalls</a>	168
<a href="#">lineGetDevCaps</a>	169
<a href="#">lineGetID</a>	169
<a href="#">lineGetLineDevStatus</a>	171
<a href="#">lineGetMessage</a>	171
<a href="#">lineGetNewCalls</a>	172
<a href="#">lineGetNumRings</a>	173
<a href="#">lineGetProviderList</a>	174
<a href="#">lineGetRequest</a>	175
<a href="#">lineGetStatusMessages</a>	176
<a href="#">lineGetTranslateCaps</a>	176
<a href="#">lineHandoff</a>	177
<a href="#">lineHold</a>	178
<a href="#">lineInitialize</a>	179
<a href="#">lineInitializeEx</a>	180
<a href="#">lineMakeCall</a>	181
<a href="#">lineMonitorDigits</a>	182
<a href="#">lineMonitorTones</a>	183

lineNegotiateAPIVersion	183
lineNegotiateExtVersion	184
lineOpen	185
linePark	187
linePrepareAddToConference	188
lineRedirect	190
lineRegisterRequestRecipient	190
lineRemoveFromConference	191
lineRemoveProvider	192
lineSetAppPriority	193
lineSetCallPrivilege	194
lineSetNumRings	195
lineSetStatusMessages	196
lineSetTollList	197
lineSetupConference	198
lineSetupTransfer	199
lineShutdown	200
lineTranslateAddress	201
lineTranslateDialog	202
lineUnhold	204
lineUnpark	204
TAPI Line Messages	205
LINE_ADDRESSSTATE	206
LINE_APPNEWCALL	208
LINE_CALLDEVSPECIFIC	208
LINE_CALLINFO	209
LINE_CALLSTATE	210
LINE_CLOSE	217
LINE_CREATE	218
LINE_DEVSPECIFIC	218
LINE_DEVSPECIFICFEATURE	219
LINE_GATHERDIGITS	220
LINE_GENERATE	221
LINE_LINEDEVSTATE	222
LINE_MONITORDIGITS	223

LINE_MONITORTONE	224
LINE_REMOVE	225
LINE_REPLY	226
LINE_REQUEST	226
TAPI Line Device Structures	227
LINEADDRESSCAPS	228
LINEADDRESSSTATUS	238
LINEAPPINFO	240
LINECALLINFO	241
LINECALLLIST	249
LINECALLPARAMS	250
LINECALLSTATUS	252
LINECARDENTRY	258
LINECOUNTRYENTRY	260
LINECOUNTRYLIST	261
LINEDEVCAPS	262
LINEDEVSTATUS	268
LINEEXTENSIONID	270
LINEFORWARD	271
LINEFORWARDLIST	275
LINEGENERATETONE	276
LINEINITIALIZEEXPARAMS	276
LINELOCATIONENTRY	278
LINEMESSAGE	279
LINEMONITORTONE	280
LINEPROVIDERENTRY	281
LINEPROVIDERLIST	282
LINEREQMAKECALL	283
LINETRANSLATECAPS	283
LINETRANSLATEOUTPUT	285
TAPI Phone Functions	286
phoneCallbackFunc	287
phoneClose	288
phoneDevSpecific	289
phoneGetDevCaps	289

phoneGetDisplay	290
phoneGetLamp	290
phoneGetMessage	291
phoneGetRing	292
phoneGetStatus	293
phoneGetStatusMessages	294
phoneInitialize	296
phoneInitializeEx	297
phoneNegotiateAPIVersion	299
phoneOpen	300
phoneSetDisplay	301
phoneSetStatusMessages	302
phoneShutdown	304
TAPI Phone Messages	304
PHONE_BUTTON	305
PHONE_CLOSE	308
PHONE_CREATE	309
PHONE_REMOVE	309
PHONE_REPLY	310
PHONE_STATE	311
TAPI Phone Structures	313
PHONECAPS Structure	314
PHONEINITIALIZEEXPARAMS	316
PHONEMESSAGE	317
PHONESTATUS	318
VARSTRING	320
Wave Functions	321
waveInAddBuffer	322
waveInClose	323
waveInGetID	323
waveInGetPosition	324
waveInOpen	324
waveInPrepareHeader	326
waveInReset	326
waveInStart	327

waveInUnprepareHeader	327
waveOutClose	328
waveOutGetDevCaps	328
waveOutGetID	329
waveOutGetPosition	329
waveOutOpen	330
waveOutPrepareHeader	331
waveOutReset	332
waveOutUnprepareHeader	332
waveOutWrite	332

---

## CHAPTER 6

<b>Cisco Device-Specific Extensions</b>	<b>335</b>
Cisco Line Device Specific Extensions	335
LINEDEVCAPS	339
LINECALLINFO	342
Details	348
Parameters	355
LINECALLPARAMS	360
LINEDEVSTATUS	361
Detail	361
Parameters	362
CCiscoLineDevSpecific	363
Header File	365
Class Detail	365
Functions	365
Parameter	365
Subclasses	365
Enumeration	365
Message Waiting	366
Class Detail	367
Parameters	367
Message Waiting Dirn	367
Class Detail	367
Parameters	368
Message Summary	368

Class Detail	368
Parameters	369
Message Summary Dirn	370
Class Detail	370
Parameters	370
Audio Stream Control	371
Class Detail	372
Parameters	372
Set Status Messages	374
Description	374
Class Detail	375
Parameters	375
Swap-Hold/SetupTransfer	376
Class Details	376
Parameters	377
Redirect Reset Original Called ID	377
Description	377
Class Details	377
Parameters	378
Port Registration per Call	378
Class Details	378
Parameters	379
Setting RTP Parameters for Call	381
Class Details	381
Parameters	381
Redirect Set Original Called ID	381
Class Details	382
Parameters	382
Join	382
Class Details	383
Parameters	383
Set User SRTP Algorithm IDs	384
Class Detail	384
Supported Algorithm Constants	385
Parameters	385

Explicit Acquire	385
Class Details	386
Parameters	386
Explicit De-Acquire	386
Class Details	386
Parameters	387
Redirect FAC CMC	387
Class Detail	387
Parameters	387
Blind Transfer FAC CMC	388
Class Detail	388
Parameters	388
CTI Port Third Party Monitor	389
Class Detail	389
Parameters	390
Send Line Open	390
Class Detail	390
Set Intercom SpeedDial	391
Class Detail	391
Parameters	391
Intercom Talk Back	392
Class Detail	392
Redirect with Feature Priority	392
Detail	393
Parameters	393
Start Call Monitoring	393
Class Detail	394
Parameters	394
Return Values	395
Start Call Recording	395
Class Detail	395
Parameters	395
Return Values	396
StopCall Recording	396
Class Detail	396

Parameters	397
Return Values	397
Set IPv6 Address and Mode	397
Class Detail	398
Parameters	398
Set RTP Parameters for IPv6 Calls	399
Class Detail	399
Parameters	399
Direct Transfer	399
Class Detail	400
Parameters	400
RegisterCallPickUpGroupForNotification	400
Class Detail	400
Parameters	401
UnRegisterCallPickUpGroupForNotification	401
Class Details	401
Parameters	402
CallPickUpRequest	402
Class Details	402
Parameters	402
Start Send Media to BIB	403
Description	403
Class Detail	403
Parameters	403
Stop Send Media to BIB	404
Description	404
Class Detail	404
Parameters	404
Agent Zip Tone	405
Description	405
Class Detail	405
Parameters	405
Early Offer	406
Enable Feature	406
Description	406

Class Detail	406
Parameters	406
UpdateMonitorMode	410
Description	410
Class Detail	410
Parameters	411
Add Remote Destination	411
Remove Remote Destination	412
Update Remote Destination	413
lineHold Enhancement	414
Message Details	414
Parameters	414
Cisco Line Device Feature Extensions	414
CCiscoLineDevSpecificFeature	415
Header File	415
Class Detail	415
Functions	415
Parameter	416
Subclasses	416
Do-Not-Disturb	416
Class Detail	416
Parameters	416
Do-Not-Disturb Change Notification Event	417
Message Details	417
Parameters	417
Cisco Phone Device-Specific Extensions	418
CCiscoPhoneDevSpecific	419
Header File	419
Class Detail	419
Functions	420
Parameter	420
Subclasses	420
Enumeration	420
Device Data PassThrough	420
Class Detail	421

Parameters	421
Set Status Msgs	422
Class Detail	422
Parameters	422
Set Unicode Display	422
Class Detail	423
Parameters	423
Explicit Acquire	423
Class Details	424
Parameters	424
Explicit Deacquire	424
Class Details	425
Parameters	425
Request Call RTP Snapshot	425
Class Details	425
Parameters	426
Messages	426
Announcement Events	427
Start Transmission Events	427
Start Reception Events	429
Stop Transmission Events	430
Stop Reception Events	430
Existing Call Events	430
Open Logical Channel Events	431
LINECALLINFO_DEVSPECIFICDATA Events	432
Call Tone Changed Events	433
Line Property Changed Events	434
Phone Property Changed Events	435
Monitoring Started Event	435
Monitoring Ended Event	436
Recording Started Event	436
Recording Ended Event	436
Recording Failure Event	437
Silent Monitoring Session Terminated Event	437
Media to BIB Started Event	437

Media to BIB Ended Event	438
Get IP and Port Event	438
MultiMedia Streams Data Notification Event	439
Monitor Mode Update Event	439

---

## CHAPTER 7

### Cisco TSP Media Driver 441

Cisco Rtp Library Components	442
TAPI Application Support	443
CiscoTSP and Cisco Rtp Library Interaction	443
Codec Advertisement	443
Typical TAPI Application Message Flow	445
EpAPI Functions	447
EpApiInit	447
EpApiInitByDefault	449
EpApiClose	449
EpLocalAddressGetAll	450
EpLocalAddressPortGet	450
EpLocalAddressPortGetByFamily	451
EpLocalAddressPortGetByIdx	452
EpLocalAddrPortFree	452
EpOpenById	453
EpClose	454
EpGetStreamHandle	455
EpStreamStart	456
EpStreamStop	456
EpStreamRead	457
EpStreamWrite	458
EpStreamCodecInGet	459
EpStreamCodecInSet	460
EpStreamCodecOutGet	460
EpStreamCodecOutSet	461
EpApiTraceLevelSet	462
EpApiGetLastError	463
EpApi Error Codes	463
Callback Function	464

Data Structures	466
RTPADDR	466
RTPSIL	467
RTPCODEC	467
Trace Options	468
Trace Level	468
Trace Callback Function	468
Known Problems or Limitations	469

---

## CHAPTER 8

### Cisco Unified TAPI Examples 471

MakeCall	471
OpenLine	472
CloseLine	476

---

## APPENDIX A

### Message Sequence Charts 479

Abbreviations	481
3XX	481
Agent Greeting	481
Configuration	481
Procedure	482
Agent Zip Tone	499
Configuration	499
Application Issues the Play Tone Request on a CTI Port with PlayToneDirection -Local/Remote	501
Configuration	501
Application Issues the Play Tone Request When the Call Is Established Between Customer and Agent (Shared Line). PlayToneDirection -Local	502
Configuration	502
Conference Scenario: PlayToneDirection -local.	505
Configuration	505
Application Issues the Play Tone Request When the Call Is Established Between Customer and Agent Agent Puts the Call on Hold. PlayToneDirection -Remote	506
Configuration	506
Announcement Call	507
Blind Transfer	510

Call Control Discovery	512
Basic Call Initiated From TAPI From Phone A on Cluster 1 to Phone B on Cluster2	512
Configuration	512
Procedure	512
Basic Call Initiated From TAPI From Phone A on Cluster 1 to Phone B on Cluster2 with PSTN Failover Rule Not Set	514
Configuration	514
Procedure	515
Basic Call Initiated From TAPI From Phone A(1900) and B(1901) on Cluster 1 B Redirects to Phone C(1000) on Cluster2 with PSTN Failover Rule Set	516
Configuration	516
Procedure	517
Basic Call Initiated From TAPI From Phone A and B on Cluster 1 B Transfers to Phone C(1000) on Cluster 2 with PSTN Failover Rule	518
Configuration	518
Procedure	519
Call Initiated From TAPI From Phone A and B on Cluster 1 B Sets Up Conference to Phone C(1000) on Cluster 2 with PSTN Failover Rule	522
Configuration	522
Procedure	522
Basic Call Initiated From TAPI From Phone A on Cluster 1 to Phone B on Cluster 2 Over SAF Trunk	523
Configuration	523
Procedure	524
Basic Call Initiated From TAPI From Phone A and B on Cluster 1 B Redirects to Phone C(1000) on Cluster 2 Over SAF Trunk	525
Configuration	525
Procedure	526
Basic Call Initiated From TAPI From Phone A and B on Cluster 1 B Transfers to Phone C(1000) on Cluster 2 Over SAF Trunk	528
Configuration	528
Procedure	528
CallFwdAll Notification	530
Application Pressed CFwdAll on TAPI Monitored Device	530
TAPI Monitored Device Goes Off Hook	531

Application Monitors Off Hook Device	531
Application Monitors Device After User Presses CFwdAll	532
User Presses CFwdAll Softkey After Device Is Off Hook	532
User Presses CFwdAll Softkey on a Multiline Device	532
User Presses CFwdAll on a Multiline Device by Selecting a Line	533
Shared Line Scenario on Pressing CFwdAll Softkey	533
Cancellation of CFwdAll	534
Calling Party IP Address	534
Basic Call	534
Consultation Transfer	535
Consultation Conference	535
Redirect	535
Calling Party Normalization	536
Incoming Call From PSTN to End Point	536
Incoming Call From National PSTN to CTI-Observed End Point	536
Incoming Call From International PSTN to CTI-Observed End Point	537
Outgoing Call From CTI-Observed End Point to PSTN Number	537
Outgoing Call From CTI-Observed End Point to National PSTN Number	538
Outgoing Call From CTI-Observed End Point to International PSTN Number	539
Call Pickup	539
Registering CallPickUpGroup for Notification	539
Configuration	539
UnRegistering CallPickUpGroup for Notification	540
Re-Registering CallPickUpGroup for Notification	540
Registering/UnRegistering CallPickUpGroup for Notification with Invalid Information	541
CallPickUp After Enabling Auto Call Pickup Enabled	541
CallPickUp with Auto Call Pickup Enabled Disabled	542
CallPickUp with Multiple Calls Available	544
CallPickupGroup Changed for a Device on AdminPage	545
CallPickUpGroup Partition or DN Information Updated	545
CallPickUpGroup Is Deleted	546
Call Queuing	547
FailOver or FailBack Scenario	569
GroupCallPickup	570
Configuration	570

OtherCallPickup	571
Configuration	571
DirectCallPickup	572
CallPickup (Negative Use Case)	573
Configuration	573
GroupCallPickup with SuperSet Call PickupDN	574
Configuration	574
Group or Direct CallPickup with Invalid DN	575
CCMEncryption Enhancements	576
CIUS Session Persistency	577
Notify the Line Application and Expose the Changed IP Address	577
Notify the Phone Application and Expose the Changed IP Address	578
Click to Conference	580
Drop Party by Using Click-2-Conference	584
Drop Entire Conference by Using Click-2-Conference Feature	586
Conference Enhancements	587
Noncontroller Adding Parties to Conferences	587
Chaining Two Ad Hoc Conferences Using Join	589
CTI Remote Device	592
CTI RD Call Forwarding	668
Video Capabilities and Multimedia Information	670
Direct Transfer Across Lines	699
Do Not Disturb-Reject	708
Application Enables DND-R on a Phone	708
Normal Feature Priority	708
Feature Priority - Emergency	708
Drop Any Party	710
Early Offer	722
Application Dynamically Registers CTI Port with Early Offer Support	723
Configuration	723
Application Dynamically Registers CTI Port Without Early Offer Support	725
Configuration	725
Application Dynamically Registers IPV6 CTI Port with Early Offer Support	726
Configuration	726
Mutiple Applications Dynamically Register CTI Port/RP	728

Configuration	728
Multiple Applications Dynamically Register CTI Port/RP with Early Offer Support	729
Configuration	729
Application Statically Registers CTI Port with Early Offer Support and Then Disable the Early Offer Support	730
Configuration	730
Application Statically Registers CTI Port with Out Early Offer Support and Then Enables Early Offer Support	732
Configuration	732
Application Registers CTI Port with Legacy Wave Driver and Enables Early Offer Support	733
Configuration	733
Application Registers CTI Port with New Cisco Wave Driver and Enables Early Offer Support	734
Configuration	734
Mutiple Applications Statically Register CTI Port	735
Configuration	735
End-To-End Call Trace	736
Direct Call Scenario: Variation 1	736
Direct Call Scenario: Variation 2	737
Consult Transfer Scenario: Variation 1	738
Consult Transfer Scenario: Variation 2	740
Blind Transfer Scenario	742
Redirect Scenario	743
Shared Line Scenario	745
Shared Line Scenario with Barge	746
Call Park Scenario: Variation 1	750
Call Park Scenario: Variation 2	752
3-Party Conference Call Scenario	754
Three-Party Conference Drop Down to Two-Party Call Scenario	757
Conference Chaining Scenario Using Join	759
Transfer Call Scenario via QSIP Without Path Replacement	760
Transfer Call Scenario via QSIP with Path Replacement	762
Hunt List Scenario	765
Call Pickup Scenario: Variation 1	766

Call Pickup Scenario: Variation 2	768
EnergyWise Deep Sleep Mode Use Cases	769
Verify EnergyWisePowerSavePlus Reason Code in LINEDEVSTATE Message	769
Verify EnergyWisePowerSavePlus Reason Code in PhoneState Suspend	770
Verify Reason EnergyWisePowerSavePlus Reason Code in LineDevstate/Phone State Message	771
Verify Call Manager Failure Reason Code in LineDevstate/Phone State Message	774
Verify DeviceUnregister Reason Code in LineDevstate/Phone State Event	776
Verify CTILinkFailure Reason Code in LineDevstate/Phone State Message	778
Extension Mobility Cross Cluster	780
TAPI Application Does LineInitializeEx and EMCC User Logs Into a Device	780
TAPI Application Does LineInitializeEx and EMCCUser Logs Out of a Device	780
Application Does PhoneInitializeEx and EMCC User Logs In to a Device	781
TAPI Application Does PhoneInitializeEx and EMCC User Logs Out of a Device	781
EMCC User Logs in to a Device From Cluster 2 (Visiting Cluster)	781
EMCC User Logs Out of a Device From Cluster 2 (Visiting Cluster)	782
EMCC User Logs In to a Device with LineH Configured	782
EMCC User Logs Out of a Device with LineH Configured	783
EMCC User Logs In to a DeviceH Configured for Multiple Lines (LineH)	783
EMCC User Logs In to a Device with LineH Configured and Administrator Removes the Device From Application Control List	783
EMCC User Logs In and Out of a Device with LineH Configured and Administrator Removes the Device From Application Control List	784
EMCC User Logs in to a Device with LineH Configured and EM_Profile Not Included in Application Control List	785
EMCC User Logs In to a DeviceV and EM_Profile Is Removed by Administrator From Application Control List	785
EMCC User Logs In to a Device Then Application Does Provider Open	786
EMCC User Logs In to a DeviceV in Visiting Cluster and Administrator Adds the EM_Profile to Application Control List	786
Extension Mobility Memory Optimization Option	787
Common Configuration	787
Use Cases	788
External Call Control	791

Basic Call Initiated From TAPI with External Call Control on Translation Pattern and CEPM Returns Reject	791
Basic Call Initiated From TAPI Using External Call Control on Translation Pattern and CEPM Returns Divert with Modified Calling and Called Parties	792
Basic Call Initiated From TAPI Using External Call Control on Translation Pattern and CEPM Returns Continue with Modified Calling and Called Parties	794
Conference Call Initiated From TAPI Using External Call Control on Translation Pattern and CEPM Returns Continue with Modified Calling and Called Parties in the Consult Call	795
Call Is Redirected to a Hunt List of Chaperones and Chaperone Enables Call Recording and Conferences in the Called Party	799
Forced Authorization and Client Matter Code Scenarios	804
Manual Call to a Destination That Requires an FAC	804
Manual Call to a Destination That Requires Both FAC and CMC	807
lineMakeCall to a Destination That Requires an FAC	810
lineMakeCall to a Destination That Requires Both FAC and CMC	812
Timeout Waiting for FAC or Invalid FAC	814
Gateway Recording	816
Hunt List	828
Basic Hunt List Call	829
Hunt List Call Moved to Next Member	831
Hunt List Calls FWNA and FWNA Is Not Configured on HuntPilot	832
Hunt List Call FWNA with FWNA to B	834
Hunt List Call Dropped When Hunt List Is Busy and FWB Is Not Configured	835
Hunt List Call Is Forwarded When Hunt List Is Busy and FWB Is Configured to B	836
HuntList Call Redirected When in ACCEPT State	836
Hunt List Call Redirected When in Connected State	837
Hunt List Call Member Is CTI or RP Port	839
Hunt List Call Moved to Different Line Group Members and Answered by CTI Port	839
Hunt List Call Is Redirected to Another Hunt List	839
Hunt List Call Is Consult Transferred to Another Line	842
Hunt List Call Direct Transferred to Another Line	844
Hunt List Call Is Conferenced to Another Line	846
Hunt List Call Is Joined to Another Line	849
Hunt List Call Is Conferenced to Another Hunt List After LG11 Answers	852

Hunt List Call Conferenced to the Same Hunt List and Completes Conference Before Hunt List Agent Answers	855
Hunt List Basic Call with SharedLine	860
Hunt List Basic Call with DND-R Configured on LG1	862
Hunt List Call Put in Conference via Join Operation	862
Hunt List Call Is Picked Up From Pickup Group -G-Pickup Auto Pick Pp Is Enabled	865
Hunt List Call Is Picked Up From Pickup Group When LG1 Is in Pickup Group 1 -Auto Pickup Disabled	866
Hunt List Call Is Picked Up From Pickup Group When HP2 Is in Pickup Group 2 -Auto Pick Up Enabled	867
Conferenced Hunt List Call Becomes Two-Party Call	868
Hunt List Broadcast Scenario (Broadcast Option Is Configured on HP1)	872
Hunt List Call Is Involved in c-Barge Conference	872
Hunt List Feature Interact with Four-Party Conference	880
Hunt Pilot Connected Number Feature	886
Caller Consult Transfer Call to Another Hunt List	904
Intercom	906
Application Invoking Speeddial	907
Agent Invokes Talkback	908
Change the SpeedDial	908
IPv6 Use Cases	909
Join Across Lines	915
Logical Partitioning	932
Manual Outbound Call	935
Monitoring and Recording	938
Monitoring a Call	938
Automatic Recording	942
Application-Controlled Recording	943
NuRD (Number Matching for Remote Destination) Support	945
Park Monitoring	945
Persistent Connection Use Cases	956
Presentation Indication	970
Making a Call Through Translation Pattern	970
Blind Transfer Through Translation Pattern	973

Redirect Set Original Called (TxToVM)	977
Refer and Replace Scenarios	979
In-Dialog Refer -Referrer in Cisco Unified Communications Manager Cluster	979
In-Dialog Refer Where ReferToTarget Redirects the Call in Offering State	981
In-Dialog Refer Where Refer Fails or Refer to Target Is Busy	982
Out-of-Dialog Refer	984
Invite with Replace for Confirmed Dialog	986
Refer with Replace for All in Cluster	987
Refer with Replace for All in Cluster Replace Dialog Belongs to Another Station	989
Secure Conferencing	990
Conference with All Parties as Secure	990
Hold or Resume in Secure Conference	992
Secure Monitoring and Recording	995
Silent Monitoring	995
Basic Silent Monitoring Scenario in Secure Mode	998
Silent Monitoring Scenario on Non-Secure Call in Secure Mode	999
Silent Monitoring Scenario on Non-Secure Call From Supervisor Which Is Secure	1000
Silent Monitoring Scenario on Secure Call From Supervisor Which Is Non-Secure	1000
Transfer of Monitored Call From Supervisor to Other Supervisor	1001
Transfer of Call From One Customer to Other	1003
Park on Supervisor	1004
Silent Monitoring on Conferenced Call	1005
Conference on Monitored Call	1006
Conference on Monitored Call	1007
Supervisor Holds the Call	1008
Recording	1008
Basic Recording Scenario	1009
Basic Recording Scenario in Secure Mode	1010
Recording Scenario on Non-Secure Call in Secure Mode	1011
Recording Scenario on Non-Secure Call Using Secure Recording Profile/Device	1011
Recording Scenario When Agent Holds the Call	1012
Recording and Monitoring	1012
Both Silent Monitoring and Recording on Agent Call in Secure Mode	1013
Recording Silent Monitored Call on Supervisor	1015
Shared Lines-Initiating a New Call Manually	1017

**SRTP 1022**Media Terminate by Application (Open Secure CTI Port or RP) **1022**Media Terminate by TSP Wave Driver (Open Secure CTI Port) **1022**Support for Cisco IP Phone 6900 Series **1023**Support for Cisco Unified IP Phone 6900 and 9900 Series Use Cases **1034**Swap or Cancel **1037**Unrestricted Unified CM **1061**LineHold Enhancement **1063**Whisper Coaching **1063**Setup **1063**Application Initiates a Whisper Coaching Session **1064**Application Updates the Monitoring Mode **1065**Agent Holds the Customer Call with Whisper Coaching Then Agent S Shared Line  
Resumes the Call **1068**Agent Transfers a Whisper Coaching Call Monitoring Call Goes Idle at the  
Supervisor **1070**Application Updates the Monitoring Mode (WhisperCoaching to Silent) **1071**Supervisor Holds/Resumes the Whisper Coaching Monitoring Session **1073**Supervisor Transfers the Whisper Coaching Session to Another Supervisor **1074**Supervisor Conferences the Whisper Coaching Session to Another Supervisor **1076**Application Initiates a Whisper Coaching Session Second Application on a Different  
Client Opens All Lines **1079**Secure R & M with Whisper Coaching Supports **1081**Application Initiates a Secure Whisper Coaching Session **1081**Application Updates the Monitoring Mode on an Agent Call That Is on Hold **1083**Application Initiates Whisper Coaching Where the Agent Is a SIP Device with Older  
Firmware Version That Does Not Support Media Mixing **1083**Application Updates the Monitoring Mode Where the Agent Is a SIP Device with Older  
Firmware Version That Does Not Support Media Mixing **1083**Application Updates the Monitoring Mode on a Monitoring Call at the Supervisor That  
Is in a Conference **1084**Application Initiates Whisper Coaching on an Agent That Is Already Playing an Agent  
Greeting **1084**Application Initiates Agent Greeting on a Call That Already Has a Whisper Coaching  
Session **1085**

---

**APPENDIX B****Cisco Unified TAPI Interfaces 1087**[Cisco Unified TAPI Version 2.1 Interfaces 1087](#)

---

**APPENDIX C****Troubleshooting Cisco Unified TAPI 1099**[TSP Trace of Internal Messages 1099](#)[TSP Operation Verification 1100](#)[Version Compatibility 1100](#)[Cisco TSP Readme 1100](#)[Unsupported CTI Events for SIP Phones 1100](#)

---

**APPENDIX D****Cisco Unified TAPI Operations-by-Release 1101**[Cisco Unified TAPI Operations-by-Release 1101](#)

---

**APPENDIX E****CTI Supported Devices 1111**[CTI Supported Devices 1111](#)





## Preface

---

This chapter describes the purpose, intended audience, and organization of this document and describes the conventions that convey instructions and other information. It contains the following topics:

- [Purpose, page xxxiii](#)
- [Audience, page xxxiii](#)
- [Organization, page xxxiv](#)
- [Related Documentation, page xxxv](#)
- [Cisco Developer Network, page xxxvi](#)
- [Conventions, page xxxvi](#)
- [Obtaining Documentation and Submitting a Service Request, page xxxvii](#)
- [Cisco Product Security Overview, page xxxvii](#)
- [OpenSSL/Open SSL Project, page xxxviii](#)

## Purpose

This document describes the Cisco Unified TAPI implementation by detailing the functions that comprise the implementation software and illustrating how to use these functions to create applications that support the Cisco Unified Communications hardware, software, and processes. You should use this document with the Cisco Unified Communications Manager manuals to develop applications.

## Audience

Cisco intends this document to be for use by telephony software engineers who are developing Cisco telephony applications that require TAPI. This document assumes that the engineer is familiar with both the C or C++ languages and the Microsoft TAPI specification.

This document assumes that you have knowledge of C or C++ languages and the Microsoft TAPI specification. You must also have knowledge or experience in the following areas:

- [Extensible Markup Language \(XML\)](#)

- Hypertext Markup Language (HTML)
- [Hypertext Transport Protocol \(HTTP\)](#)
- Socket programming
- TCP/IP Protocol
- [Web Service Definition Language \(WSDL\) 1.1](#)
- Secure Sockets Layer (SSL)

In addition, as a user of the Cisco Unified Communications Manager APIs, you must have a firm understanding of XML Schema. For more information about XML Schema, refer to <http://www.w3.org/TR/xmlschema-0/>.

You must have an understanding of Cisco Unified Communications Manager and its applications. See the [Related Documentation, on page xxxv](#) for Cisco Unified Communications Manager documents and other related technologies.

## Organization

Chapter	Description
<a href="#">Overview, on page 1</a>	Outlines key concepts for Cisco Unified TAPI and lists all functions that are available in the implementation.
<a href="#">New and Changed Information, on page 15</a>	Provides a list new and changed features release-by-release of Cisco Unified Communications Manager (Unified CM).
<a href="#">Features Supported by TSP, on page 23</a>	Describes the features that Cisco Unified TAPI Service Provider (TSP) supports
<a href="#">Cisco Unified TAPI Installation, on page 107</a>	Provides installation procedures for Cisco Unified TAPI and Cisco Unified TSP.
<a href="#">Basic TAPI Implementation, on page 145</a>	Describes the supported functions in the Cisco implementation of standard Microsoft TAPI v2.1.
<a href="#">Cisco Device-Specific Extensions, on page 335</a>	Describes the functions that comprise the Cisco hardware-specific implementation classes.
<a href="#">Cisco TSP Media Driver, on page 441</a>	Describes how Cisco Media Driver helps TAPI-based applications to provide media interaction such as play announcements, record calls, and so on.
<a href="#">Cisco Unified TAPI Examples, on page 471</a>	Provides examples that illustrate the use of the Cisco Unified TAPI implementation.
<a href="#">Message Sequence Charts, on page 479</a>	Lists possible call scenarios and use cases.
<a href="#">Cisco Unified TAPI Interfaces, on page 1087</a>	Lists APIs that are supported or not supported.

Chapter	Description
<a href="#">Troubleshooting Cisco Unified TAPI, on page 1099</a>	Describes troubleshooting techniques.
<a href="#">Cisco Unified TAPI Operations-by-Release, on page 1101</a>	Lists features, line functions, messages, and structures; phone functions, messages, and structures that have been added or modified by Cisco Unified Communications Manager release.
<a href="#">CTI Supported Devices, on page 1111</a>	Lists CTI supported devices.

## Related Documentation

This section lists documents and URLs that provide information on Cisco Unified Communications Manager, Cisco Unified IP Phones, TAPI specifications, and the technologies that are required to develop applications.

Cisco Unified Communications Manager Release 10.0(1)—A suite of documents that relate to the installation and configuration of Cisco Unified Communications Manager. Refer to the Cisco Unified Communications Manager Documentation Guide for Release 10.0(1) for a list of documents on installing and configuring Cisco Unified Communications Manager 10.0(1), including:

- Cisco Unified Communications Manager Administration Guide, Release 10.0(1)
- Cisco Unified Communications Manager System Guide, Release 10.0(1)
- Cisco Unified Communications Manager Features and Services Guide, Release 10.0(1)
- Cisco Unified Communications Manager Release Notes, Release 10.0(1)
  - Cisco Unified IP Phones and Services—A suite of documents that relate to the installation and configuration of Cisco Unified IP Phones.
  - Cisco Distributed Director—A suite of documents that relate to the installation and configuration of Cisco Distributed Director.

For more information about TAPI specifications, creating an application to use TAPI, or TAPI administration, see the following documents:

- Microsoft TAPI 2.1 Features
- <http://www.microsoft.com/ntserver/techresources/commnet/tele/tapi21.asp>
- Getting Started with Windows Telephony
- <http://www.microsoft.com/NTServer/commserve/deployment/planguides/getstartedtele.asp>
- Windows Telephony API (TAPI)
- <http://www.microsoft.com/NTServer/commserve/exec/overview/tapiabout.asp>
- Creating Next Generation Telephony Applications
- <http://www.microsoft.com/NTServer/commserve/techdetails/prodarch/tapi21wp.asp>
- The Microsoft Telephony Application Programming Interface (TAPI) Programmer's Reference

- “For the Telephony API, Press 1; For Unimodem, Press 2; or Stay on the Line”—A paper on TAPI by Hiroo Umeno, a COMM and TAPI specialist at Microsoft.

<http://www.microsoft.com/msj/0498/tapi.aspx>

- “TAPI 2.1 Microsoft TAPI Client Management”
- “TAPI 2.1 Administration Tool”

## Cisco Developer Network

The Cisco Developer Network (CDN) portal provides access to multiple Cisco technology developer interfaces and collaborative support communities. CDN also provides formalized support services for these interfaces to enable developers, customers, and partners to accelerate their development. The formalized process provides access to CDN Engineers who are an extension of the product technology engineering teams. CDN Engineers have access to the resources necessary to provide expert support in a timely manner.

The Cisco Developer Network Program is designed for businesses (IHV's and ISV's) interested in going to market with Cisco. The CDN Program enables members to develop compelling solutions that unify data, voice, video, and mobile communications on Cisco's powerful communications platform. The program also allows members to take advantage of Cisco's brand, market leadership position, and installed base to help drive positive business results for themselves and their customers.

For additional information about the CDN Program and CDN support services go to <http://developer.cisco.com/web/devservices>.

## Conventions

This document uses the following conventions:

Convention	Description
<b>boldface font</b>	Commands and keywords are in <b>boldface</b> .
<i>italic font</i>	Arguments for which you supply values are in italics.
[ ]	Elements in square brackets are optional.
{ x   y   z }	Alternative keywords are grouped in braces and separated by vertical bars.
[ x   y   z ]	Optional alternative keywords are grouped in brackets and separated by vertical bars.
string	An unquoted set of characters. Do not use quotation marks around the string or the string will include the quotation marks.
screen font	Terminal sessions and information that the system displays are in screen font.

Convention	Description
<b>boldface screen font</b>	Information you must enter is in <b>boldface screen font</b> .
<i>italic screen font</i>	Arguments for which you supply values are in <i>italic screen font</i> .
^	The symbol ^ represents the key labeled Control—for example, the key combination ^D in a screen display means hold down the Control key while you press the D key.
< >	Nonprinting characters, such as passwords are in angle brackets.

Notes use the following conventions:



**Note**

Means reader take note. Notes contain helpful suggestions or references to material not covered in the publication.



**Tip**

Means the following information might help you solve a problem.



**Warning**

Means the described action saves time. You can save time by performing the action described in the paragraph.

## Obtaining Documentation and Submitting a Service Request

For information on obtaining documentation, submitting a service request, and gathering additional information, see the monthly What's New in Cisco Product Documentation, which also lists all new and revised Cisco technical documentation, at:

<http://www.cisco.com/en/US/docs/general/whatsnew/whatsnew.html>

Subscribe to the What's New in Cisco Product Documentation as a Really Simple Syndication (RSS) feed and set content to be delivered directly to your desktop using a reader application. The RSS feeds are a free service and Cisco currently supports RSS Version 2.0.

## Cisco Product Security Overview

This product contains cryptographic features and is subject to United States and local country laws governing import, export, transfer and use. Delivery of Cisco cryptographic products does not imply third-party authority to import, export, distribute or use encryption. Importers, exporters, distributors and users are responsible for compliance with U.S. and local country laws. By using this product you agree to comply with applicable laws and regulations. If you are unable to comply with U.S. and local laws, return this product immediately.

A summary of U.S. laws governing Cisco cryptographic products may be found at: <http://www.cisco.com/wwl/export/crypto/tool/stqrg.html>.

If you require further assistance please contact us by sending email to [export@cisco.com](mailto:export@cisco.com).

## OpenSSL/Open SSL Project

The following link provides information about the OpenSSL notice:

[http://www.cisco.com/en/US/products/hw/phones/ps379/products\\_licensing\\_information\\_listing.html](http://www.cisco.com/en/US/products/hw/phones/ps379/products_licensing_information_listing.html)



## CHAPTER

# 1

## Overview

---

Cisco Unified Communications Manager is the powerful call-processing component of the Cisco Unified Communications Solution. It is a scalable, distributable, and highly available enterprise IP telephony call-processing solution. Cisco Unified Communications Manager acts as the platform for collaborative communication and as such supports a wide array of features. In order to provision, invoke the features, monitor, and control such a powerful system, Cisco Unified Communications Manager supports different interface types.

This chapter also describes the major concepts of Cisco Unified TAPI service provider (Cisco Unified TSP) implementation. It contains the following sections:

- [Cisco Unified Communications Manager Interfaces, page 1](#)
- [Cisco Unified TSP Overview, page 4](#)
- [Cisco Unified TSP Concepts, page 5](#)
- [Development Guidelines, page 13](#)

## Cisco Unified Communications Manager Interfaces

The interface types supported by Cisco Unified Communications Manager are divided into the following types:

### Provisioning Interfaces

The following are the provisioning interfaces of Cisco Unified Communications Manager:

- Administration XML
- Cisco Extension Mobility service

### Administrative XML

The Administration XML (AXL) API provides a mechanism for inserting, retrieving, updating and removing data from the Cisco Unified Communications Manager configuration database using an eXtensible Markup

Language (XML) Simple Object Access Protocol (SOAP) interface. This allows a programmer to access Unified CM provisioning services using XML and exchange data in XML form, instead of using a binary library or DLL. The AXL methods, referred to as requests, are performed using a combination of HTTP and SOAP. SOAP is an XML remote procedure call protocol. Users perform requests by sending XML data to the Cisco Unified Communications Manager Publisher server. The publisher then returns the AXL response, which is also a SOAP message.

For more information, See the Administrative XML Tech Center on the Cisco Developer Network <http://developer.cisco.com/web/axl/home>.

## Cisco Extension Mobility

The Cisco Extension Mobility (Extension Mobility) service, a feature of Cisco Unified Communications Manager, allows a device, usually a Cisco Unified IP Phone, to temporarily embody a new device profile, including lines, speed dials, and services. It enables users to temporarily access their individual Cisco Unified IP Phone configuration, such as their line appearances, services, and speed dials, from other Cisco Unified IP Phones. The Extension Mobility service works by downloading a new configuration file to the phone. Cisco Unified Communications Manager dynamically generates this new configuration file based on information about the user who is logging in. You can use the XML-based Extension Mobility service API with your applications, so they can take advantage of Extension Mobility service functionality.

For more information, See the Extension Mobility API Tech Center on the Cisco Developer Network <http://developer.cisco.com/web/emapi/home>.

Also, see Cisco Unified Communications Manager XML Developers Guide for relevant release of Cisco Unified Communications Manager at the following location:

[http://www.cisco.com/en/US/products/sw/voicesw/ps556/products\\_programming\\_reference\\_guides\\_list.html](http://www.cisco.com/en/US/products/sw/voicesw/ps556/products_programming_reference_guides_list.html).

# Device Monitoring and Call Control Interfaces

The following are the device monitoring and call control interfaces of Cisco Unified Communications Manager:

## Cisco TAPI and Media Driver

Cisco Unified Communications Manager exposes sophisticated call control of IP telephony devices and soft-clients using the Computer Telephony TAPI interface. Cisco's Telephone Service Provider (TSP) and Media Driver interface enables custom applications to monitor telephony-enabled devices and call events, establish first-and third-party call control, and interact with the media layer to terminate media, play announcements, record calls.

For more information, see the TAPI and Media Driver Tech Center on the Cisco Developer Network at the following location:

<http://developer.cisco.com/web/tapi/home>

## Cisco JTAPI

For more information, see the JTAPI Tech Center on the Cisco Developer Network at the following location:

<http://developer.cisco.com/web/jtapi/home>

Also, see Cisco Unified JTAPI Developers Guide for Cisco Unified Communications Manager for relevant release of Cisco Unified Communications Manager at the following location:

[http://www.cisco.com/en/US/products/sw/voicesw/ps556/products\\_programming\\_reference\\_guides\\_list.html](http://www.cisco.com/en/US/products/sw/voicesw/ps556/products_programming_reference_guides_list.html)

## Cisco Web Dialer

The Web Dialer, which is installed on a Cisco Unified Communications Manager server, allows Cisco Unified IP Phone users to make calls from web and desktop applications. For example, the Web Dialer uses hyperlinked telephone numbers in a company directory to allow users to make calls from a web page by clicking the telephone number of the person that they are trying to call. The two main components of Web Dialer comprise the Web Dialer Servlet and the Redirector Servlet.

For more information, see the Web Dialer Tech Center on the Cisco Developer Network <http://developer.cisco.com/web/wd/home>.

For more information on Cisco Web Dialer, see Cisco Unified Communications Manager XML Developers Guide for relevant release of Cisco Unified Communications Manager at the following location:

[http://www.cisco.com/en/US/products/sw/voicesw/ps556/products\\_programming\\_reference\\_guides\\_list.html](http://www.cisco.com/en/US/products/sw/voicesw/ps556/products_programming_reference_guides_list.html).

## Serviceability Interfaces

The following are the serviceability interfaces of Cisco Unified Communications Manager:

### Serviceability XML

A collection of services and tools designed to monitor, diagnose, and address issues specific to Unified CM. serviceability XML interface:

- Provides platform, service and application performance counters to monitor the health of Unified CM hardware and software
- Provides real-time device and Computer Telephony Integration (CTI) connection status to monitor the health of phones, devices, and applications connected to Cisco Unified Communications Manager.
- Enables remote control (Start/Stop/Restart) of Cisco Unified Communications Manager services.
- Collects and packages Cisco Unified Communications Manager trace files and logs for troubleshooting and analysis.
- Provides applications with Call Detail Record files based on search criteria.
- Provides management consoles with SNMP data specific to Cisco Unified Communications Manager hardware and software.

For more information, see the Serviceability XML Tech Center on the Cisco Developer Network <http://developer.cisco.com/web/sxml/home>.

## SNMP/MIBs

SNMP interface allows external applications to query and report various UCMgr entities. It provides information on the connectivity of the Unified Communication Manager to other devices in the network, including syslog information.

The MIBs supported by Cisco Unified Communications Manager includes:

- Cisco-CCM-MIB, CISCO-CDP-MIB, Cisco-syslog-MIB
- Standard MIBs like MIB II, SYSAPPL-MIB, HOST RESOURCES-MIB
- Vendor MIBs

For more information, see the SNMP/MIB Tech Center on the Cisco Developer Network <http://developer.cisco.com/web/sxml/home>.

Also, see Cisco Unified Communications Manager XML Developers Guide for relevant release of Cisco Unified Communications Manager at the following location:

[http://www.cisco.com/en/US/products/sw/voicesw/ps556/products\\_programming\\_reference\\_guides\\_list.html](http://www.cisco.com/en/US/products/sw/voicesw/ps556/products_programming_reference_guides_list.html).

## Routing Rules Interface

Cisco Unified Communication Manager 8.0(1) and later supports the external call control (ECC) feature, which enables an adjunct route server to make call-routing decisions for Cisco Unified Communications Manager by using the Cisco Unified Routing Rules Interface. When you configure external call control, Cisco Unified Communications Manager issues a route request that contains the calling party and called party information to the adjunct route server. The adjunct route server receives the request, applies appropriate business logic, and returns a route response that instructs Cisco Unified Communications Manager on how the call should get routed, along with any additional call treatment that should get applied.

For more information, see the Routing Rules Interface Tech Center on the Cisco Developer Network <http://developer.cisco.com/web/curri/home>.

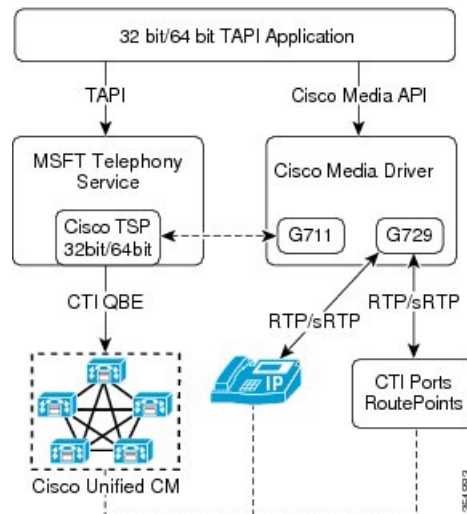
## Cisco Unified TSP Overview

The standard TAPI provides an unchanging programming interface for different implementations. The goal of Cisco in implementing TAPI for the Cisco Unified Communications Manager platform remains to conform as closely as possible to the TAPI specification, while providing extensions that enhance TAPI and expose the advanced features of Cisco Unified Communications Manager to applications.

As versions of Cisco Unified Communications Manager and Cisco Unified TSP are released, variances in the API should be minor and should tend in the direction of compliance. Cisco stays committed to maintaining its API extensions with the same stability and reliability, though additional extensions may be provided as new Cisco Unified Communications Manager features become available.

The following figure shows the architecture of TAPI.

**Figure 1: Architecture of TAPI Service Process**



**Note**

The Cisco TSP is a TAPI 2.1 service provider.

## Cisco Unified TSP Concepts

The following are described in this section:

- [Basic TAPI Applications](#), on page 5
- [Cisco TSP Components](#), on page 6
- [Cisco Media Drivers](#), on page 6
- [TAPI Debugging](#), on page 7
- [Cisco TSP Components](#), on page 6

See [Basic TAPI Implementation](#), on page 145 and [Cisco Device-Specific Extensions](#), on page 335 for lists and descriptions of interfaces and extensions.

## Basic TAPI Applications

Microsoft has defined some basic APIs which can be invoked/supported from application code. All Microsoft defined APIs that can be used from the TAPI applications are declared in TAPI.H file. TAPI.H file is a standard library file that is with the VC++/VS2005 Installation. For example, C:\Program Files\Microsoft Visual Studio\VC98\Include\TAPI.H.

To use any specific API which is added or provided by Cisco TSP, the application needs to invoke that API by using the LineDevSpecific API.

### Simple application

```
#include <tapi.h>#include <string>
#include "StdAfx.h"
class TapiLineApp {
LINEINITIALIZEEXPARAMS mLineInitializeExParams;//was declared in TAPI.h
files
    HLINEAPP    mhLineApp;
    DWORD      mdwNumDevs;
    DWORD dwAPIVersion = 0x20005

public:
    // App Initialization
    // Note hInstance can be NULL
    // appstr - value can be given the app name "test program"
    bool TapiLineApp::LineInitializeEx(HINSTANCE hInstance, std::string
appStr)
    {
        unsigned long lReturn = 0;
        mLineInitializeExParams.dwTotalSize = sizeof(mLineInitializeExParams);

        mLineInitializeExParams.dwOptions = LINEINITIALIZEEXOPTION_USEEVENT;
        lReturn = lineInitializeEx (&mhLineApp, hInstance, NULL, appStr.c_str(),

&mdwNumDevs, &dwAPIVersion, &LineInitializeExParams);
        if ( lReturn == 0 ) {
            return true;
        }
        else {
            return false;
        }
    }
//App shutdown
bool TapiLineApp::LineShutdown()
{
    return! (lineShutdown (mhLineApp));
}
};
```

## Cisco TSP Components

The following are Cisco TSP components:

- CiscoTSP dll– TAPI service implementation provided by Cisco TSP
- CTIQBE over TCP/IP – Cisco protocol used to monitor and control devices and lines
- CTI Manager Service – Manages CTI resources and connections to devices. Exposed to 3rd-party applications via Cisco TSP and/or JTAPI API

## Cisco Media Drivers

Cisco Media Driver can be used to play announcements or record the call media. For information about the installation of the Media Drivers, see [Cisco Media Driver Selection](#), on page 111.

## TAPI Debugging

The TAPI browser is a TAPI debugging application. It can be downloaded from the Microsoft MSDN Web site at <ftp://ftp.microsoft.com/developr/TAPI/tb20.zip>. The TAPI browser can be used to initialize TAPI, for use by TAPI developers to test a TAPI implementation and to verify that the TSP is operational.

## CTI Manager (Cluster Support)

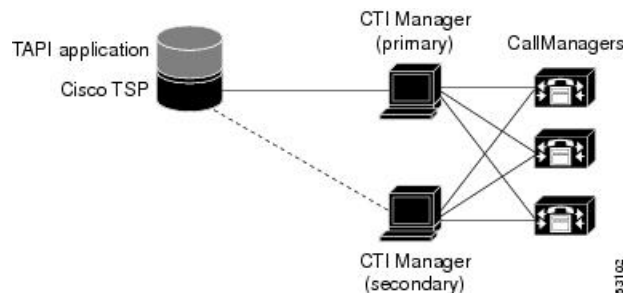
The CTI Manager, along with the Cisco Unified TSP, provide an abstraction of the Cisco Unified Communications Manager cluster that allows TAPI applications to access Cisco Unified Communications Manager resources and functionality without being aware of any specific Cisco Unified Communications Manager. The Cisco Unified Communications Manager cluster abstraction also enhances the failover capability of CTI Manager resources. A failover condition occurs when a node fails, a CTI Manager fails, or a TAPI application fails, as illustrated in the following figure.



### Note

Cisco does not support CTI device monitoring or call control with 3rd-party devices.

**Figure 2: Cluster Support Architecture**



## Cisco Unified Communications Manager Failure

When a Cisco Unified Communications Manager node in a cluster fails, the CTI Manager recovers the affected CTI ports and route points by reopening these devices on another Cisco Unified Communications Manager node. When the failure is first detected, Cisco Unified TSP sends a PHONE\_STATE (PHONESTATE\_SUSPEND) message to the TAPI application.

When the CTI port/route point is successfully reopened on another Cisco Unified Communications Manager, Cisco Unified TSP sends a phone PHONE\_STATE (PHONESTATE\_RESUME) message to the TAPI application. If no Cisco Unified Communications Manager is available, the CTI Manager waits until an appropriate Cisco Unified Communications Manager comes back in service and tries to open the device again. The lines on the affected device also go out of service and in service with the corresponding LINE\_LINEDEVSTATE (LINEDEVSTATE\_OUTOFSERVICE) and LINE\_LINEDEVSTATE (LINEDEVSTATE\_INSERVICE) events Cisco Unified TSP sends to the TAPI application. If for some reason the device or lines cannot be opened, even when all Cisco Unified Communications Managers come back in service, the system closes the devices or lines, and Cisco Unified TSP will send PHONE\_CLOSE or LINE\_CLOSE messages to the TAPI application.

When a failed Cisco Unified Communications Manager node comes back in service, CTI Manager “re-homes” the affected CTI ports or route points to their original Cisco Unified Communications Manager. The graceful re-homing process ensures that the re-homing only starts when calls are no longer being processed or are active on the affected device. For this reason, the re-homing process may not finish for a long time, especially for route points, which can handle many simultaneous calls.

When a Cisco Unified Communications Manager node fails, phones currently re-home to another node in the same cluster. If a TAPI application has a phone device opened and the phone goes through the re-homing process, CTI Manager automatically recovers that device, and Cisco Unified TSP sends a PHONE\_STATE (PHONESTATE\_SUSPEND) message to the TAPI application. When the phone successfully re-homes to another Cisco Unified Communications Manager node, Cisco Unified TSP sends a PHONE\_STATE (PHONESTATE\_RESUME) message to the TAPI application.

The lines on the affected device also go out of service and in service, and Cisco Unified TSP sends LINE\_LINEDEVSTATE (LINEDEVSTATE\_OUTOFSERVICE) and LINE\_LINEDEVSTATE (LINEDEVSTATE\_INSERVICE) messages to the TAPI application.

## Call Survivability

When a device or Cisco Unified Communications Manager failure occurs, no call survivability exists; however, media streams that are already connected between devices will survive. Calls in the process of being set up or modified (transfer, conference, redirect) simply get dropped.

## CTI Manager Failure

When a primary CTI Manager fails, Cisco Unified TSP sends a PHONE\_STATE (PHONESTATE\_SUSPEND) message and a LINE\_LINEDEVSTATE (LINEDEVSTATE\_OUTOFSERVICE) message for every phone and line device that the application opened. Cisco Unified TSP then connects to a backup CTI Manager. When a connection to a backup CTI Manager is established and the device or line successfully reopens, the Cisco Unified TSP sends a PHONE\_STATE (PHONESTATE\_RESUME) or LINE\_LINEDEVSTATE (LINEDEVSTATE\_INSERVICE) message to the TAPI application. If the Cisco Unified TSP is unsuccessful in opening the device or line for a CTI port or route point, the Cisco Unified TSP closes the device or line by sending the appropriate PHONE\_CLOSE or LINE\_CLOSE message to the TAPI application.

After Cisco Unified TSP is connected to the backup CTI Manager, Cisco Unified TSP will not reconnect to the primary CTI Manager until the connection is lost between Cisco Unified TSP and the backup CTI Manager.

If devices are added to or removed from the user while the CTI Manager is down, Cisco Unified TSP generates PHONE\_CREATE/LINE\_CREATE or PHONE\_REMOVE/LINE\_REMOVE events, respectively, when connection to a backup CTI Manager is established.

## Cisco Unified TAPI Application Failure

When a Cisco TAPI application fails (the CTI Manager closes the provider), calls at CTI ports and route points that have not yet been terminated get redirected to the Call Forward On Failure (CFF) number that has been configured for them. The system routes new calls into CTI Ports and Route Points that are not opened by an application to their CFNA number.

## LINE\_CALLDEVSPECIFIC Event Support for RTP Events

RTP events are generated as LINE\_CALLDEVSPECIFIC events that contain Call Handle details of the call. However, to activate the feature, the application must negotiate the extension version greater than or equal to 0x00040001 when opening the line.

Due to dependency on the extension version of the line, the Media Events, RTP\_START / STOP, are reported differently to the application:

- If extension version is less than EXTVERSION\_FOUR\_DOT\_ZERO - 0x00040000 — TSP reports LINE\_DEVSPECIFIC event to application on the line irrespective whether call object is present. In this case, even if a call is DeAllocated after IDLE state, RTP\_STOP events are delivered to the application.
- If extension version is greater than or same as EXTVERSION\_FOUR\_DOT\_ZERO - 0x00040000—TSP does report the Media Events if the Call Object is DeAllocated from Application.

So a check must be added for the Extension Version to maintain backward compatibility. So it must not be assumed that RTP events will always come before IDLE event.

## QoS

Cisco Unified TSP supports the Cisco baseline for baselining of Quality of Service (QoS). Cisco Unified TSP marks the IP Differentiated Services Code Point (DSCP) for QBE control signals that flow from TSP to CTI with the value of the Service parameter “DSCP IP for CTI Applications” that CTI sends in the ProviderOpenCompletedEvent. The Cisco TAPI Wave driver marks the RTP packets with the value that CTI sends in the StartTransmissionEvent. The system stores the DSCP value received in the StartTransmissionEvent in the DevSpecific portion of the LINECALLINFO structure, and fires the LINECALLINFOSTATE\_DEVSPECIFIC event with the QoS indicator.

**Note**

QoS information is not available if you begin monitoring in the middle of a call because existing calls do not have an RTP event.

## Presentation Indication (PI)

There is a need to separate the presentability aspects of a number (calling, called, and so on) from the actual number itself. For example, when the number is not to be displayed on the IP phone, the information might still be needed by another system, such as Unity VM. Hence, each number/name of the display name needs to be associated with a Presentation Indication (PI) flag, which will indicate whether the information should be displayed to the user or not.

You can set up this feature as follows:

### On a Per-Call Basis

You can use Route Patterns and Translation Patterns to set or reset PI flags for various partyDNs/Names on a per-call basis. If the pattern matches the digits, the PI settings that are associated with the pattern will be applied to the call information.

### On a Permanent Basis

You can configure a trunk device with “Allow” or “Restrict” options for parties. This will set the PI flags for the corresponding party information for all calls from this trunk.

Cisco Unified TSP supports this feature. If calls are made via Translation patterns with all of the flags set to Restricted, the system sends the CallerID/Name, ConnectedID/Name, and RedirectionID/Name to applications as Blank. The system also sets the LINECALLPARTYID flags to Blocked if both the Name and Party number are set to Restricted.

When developing an application, be sure only to use functions that the Cisco TAPI Service Provider supports. For example, the Cisco TAPI Service Provider supports transfer, but not fax detection. If an application requires an unsupported media or bearer mode, the application will not work as expected.

Cisco Unified TSP does not support TAPI 3.0 applications.

## Call Control

You can configure Cisco Unified TSP to provide first-or third-party call control.

### First-Party Call Control

In first-party call control, the application terminates the audio stream. Ordinarily, this occurs by using the Cisco wave driver. However, if you want the application to control the audio stream instead of the wave driver, use the Cisco device-specific extensions.

### Third-Party Call Control

In third-party call control, the control of an audio stream terminating device is not “local” to the Cisco Unified Communications Manager. In such cases, the controller might be the physical IP phone on your desk or a group of IP phones for which your application is responsible.

**Note**

---

Cisco does not support CTI device monitoring or call control with 3rd-party devices.

---

## CTI Port

For first-party call control, a CTI port device must exist in the Cisco Unified Communications Manager. Because each port can only have one active audio stream at a time, most configurations only need one line per port.

A CTI port device does not actually exist in the system until you run a TAPI application and a line on the port device is opened requesting LINEMEDIAMODE\_AUTOMATEDVOICE and LINEMEDIAMODE\_INTERACTIVEVOICE. Until the port is opened, anyone who calls the directory number that is associated with that CTI port device receives a busy or reorder tone.

The IP address and UDP port number is either specified statically (the same IP address and UDP port number is used for every call) or dynamically. By default, CTI ports use static registration.

## Dynamic Port Registration

Dynamic Port Registration enables applications to specify the IP address and UDP port number on a call-by-call basis. Currently, the IP address and UDP port number are specified when a CTI port registers and is static through the life of the registration of the CTI port. When media is requested to be established to the CTI port, the system uses the same static IP address and UDP port number for every call.

An application that wants to use Dynamic Port Registration must specify the IP address and UDP port number on a call before invoking any features on the call. If the feature is invoked before the IP address and UDP port number are set, the feature will fail, and the call state will be set depending on when the media time-out occurs.

## CTI Route Point

You can use Cisco Unified TAPI to control CTI route points. CTI route points allow Cisco Unified TAPI applications to redirect incoming calls with an infinite queue depth. This allows incoming calls to avoid busy signals.

CTI route point devices have an address capability flag of `LINEADDRCAPFLAGS_ROUTEPOINT`. When your application opens a line of this type, it can handle any incoming call by disconnecting, accepting, or redirecting the call to some other directory number. The basis for redirection decisions can be caller ID information, time of day, or other information that is available to the program.

## Media Termination at Route Point

The Media Termination at Route Point feature lets applications terminate media at route points. This feature enables applications to pass the IP address and port number where they want the call at the route point to have media established.

The system supports the following features at route points:

- Answer
- Multiple Active Calls
- Redirect
- Hold
- UnHold
- Blind Transfer
- DTMF Digits
- Tones

## Monitoring Call Park Directory Numbers

The Cisco Unified TSP supports monitoring calls on lines that represent Call Park Directory Numbers (Call Park DN). The Cisco Unified TSP uses a device-specific extension in the `LINEDEVCAPS` structure that allows TAPI applications to differentiate Call Park DN lines from other lines. If an application opens a Call

Park DN line, all calls that are parked to the Call Park DN get reported to the application. The application cannot perform any call control functions on any calls at a Call Park DN.

To open Call Park DN lines, you must check the **Monitor Call Park DN**s check box in Cisco Unified Communications Manager User Administration for the Cisco Unified TSP user. Otherwise, the application will not perceive any of the Call Park DN lines upon initialization.

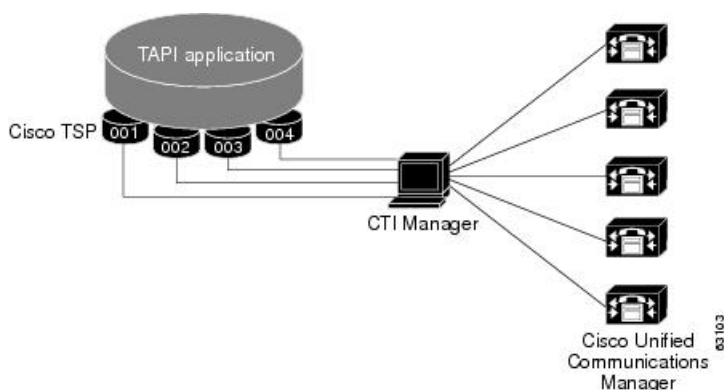
## Multiple Cisco Unified TSPs

In the Cisco Unified TAPI solution, the TAPI application and Cisco Unified TSP get installed on the same machine. The Cisco Unified TAPI application and Cisco Unified TSP do not directly interface with each other. A layer written by Microsoft sits between the TAPI application and Cisco Unified TSP. This layer, known as TAPISRV, allows the installation of multiple TSPs on the same machine, and it hides that fact from the Cisco Unified TAPI application. The only difference to the TAPI application is that it is now informed that there are more lines that it can control.

Consider an example—assume that Cisco Unified TSP1 exposes 100 lines, and Cisco Unified TSP2 exposes 100 lines. In the single Cisco Unified TSP architecture where Cisco Unified TSP1 is the only Cisco Unified TSP that is installed, Cisco Unified TSP1 would tell TAPISRV that it supports 100 lines, and TAPISRV would tell the application that it can control 100 lines. In the multiple Cisco Unified TSP architecture, where both Cisco Unified TSPs are installed, this means that Cisco Unified TSP1 would tell TAPISRV that it supports 100 lines, and Cisco Unified TSP2 would tell TAPISRV that it supports 100 lines. TAPISRV would add the lines and inform the application that it now supports 200 lines. The application communicates with TAPISRV, and TAPISRV takes care of communicating with the correct Cisco Unified TSP.

Ensure that each Cisco Unified TSP is configured with a different username and password that you administer in the Cisco Unified Communications Manager Directory. Configure each user in the Directory, so devices that are associated with each user do not overlap. Each Cisco Unified TSP in the multiple Cisco Unified TSP system does not communicate with the others. Each Cisco Unified TSP in the multiple Cisco Unified TSP system creates a separate CTI connection to the CTI Manager as shown in the following figure. Multiple Cisco Unified TSPs help in scalability and higher performance.

**Figure 3: Multiple Cisco Unified TSPs Connect to CTI Manager**



## CTI Device/Line Restriction

With CTI Device/Line restriction implementation, a CTIRestricted flag is placed on device or line basis. When a device is restricted, it assumes that all its configured lines are restricted.

Cisco Unified TSP does not report any restricted devices and lines back to application. When a CTIRestricted flag is changed from Cisco Unified Communications Manager Administration, Cisco Unified TSP treats it as normal device/line add or removal.

## Development Guidelines

Cisco maintains a policy of interface backward compatibility for at least one previous major release of Cisco Unified Communications Manager. Cisco still requires Cisco Technology Developer Program member applications to be retested and updated as necessary to maintain compatibility with each new major release of Cisco Unified Communications Manager.

The following practices are recommended to all developers, including those in the Cisco Technology Developer Program, to reduce the number and extent of any updates that may be necessary:

- The order of events and/or messages may change. Developers should not depend on the order of events or messages. For example, where a feature invocation involves two or more independent transactions, the events or messages may be interleaved. Events related to the second transaction may precede messages related to the first. Additionally, events or messages can be delayed due to situations beyond control of the interface (for example, network or transport failures). Applications should be able to recover from out of order events or messages, even when the order is required for protocol operation.
- The order of elements within the interface event or message may change, within the constraints of the protocol specification. Developers must avoid unnecessary dependence on the order of elements to interpret information.
- New interface events, methods, responses, headers, parameters, attributes, other elements, or new values of existing elements, may be introduced. Developers must disregard or provide generic treatments where necessary for any unknown elements or unknown values of known elements encountered.
- Previous interface events, methods, responses, headers, parameters, attributes, and other elements, will remain, and will maintain their previous meaning and behavior to the extent possible and consistent with the need to correct defects.
- Applications must not be dependent on interface behavior resulting from defects (behavior not consistent with published interface specifications) since the behavior can change when defect is fixed.
- Use of deprecated methods, handlers, events, responses, headers, parameters, attributes, or other elements must be removed from applications as soon as possible to avoid issues when those deprecated items are removed from Cisco Unified Communications Manager.
- Application Developers must be aware that not all new features and new supported devices (for example, phones) will be forward compatible. New features and devices may require application modifications to be compatible and/or to make use of the new features/devices.





## New and Changed Information

---

This chapter describes new and changed Cisco Unified TAPI Service Provider (TSP) information for Cisco Unified Communications Manager release 10.0(1) and features supported in the previous releases.

Refer to the programming guides Web site for prior Cisco TAPI Developer Guides at [http://www.cisco.com/en/US/products/sw/voicesw/ps556/products\\_programming\\_reference\\_guides\\_list.html](http://www.cisco.com/en/US/products/sw/voicesw/ps556/products_programming_reference_guides_list.html)

This chapter contains the following sections:

- [Cisco Unified Communications Manager Release 10.5\(2\), page 15](#)
- [Features Supported in Previous Releases, page 15](#)

## Cisco Unified Communications Manager Release 10.5(2)

This section describes the new and changed features for release 10.5(2) of Cisco Unified Communications Manager:

- [AES 256 Algorithm IDs, on page 26](#)

## Features Supported in Previous Releases

This section describes the features supported in the releases prior to 10.0(1) and contains the following sections:

- [Cisco Unified Communications Manager Release 9.1\(1\), on page 16](#)
- [Cisco Unified Communications Manager Release 9.0\(1\), on page 17](#)
- [Cisco Unified Communications Manager Release 8.6\(1\), on page 17](#)
- [Cisco Unified Communications Manager Release 8.5\(1\), on page 17](#)
- [Cisco Unified Communications Manager Release 8.0\(1\), on page 18](#)
- [Cisco Unified Communications Manager Release 7.1\(3\), on page 18](#)
- [Cisco Unified Communications Manager Release 7.1\(2\), on page 18](#)
- [Cisco Unified Communications Manager Release 7.0\(1\), on page 19](#)

- [Cisco Unified Communications Manager Release 6.1\(x\), on page 19](#)
- [Cisco Unified Communications Manager Release 6.0\(1\), on page 19](#)
- [Cisco Unified Communications Manager Release 5.1, on page 20](#)
- [Cisco Unified Communications Manager Release 5.0, on page 20](#)
- [Cisco Unified Communications Manager Release 4.x, on page 20](#)
- [Cisco Unified Communications Manager Releases Prior to 4.x, on page 21](#)

## Cisco Unified Communications Manager Release 10.0(1)

This section describes new and changed features that are supported in Cisco Unified Communications Manager Release 10.0(1) and contains the following topics:

- [CTI Video Support, on page 49](#)
- [Gateway Recording, on page 69](#)
- [CCMEncryption Enhancements, on page 37](#)
- [Video On Hold Support, on page 102](#)
- [CTI Remote Device Enhancements:](#)
  - [Announcement Call, on page 46](#)
  - [Persistent Connection, on page 44](#)
  - [Call Forwarding, on page 48](#)
  - [NuRD \(Number Matching for Remote Destination\) Support, on page 47](#)
  - [Mobility Interaction Support, on page 48](#)

## Cisco Unified Communications Manager Release 9.1(1)

This section describes new and changed features that are supported in Cisco Unified Communications Manager Release 9.1(1) and contains the following topics:

CTI Remote Device:

- [Application Dial Rule Support, on page 42](#)
- [DTMF Support, on page 43](#)
- [Extend Mode Support for CSF Is Removed, on page 43](#)
- [Remote Destination Reachability Verification, on page 43](#)

## Cisco Unified Communications Manager Release 9.0(1)

This section describes new and changed features that are supported in Cisco Unified Communications Manager release 9.0(1) and contains the following topics:

- [Call Queuing Feature Support](#), on page 31
- [Call Recording and Call Recording Enhancement](#), on page 33
- [CIUS Session Persistency](#), on page 36
- [CTI Remote Device](#), on page 40
- [Hunt Pilot Connected Number](#), on page 71
- [URI Dialing](#), on page 101

## Cisco Unified Communications Manager Release 8.6(1)

This section describes new and changed features that are supported in Cisco Unified Communications Manager release 8.6(1) and contains the following topics:

- [EnergyWise DeepSleep Mode Support](#), on page 63
- [FIPS Compliance](#), on page 67
- [Password Expiry Notification](#), on page 82

## Cisco Unified Communications Manager Release 8.5(1)

This section describes new and changed features that are supported in Cisco Unified Communications Manager release 8.5(1) and contains the following topics:

- [Agent Greeting](#), on page 27
- [Agent Zip Tone](#), on page 28
- [Early Offer](#), on page 56
- [Extension Mobility Memory Optimization Option](#), on page 65
- [Other-Device State Notification](#), on page 79
- [Unrestricted Unified CM](#), on page 101
- [Whisper Coaching](#), on page 102

**Note**

Cisco announces the end-of-Availability for Cisco TAPI Wave Driver. The last release includes the affected product(s) is Unified Communication Manager Release 8.X. Unified Communication Manager 9.0(1) and later does not include Cisco TAPI Wave Driver.

**Note**

Develop Partners are encouraged to adopt support for Cisco TAPI Media Driver introduced in Unified Communication Manager 8.0(1) (released March 2010), which provides like or better functionality. Information for Cisco TAPI Media Driver can be found in the TAPI Developer Guides at the following location:

[http://www.cisco.com/en/US/partner/products/sw/voicesw/ps556/products\\_programming\\_reference\\_guides\\_list.html](http://www.cisco.com/en/US/partner/products/sw/voicesw/ps556/products_programming_reference_guides_list.html)

## Cisco Unified Communications Manager Release 8.0(1)

This section describes new and changed features that are supported in Cisco Unified Communications Manager Release 8.0(1) and contains the following topics:

- [Call Control Discovery](#), on page 29
- [Call Pickup](#), on page 31
- [CallFwdAll Notification](#), on page 35
- [End-to-End Call Trace](#), on page 62
- [Extension Mobility Cross Cluster](#), on page 65
- [External Call Control](#), on page 66
- [Hunt List](#), on page 70
- [New Cisco Media Driver](#), on page 79
- [Secured Monitoring and Recording](#), on page 91
- [Support for 100 + Directory Numbers](#), on page 99

## Cisco Unified Communications Manager Release 7.1(3)

This section describes new and changed features that are supported in Cisco Unified Communications Manager Release 7.1(3) and contains the following topics:

- [Support for Cisco Unified IP Phone 6900 and 9900 Series](#), on page 96

## Cisco Unified Communications Manager Release 7.1(2)

This section describes new and changed features that are supported in Cisco Unified Communications Manager Release 7.1(2) and contains the following topics:

- [IPv6](#), on page 73
- [Direct Transfer Across Lines](#), on page 53
- [Message Waiting Indicator Enhancement](#), on page 77

- [Swap and Cancel Softkeys](#), on page 99
- [Drop-Any-Party](#), on page 56
- [Park Monitoring](#), on page 80
- [Logical Partitioning](#), on page 77
- [Support for Cisco Unified IP Phone 6900 and 9900 Series](#), on page 96
- [Device State Server](#), on page 52

## Cisco Unified Communications Manager Release 7.0(1)

This section describes new and changed features supported in Cisco Unified Communications Manager Release 7.0(1) and contains the following:

- [Join Across Lines \(SIP\)](#), on page 75
- [Localization Infrastructure Changes](#), on page 76
- [Secure Conference](#), on page 86
- [Calling Party Normalization](#), on page 30
- [Click to Conference](#), on page 37
- [Microsoft Windows Vista](#), on page 78



### Note

For the features, Join Across Lines, Do Not Disturb-Reject, and Calling Party Normalization, each TAPI application must be upgraded to a version that is compatible with these features. Additionally, if you are upgrading from Release 5.1 and you use Join Across Lines, the Conference Chaining feature must not be enabled or used until all applications are either upgraded to a version compatible with the new CUCM version. Also, you should verify that the applications are not impacted by the Conference Chaining feature.

## Cisco Unified Communications Manager Release 6.1(x)

This section describes new and changed features that Cisco Unified Communications Manager Release 6.1(x) supports and contains the following topic:

- [Join Across Lines \(SCCP\)](#), on page 74

## Cisco Unified Communications Manager Release 6.0(1)

This section describes new and changed features that are supported in Cisco Unified Communications Manager Release 6.0(1), and contains the following topics:

- [Intercom](#), on page 71
- [Secure Conference](#), on page 86

- [Do Not Disturb](#), on page 54
- [Conference Enhancements](#), on page 38
- [Arabic and Hebrew Language](#), on page 29
- [Additional Features Supported on SIP Phones](#), on page 26
- [Silent Monitoring](#), on page 93
- [Call Recording and Call Recording Enhancement](#), on page 33
- [Calling Party IP Address](#), on page 30

## Cisco Unified Communications Manager Release 5.1

This section describes new and changed features supported in Cisco Unified Communications Manager, Release 5.1 and contains the following topics:

- [Partition](#), on page 82
- [Alternate Script](#), on page 29
- [Secure RTP](#), on page 87
- [Presentation Indication](#), on page 100
- [Refer and Replaces for Phones That Are Running SIP](#), on page 86
- [SIP URL Address](#), on page 94
- [Presentation Indication](#), on page 100
- [Presentation Indication](#), on page 100
- [Unicode](#), on page 100

## Cisco Unified Communications Manager Release 5.0

This section describes new and changed features that are supported in Cisco Unified Communications Manager, Release 5.0, and contains the following topics:

- [Unicode](#), on page 100
- [Line-Side Phones That Run SIP](#), on page 75

## Cisco Unified Communications Manager Release 4.x

This section describes new and changed features that are supported in Cisco Unified Communications Manager, Release 4.x, and contains the following topics:

### Release 4.0

- [Redirect and Blind Transfer](#), on page 84

- [Direct Transfer](#), on page 53
- [Join](#), on page 74
- [Set the Original Called Party Upon Redirect](#), on page 92
- [Cisco Unified TSP Auto Update](#), on page 36
- [Shared Line Appearance](#), on page 92
- [XSI Object Pass Through](#), on page 105

#### Release 4.1

- [Forced Authorization Code and Client Matter Code](#), on page 68
- [CTI Port Third-Party Monitoring Port](#), on page 40
- [Translation Pattern](#), on page 100
- [Hold Reversion](#), on page 70

## Cisco Unified Communications Manager Releases Prior to 4.x

The chapter includes the following list of all features that are available in the Cisco Unified TSP implementation of Cisco Unified Communications Manager, prior to Release 4.x:

- [Forwarding](#), on page 68
- [Extension Mobility](#), on page 64
- [Privacy Release](#), on page 84
- [Join](#), on page 74
- [Privacy Release](#), on page 84
- [Barge and cBarge](#), on page 29
- [XSI Object Pass Through](#), on page 105
- [Silent Install](#), on page 93





## Features Supported by TSP

---

This chapter describes the features that Cisco Unified TAPI Service Provider (TSP) supports. See [New and Changed Information, on page 15](#) for described features, which are listed by Cisco Unified Communications Manager release.

- [3XX, page 26](#)
- [Additional Features Supported on SIP Phones, page 26](#)
- [AES 256 Algorithm IDs, page 26](#)
- [Agent Greeting, page 27](#)
- [Agent Zip Tone, page 28](#)
- [Alternate Script, page 29](#)
- [Arabic and Hebrew Language, page 29](#)
- [Barge and cBarge, page 29](#)
- [Call Control Discovery, page 29](#)
- [Calling Party IP Address, page 30](#)
- [Calling Party Normalization, page 30](#)
- [Call Pickup, page 31](#)
- [Call Queuing Feature Support, page 31](#)
- [Call Recording and Call Recording Enhancement, page 33](#)
- [CallFwdAll Notification, page 35](#)
- [Cisco Unified TSP Auto Update, page 36](#)
- [CIUS Session Persistency, page 36](#)
- [Click to Conference, page 37](#)
- [CCMEncryption Enhancements, page 37](#)
- [Conference Enhancements, page 38](#)
- [CTI Port Third-Party Monitoring Port, page 40](#)

- [CTI Remote Device, page 40](#)
- [Call Forwarding, page 48](#)
- [CTI Video Support, page 49](#)
- [Device State Server, page 52](#)
- [Direct Transfer, page 53](#)
- [Direct Transfer Across Lines, page 53](#)
- [Directory Change Notification, page 54](#)
- [Do Not Disturb, page 54](#)
- [Do Not Disturb-Reject, page 55](#)
- [Drop-Any-Party, page 56](#)
- [Early Offer, page 56](#)
- [End-to-End Call Trace, page 62](#)
- [EnergyWise DeepSleep Mode Support, page 63](#)
- [Extension Mobility, page 64](#)
- [Extension Mobility Cross Cluster, page 65](#)
- [Extension Mobility Memory Optimization Option, page 65](#)
- [External Call Control, page 66](#)
- [FIPS Compliance, page 67](#)
- [Conference Changes, page 68](#)
- [Forced Authorization Code and Client Matter Code, page 68](#)
- [Forwarding, page 68](#)
- [Gateway Recording, page 69](#)
- [Hold Reversion, page 70](#)
- [Hunt List, page 70](#)
- [Hunt Pilot Connected Number, page 71](#)
- [Intercom, page 71](#)
- [IPv6, page 73](#)
- [Transfer Changes, page 74](#)
- [Join, page 74](#)
- [Join Across Lines \(SCCP\), page 74](#)
- [Join Across Lines \(SIP\), page 75](#)
- [Line-Side Phones That Run SIP, page 75](#)
- [Localization Infrastructure Changes, page 76](#)

- [Logical Partitioning, page 77](#)
- [Message Waiting Indicator Enhancement, page 77](#)
- [Microsoft Windows Vista, page 78](#)
- [Monitoring Call Park Directory Numbers, page 78](#)
- [Multiple Calls Per Line Appearance, page 78](#)
- [New Cisco Media Driver, page 79](#)
- [Other-Device State Notification, page 79](#)
- [Park Monitoring, page 80](#)
- [Partition, page 82](#)
- [Password Expiry Notification, page 82](#)
- [Privacy Release, page 84](#)
- [Redirect and Blind Transfer, page 84](#)
- [Refer and Replaces for Phones That Are Running SIP, page 86](#)
- [Secure Conference, page 86](#)
- [Secure RTP, page 87](#)
- [Presentation Indication, page 89](#)
- [Secure TLS, page 89](#)
- [Secured Monitoring and Recording, page 91](#)
- [Select Calls, page 92](#)
- [Conference Changes, page 92](#)
- [Transfer Changes, page 92](#)
- [Set the Original Called Party Upon Redirect, page 92](#)
- [Shared Line Appearance, page 92](#)
- [Silent Install, page 93](#)
- [Silent Monitoring, page 93](#)
- [SIP URL Address, page 94](#)
- [Presentation Indication, page 94](#)
- [Change Notification of SuperProvider and CallPark DN Monitoring Flags, page 94](#)
- [Super Provider, page 94](#)
- [SuperProvider, page 95](#)
- [Support for Cisco Unified IP Phone 6900 and 9900 Series, page 96](#)
- [Support for 100 + Directory Numbers, page 99](#)
- [Swap and Cancel Softkeys, page 99](#)

- [Translation Pattern, page 100](#)
- [Presentation Indication, page 100](#)
- [Change Notification of SuperProvider and CallPark DN Monitoring Flags, page 100](#)
- [Unicode, page 100](#)
- [Unrestricted Unified CM, page 101](#)
- [URI Dialing, page 101](#)
- [Video On Hold Support, page 102](#)
- [Whisper Coaching, page 102](#)
- [XSI Object Pass Through, page 105](#)

## 3XX

Cisco TSP maps the CTI reason code for 3XX to REDIRECT. When a call arrives on a monitored line due to 3XX feature, the call reason for the incoming call will get REDIRECT in this case. No interface change for TSP 3XX support.

### Backward Compatibility

This feature is backward compatible.

## Additional Features Supported on SIP Phones

Cisco Unified Communications Manager extends support for phones that are running SIP with these new features:

- PhoneSetLamp (but only for setting the MWI lamp)
- PhoneSetDisplay
- PhoneDevSpecific (CPDST\_SET\_DEVICE\_UNICODE\_DISPLAY)
- LineGenerateTone
- Park and UnPark
- The LINECALLREASON\_REMINDER reason for CallPark reminder calls
- PhoneGetDisplay (but only after a PhoneSetDisplay)

TSP does not pass unicode name for phones that are running SIP.

## AES 256 Algorithm IDs

From release 10.5(2) Cisco Unified Communications Manager has updated its list of supported encryption algorithm IDs. CiscoTSP has also updated its list of SRTP AlgorithmIDs. The new CiscoSRTPAlgorithm IDs added to CiscoLineDevSpecificMsg.h are:

- SRTP\_AES\_CM\_128\_HMAC\_SHA1\_80
- SRTP\_F8\_128\_HMAC\_SHA1\_32
- SRTP\_F8\_128\_HMAC\_SHA1\_80
- SRTP\_AEAD\_AES\_128\_GCM
- SRTP\_AEAD\_AES\_256\_GCM

The SRTP\_AEAD\_128\_GCM and SRTP\_AEAD\_AES\_256\_GCM will be negotiated only for secure calls between two SIP endpoints.

CTI Ports can register with the above mentioned algorithm IDs, but will negotiate only on the existing SRTP\_AEAD\_128\_COUNTER for a secure call.

## Agent Greeting

Agent Greeting allows a CTI application (for example, the Contact Center) to instruct Cisco Unified Communications Manager to automatically play a pre-recorded announcement to the customer immediately after a successful media connection to the agent device. Applications are responsible for answering this call and playing greeting (for example, “Thank you for calling Citibank Visa. My name is Joe. May I have your account number please.”). The agent and customer can hear the agent greeting and the agent can remain on mute until the greeting ends or talk to the customer before the greeting ends. To support the Agent Greeting feature, Cisco Unified TSP introduces a new CCiscoLineDevSpecific extension to initiate and stop Agent Greeting.

To handle agent greetings during the customer calls:

- CCiscoLineDevSpecificStartSendMediaToBIBRequest allows the application to initiate an agent greeting to the customer call. The request contains IVRDN and CGPNTToIVR.
- CCiscoLineDevSpecificStopSendMediaToBIBRequest allows the application to stop an agent greeting. This request is placed on the line where the agent greeting is currently playing and no other parameter is required.
- When an agent greeting is initiated or stopped, Cisco Unified TSP sends LineCallDevSpecific (SLDSMT\_MEDIA\_TO\_BIB\_STARTED) or LineCallDevSpecific (SLDSMT\_MEDIA\_TO\_BIB\_ENDED) to application.
- In the case of an agent greeting ended event, param2 indicates if the agent greeting was played successfully.
- If the application opens another line while an agent greeting is currently playing to the agent-to-customer call, Cisco Unified TSP exposes SendMediaToBIB bitmap in CallAttributeBits bitmap of LineCallInfo::DevSpecific indicating that the agent greeting is in progress. When the agent greeting ends, Cisco Unified TSP sends LineCallDevSpecific (SLDSMT\_MEDIA\_TO\_BIB\_ENDED) to the application and clears SendMediaToBIB bitmap in the CallAttributeType field.
- When the agent greeting call arrives on the IVR port, two new bitmaps (ServerCall and BIBCall) are exposed as CallAttributeType. Cisco Unified TSP exposes LINECALLREASON\_UNKNOWN as TAPI call reason when the agent greeting call arrives at IVR port, and exposes CtiReasonSendMediaToBIB in the ExtendedCallReason field.

- CTI Port and Route Point do not support Agent Greeting. Application gets LINEERR\_OPERATIONUNAVAIL if CCiscoLineDevSpecificStartSendMediaToBIBRequest is issued on a CTI port or Route Point.

**Note**

To support this feature, the application must negotiate line extension 0x000B0000 or above.

**Interface Changes**

See [Start Send Media to BIB, on page 403](#), [Stop Send Media to BIB, on page 404](#), [Media to BIB Started Event, on page 437](#), [Media to BIB Ended Event, on page 438](#), and [Details](#).

**Message Sequences**

See [Agent Greeting, on page 481](#).

**Backward Compatibility**

This feature is backward compatible.

## Agent Zip Tone

The Agent Zip Tone Support feature allows the TAPI applications to play tone on active calls, that is, play a tone on an agent phone after the call is answered (active state) by an agent.

TAPI defines a new line devspecific CCiscoLineDevSpecificPlaytone (lineHandle, callHandle, Tone, and PlayToneDirection) message type. Applications use this message type to play the tone on a phone placed locally or remotely.

Applications can play the tone on a local phone when the call is in the Accepted/Ringback state and on a remote phone when the call is in the Connected state.

When the application issues CCiscoLineDevSpecificPlaytone request with tone as CTONE\_ZIP and direction as local, then the Zip tone is played at the local phone and the

LINE\_DEVSPECIFIC event with the following parameters is reported on the local phone indicating that the tone is played:

- dwParam1 = SLDSMT\_CALL\_TONE\_CHANGED
- dwParam2 = CTONE\_ZIP
- dwParam3 = 0(local)

Similarly, when the application issues CCiscoLineDevSpecificPlaytone request with tone as CTONE\_ZIP and direction as remote, then the Zip tone is played at the remote phone and the

LINE\_DEVSPECIFIC event the following parameters is reported on the remote phone indicating that the tone is played:

- dwParam1 = SLDSMT\_CALL\_TONE\_CHANGED
- dwParam2 = CTONE\_ZIP
- dwParam2 = 0(local)

and also LINE\_DEVSPECIFIC event the following parameters is reported on the local phone:

- dwParam1 = SLDSMT\_CALL\_TONE\_CHANGED
- dwParam2 = CTONE\_ZIP
- dwParam3 = 1(remote)

Extension 0x000B0000 is introduced for release 8.5(1).

### Interface Changes

See [Agent Zip Tone](#), on page 499.

### Message Sequences

See [Agent Zip Tone](#), on page 499.

### Backward Compatibility

This feature is backward compatible.

## Alternate Script

Certain IP phone types support an alternate language script other than the default script that corresponding to the phone configurable locale. For example, the Japanese phone locale associates two written scripts. Some phone types support only the default Katakana script, while other phones types support both the default Katakana script and the alternate Kanji script. Because applications can send text information to the phone for display purposes, they need to know what alternate script a phone supports – if any.

## Arabic and Hebrew Language

Users can select Arabic and Hebrew languages during installation and also in the Cisco TSP settings user interface.

## Barge and cBarge

Cisco Unified Communications Manager supports the Barge and cBarge features. The Barge feature uses the built-in conference bridge. The cBarge feature uses the shared conference resource.

Cisco Unified TSP supports the events that are caused by the invocation of the Barge and cBarge features. It does not support invoking either Barge or cBarge through an API of Cisco Unified TSP.

## Call Control Discovery

The Call Control Discovery feature facilitates provisioning for inter-call agent communications. It uses the Service Advertisement Framework (SAF) network service to advertise itself as a call control entity and to discover other call control entities (CUCMs or CMEs) on the network so that it can dynamically adapt their routing behavior.

When call is made between two devices on different clusters, and the ICT bandwidth doesn't allow the call to go through, the CCD feature will fail over the call through a PSTN trunk to reach the same destination. PSTN failover will also be triggered by the CCDRequestingService when the call to a learned Hosted DNPattern gets rejected with a cause code other than unallocated, unassigned number and user busy

TAPI shall pass the CtiReasonSAF\_CCD\_PSTNFailover in the existing ExtendedCallReason field of the devSpecific portion of lineCallInfo. Since TAPI requires the TAPI call reason field to be set only once, the TAPI call reason shall remain as LINECALLREASON\_DIRECT.

#### Interface Changes

There are no interface changes.

#### Message Sequences

See [Call Control Discovery](#), on page 512

#### Backward Compatibility

This feature is backward compatible.

## Calling Party IP Address

The Calling Party IP Address feature provides the IP address of the calling party. The calling party device, which must be supported, must be an IP phone. The IP address is provided to applications in the devspecific data of LINECALLINFO. A value of zero (0) indicates that the information is not available.

The enhancement provides the IP address to the destination side of basic calls, consultation calls for transfer and conference, and basic redirect and forwarding. If the calling party changes, no support is provided.

#### Message Sequence

See [Calling Party IP Address](#), on page 534.

## Calling Party Normalization

Prior to the Cisco Unified Communication Manager Release 7.0(1), the "+" symbol was not supported. Also, no support existed for displaying the localized or global number of the caller to the called party on its alerting display and the entry into its call directories for supporting a callback without the need of an EditDial.

Cisco Unified Communications Manager Release 7.0(1) adds support for "+" symbol and also the calling number is globalized and passed to the application. This enables the end user to dial back without using EditDial. Along with the globalized calling party, the user would also get the number type of the calling party. This would help the user to know where the call originated, that is, whether it is a SUBSCRIBER, NATIONAL or INTERNATIONAL number.

#### Interface Changes

See [LINECALLINFO](#), on page 342.

**Message Sequences**

See [Calling Party Normalization](#), on page 536.

**Backward Compatibility**

This feature is backward compatible.

## Call Pickup

Call Pickup enables TAPI applications to invoke pickup, group-pickup, other-pickup, and directed pickup features from the application. Apart from providing the API to invoke Call Pickup feature, application registers Call pickup groups for alert notification, whenever a call is available for pickup. There will not be any notification if the call is picked up and the alerting stops.

Whenever there is a new call on the Pickup Group, TAPI fires a LINE\_APPNEWCALL event followed by a LINE\_CALLSTATE with a LINECALLSTATE\_UNKNOWN | CLDSMT\_CALL\_PICKUP\_STATE.

TAPI provides the pickup group Direct Number or Partition for the line in the devSpecific data of LINEDEVCAPS when LineGetDevCaps API is invoked with Extension version 0x000A0000 or higher.

New LineType is added for this feature, which is exposed to Application in Devspecific part of LINEDEVCAPS for the Pickup Line.

```
#define LINEDEVCAPSDEVSPECIFIC_PICKUPDN 0x00000004
```

New extension 0x000A0000 must be negotiated to use the new APIs.

Range of Permanent Line ID for the Pickup Line is between MAX\_PICKUP\_PERMID and MIN\_PICKUP\_PERMID.

```
const DWORD MAX_PICKUP_PERMID = 0xFFFFFFFF;
```

```
const DWORD MIN_PICKUP_PERMID = 0xFF000000;
```

New Call State Callpickup State is added for this feature

```
#define CLDSMT_CALL_PICKUP_STATE 0x10000000
```

**Interface Changes**

See [RegisterCallPickUpGroupForNotification](#), on page 400, [UnRegisterCallPickUpGroupForNotification](#), on page 401, and [CallPickUpRequest](#), on page 402.

**Message Sequences**

See [Call Pickup](#), on page 539

**Backward Compatibility**

This feature is backward compatible.

## Call Queuing Feature Support

Cisco Unified Communications Manager queuing feature provides the ability to hold callers in a queue if there are more calls distributed through the call distribution feature than it can handle at any given time until

the hunt members are available to answer them. While a call is in queue, the user is given the initial greeting announcement, music on hold, repeated announcements and so on.

TAPI exposes the below call reasons for the respective conditions in extendedCallInfo in the DevSpecific part of the LINECALLINFO structure.

- CallQueue {45 (0x2D)}

CallQueue call reason is exposed on the calling party call when the call is queued when all HuntMembers of the HuntGroup are busy

- CallDeQueue {46 (0x2E)}

CallDeQueue call reason is exposed on the connected party call when the dequeued-call is offered on the available Huntmember or any other DN which has been configured in the Queuing feature if no Huntmember is available

- CallDeQueueTimerExpired {47 (0x2F)}

CallDeQueueTimerExpired call reason is exposed on the connected party call when the queued-call timer expires and the call is offered on the DN which has been configured in the Queuing feature when the "Maximum wait time in Queue" expires

- CallDeQueueAgentsBusy {48 (0x30)}

CallDeQueueAgentsBusy call reason is exposed on the connected party call when all the hunt members are busy and hence the call is never queued and directly offered on the DN which has been configured in the Queuing feature when "Maximum Number of callers allowed in Queue" is reached

- CallDeQueueAgentsUnavailable {49 (0x31)}

CallDeQueueAgentsUnavailable call reason is exposed on the connected party call when no hunt member is either logged-in or registered and the call is offered on the DN which has been configured in the Queuing feature when "No hunt members are Logged-in or registered"

TAPI shall not expose the ConnectedHuntPilotDN in the devspecific part of LINECALLINFO, on the calling party when the call is queued. The connectedHuntPilotDN is updated when the de-queued call offered on one of the hunt members is answered and goes to connected state.

The following Call queue setting configurations are available in the Hunt Pilot Configuration page.

**Maximum Number of Callers Allowed in Queue (1-100):** This is the queue depth configuration and reflects the maximum number calls that can be in the queue at any point of time.

**Destination When Queue is full:** It is the user configurable destination number to which the calls are forwarded when the maximum number of calls allowed in queue limit is reached.

**Maximum Wait Time in Queue (10 -3600 seconds):** User configurable maximum wait time a call on be in the queue.

**Destination When Maximum Wait Time is Met:** User configurable destination DN to which the call is forwarded when the maximum wait time in queue is reached.

**Destination When There Are No Agents Logged In or Registered:** User configurable destination DN to which the queue feature forwards the calls when none of the hunt members in the HuntPilot are registered or logged in.

## Interface Changes

Not applicable.

### Message Sequences

See [Call Queuing](#), on page 547.

### Backward Compatibility

This feature is not backward compatible.

## Call Recording and Call Recording Enhancement

The Call Recording feature provides two ways of recording the conversations between the agent and the customer: automatic call recording and selective call recording. A line appearance configuration determines which mode is enabled. Administrators can configure no recording, automatic recording of all calls, or selective recording for a line appearance. In selective call recording, recording can be initiated using a softkey or programmable line key assigned to the device, a CTI-enabled application, or both interchangeably.

Selective recording supports two modes: silent recording and user recording.

In the silent recording mode, the call recording status is not reflected on the Cisco IP device display. Silent recording is typically used in a call center environment to enable a supervisor to record an agent call. A CTI-enabled application running on the supervisor desktop is generally used to start and stop the recording for the agent-customer call.

In the user recording mode, the call recording status is reflected on the Cisco IP device display. A recording may be started or stopped using a softkey, programmable line key, or CTI-enabled application running on the user desktop.

The recording configuration on a line appearance cannot be overridden by an application. TSP will report 'Recording type' information to app in devSpecificData of LineDevCaps structure. Whenever there is a change in 'Recording Type', TSP will send LINE\_DEVSPECIFIC (SLDSMT\_LINE\_PROPERTY\_CHANGED with indication of LPCT\_RECORDING\_TYPE) event to application.

If the automatic call recording is enabled, a recording session will be triggered whenever a call is received or initiated from the line appearance. When the application invoked call recording is enabled, application can start a recording session by using CCiscoLineDevSpecificStartCallRecording (SLDST\_START\_CALL\_RECORDING) on the call after it becomes active. The selective recording can occur in the middle of the call, whereas the automatic recording always starts at the beginning of the call. The recorder is configured in CallManager as a SIP trunk device. Recorder DN can not be overridden by an application.

TSP will provide start recording request in lineDevSpecific to app for establishing a recording session. Application need to provide toneDirection as input to TSP in the start recording request. The result of the recording session is that the two media streams of the recorded call (agent-customer call) is being relayed from agent's phone to the recorder. TSP will provide agent's CCM Call Handle in the devSpecificData of LINECALLINFO.

TSP will inform the application when recording starts on its call by sending LINE\_CALLDEVSPECIFIC (SLDSMT\_RECORDING\_STARTED) event. TSP will provide recording call attribute information (deviceName, DN, Partition) in devspecific data of LINECALLINFO after recording starts.

The recording session will be terminated when the call is ended or if app sends stop recording request to TSP through lineDevSpecific – CciscoLineDevSpecificStopCallRecording (SLDST\_STOP\_CALL\_RECORDING). TSP will inform agent by sending LINE\_CALLDEVSPECIFIC (SLDSMT\_RECORDING\_ENDED) when recording is stopped by stop recording request.

Both recording and monitoring get supported only for IP phones/CTI supported phones that are running SIP and within one cluster. It can be invoked only on phones that support built in bridges. Also built in bridge should be turned on to monitor or record calls on a device. Monitoring party does not need to have a BIB configured. Recording and monitoring will not be supported for secure calls in this phase.

### Call Attributes

Call Attributes can be found in the DEVSPECIFIC portion of the LINECALLINFO structure. The Call Attribute Info is presented in the format of an array because Silent Monitoring and Call Recording could happen at the same time.

```
DWORD CallAttributeInfoOffset;
DWORD CallAttributeInfoSize;
DWORD CallAttributeInfoElementCount;
DWORD CallAttributeInfoElementFixedSize;
```

Offset pointing to array of the following structure:

```
typedef struct CallAttributeInfo{
    DWORD CallAttributeType;
    DWORD PartyDNOffset;
    DWORD PartyDNSize;
    DWORD PartyPartitionOffset;
    DWORD PartyPartitionSize;
    DWORD DeviceNameOffset;
    DWORD DeviceNameSize;
}CallAttributeInfo;
```

enum CallAttributeType

```
{
    CallAttribute_Regular                = 0,
    CallAttribute_SilentMonitorCall,
    CallAttribute_SilentMonitorCall_Target,
    CallAttribute_RecordedCall,
    CallAttribute_WhisperCoachingCall,
    CallAttribute_WhisperCoachingCall_Target,
    CallAttribute_Recorded_Automatic,
    CallAttribute_Recorded_AppInitiatedSilent,
    CallAttribute_Recorded_UserInitiatedFromApp,
    CallAttribute_Recorded_UserInitiatedFromDevice
} ;
```

For recorded calls, if the application negotiates an extension less than 0x000C0000 the CallAttributeType is set to CallAttribute\_RecordedCall. If the application negotiates an extension version equal to 0x000C0000 or higher, the CallAttributeType is set to CallAttribute\_Recorded\_Automatic, CallAttribute\_Recorded\_AppInitiatedSilent, CallAttribute\_Recorded\_UserInitiatedFromApp, or CallAttribute\_Recorded\_UserInitiatedFromDevice.

### Call Recording Enhancement

Cisco Unified Communications Manager Release 9.0 the Call Recording feature is enhanced to allow user to start/stop current active call recording by pressing softkey on IP phone. Record key toggles between start and stop modes.

When TAPI Application invokes Recording Start / Stop APIs it has the same effect as if the user pressed the Record key on his IP phone. In addition, applications can control whether or not the phone display indication of on-going recording.

The data types that are used by Cisco TSP to report recording configuration and recording type to TAPI applications are re-worked in order to reflect the recent changes in UCM.

### Interface Changes

- LineDevCaps::DevSpecific change (Cisco Extention 0x000C0000) [LINEDEVCAPS](#), on page 262
- LineCallInfo::DevSpecific change (Cisco Extention 0x000C0000) [LINECALLINFO](#), on page 342
- CciscoLineDevSpecificStartCallRecording [Start Call Recording](#), on page 395
- CciscoLineDevSpecificStopCallRecording [Stop Call Recording](#), on page 396

### Message Sequence

There are no changes to the message sequence with this enhancement.

### Backward Compatability

This feature is backward compatible.

## CallFwdAll Notification

This enhancement allows TAPI applications to distinguish off-hook calls (outgoing calls) from calls made by using the CFwdAll softkey.

TAPI provide two new additional mask bits in the existing bitmask, CallAttributeBitMask, as a part of LINECALLINFO::DEVSPECIFIC. For normal outgoing calls, the new mask is set to 0 and if a call is generated due to CFwdAll activation or deactivation, the corresponding new bit is set to 1.

Cases where the user presses CFwdAll softkey for an on-hook device are addressed, but when users go off-hook first and then press CFwdAll softkey, are not covered.

### Interface Changes

In the CallAttributeBitMask field, LINECALLINFO::DEVSPECIFIC is modified to include the two new bit masks, TSPCallAttribute\_CallForwardAllSet and TSPCallAttribute\_CallForwardAllClear. For more information, see [Details](#).

### Message Sequences

See [CallFwdAll Notification](#), on page 530.

### Backward Compatibility

This feature is backward compatible.

## Cisco Unified TSP Auto Update

Cisco Unified TSP supports auto update functionality, so the latest plug-in can be downloaded and installed on a client machine. Be aware that the new plug-in will be QBE compatible with the connected CTIManager. When the Cisco Unified Communications Manager is upgraded to a newer version, and Cisco Unified TSP auto update functionality is enabled, the user will receive the latest compatible Cisco Unified TSP, which will work with the upgraded Cisco Unified Communications Manager. This ensures that the applications work as expected with the new release (provided the new Cisco Unified Communications Manager interface is backward compatible with the TAPI interface). The locally installed Cisco Unified TSP on the client machine allows applications to set the auto update options as part of the Cisco Unified TSP configuration. The user can opt for updating Cisco Unified TSP in the following different ways:

- Update Cisco Unified TSP whenever a different version (higher version than the existing version) is available on the Cisco Unified Communications Manager server.
- Update Cisco Unified TSP whenever a QBE protocol version mismatch exists between the existing Cisco Unified TSP and the Cisco Unified Communications Manager version.

## CIUS Session Persistency

Wireless devices introduced by Cisco such as CIUS have the capability to move between WiFi networks and also across WiFi and VPN networks (over 3G/4G) and still retain their registration with the same CiscoUCM. However, due to the change in the network the IP address of the device might undergo a change. The same scenario is applicable for docking and undocking of the CIUS phones.

To indicate this change in IP address of wireless devices such as Cius, TAPI will expose the changed IP address for lineDevices and phoneDevices through DEVCAPS structure.

TAPI will send notification to Applications on change in IP Address information on lineDevices of CIUS Device. LINE\_DEVSPECIFIC notification is fired on all Open lines on a CIUS Device. TSP would fire LINE\_DEVSPECIFIC event with param1 = SLDSMT\_LINE\_PROPERTY\_CHANGED,param2 = LPCT\_DEVICE\_IPADDRESS.

TAPI will send notification to Applications on change in IP Address information on phoneDevices. PHONE\_DEVSPECIFIC notification is fired on the phoneDevices. TSP would fire PHONE\_DEVSPECIFIC event with param1 = CPDSMT\_PHONE\_PROPERTY\_CHANGED\_EVENT, param2 = PPCT\_DEVICE\_IPADDRESS.

TAPI will expose the changed IP address, IP Addressing Mode (IPv4, IPv6) of lineDevices in the devspecific data of LINEDEVcaps when lineGetDevCaps API is invoked with Extension version 0x00090001 or higher.

TAPI will expose the changed IP address, IP Addressing Mode (IPv4, IPv6) of phoneDevices in the devspecific data of PHONEDEVcaps when phoneGetDevCaps API is invoked with Extension version 0x00090001 or higher.



### Note

CIUS devices are SIP end points and like all other SIP end Points, they currently don't support IPV6.

### Interface Changes

No interface changes.

**Message Sequences**

See [CIUS Session Persistency](#), on page 577.

**Backward Compatibility**

This feature is backward compatible.

## Click to Conference

The Click to Conference feature enables users to create conferences from an Instant Messaging (IM) application without creating a consult call first. The Cisco TSP treats the feature as an existing conference model; however, when the conference is created or dropped, the CtiExtendedReason may come as Click2Conference.

**Interface Changes**

None.

**Message Sequences**

See [Click to Conference](#), on page 580.

**Backward Compatibility**

This feature is backward compatible.

## CCMEncryption Enhancements

Starting with release Cisco Unified Communications Manager 10.0(1), Encryption method, which is used to encrypt the user login password, is enhanced. Older CiscoTSP clients (9.x or earlier) use Symmetric Key Encryption. Starting with release 10.x, the CiscoTSP client is enhanced to use a combination of Asymmetric and Symmetric Encryption mechanism. This enhancement provides more security for user credentials in non-secured connections.

Cisco recommends that applications/users upgrade Cisco TAPI clients to take advantage of this security enhancement.

To maintain backward compatibility from CTI, a new CTI Service Parameter is introduced - **Require Public key Encryption**.

The default value for this Service Parameter for this Release is **False**.

**On False:** CTI/CUCM allows applications/CiscoTSP clients using symmetric encryption method and Asymmetric Public key encryption method to connect with CUCM.

**On True:** Only CiscoTSP clients/applications which use asymmetric PublicKey Encryption Method will be able to open provider with Cisco Unified Communications Manager 10.x.

Cisco recommends that applications upgrade Cisco TAPI clients and set this service parameter to "true". The proposed plan for future releases is to set default value as true for this service parameter and later deprecate it to ensure that applications do not use older CiscoTSP Clients which use Symmetric Encryption method.

**Interface Changes**

There are no interface changes for this feature.

**Message Sequence**

[CCMEncryption Enhancements](#), on page 576

**Backward Compatibility**

As mentioned above, new CTI Service parameter is added to maintain backward compatibility.

## Conference Enhancements

The Conference feature of Cisco Unified Communication Manager has been enhanced with the following functions:

- Allowing a noncontroller to add another party into an ad hoc conference.

Applications can issue the `lineGetCallStatus` against a `CONNECTED` call of a noncontroller conference participant and check the `dwCallFeatures` before adding another party into the conference. The application should have the `PREPAREADDCONF` feature in the `dwCallFeatures` list if the participant is allowed to add another party.

- Allowing multiple conferences to be chained.

Be aware that these features are only available if the 'Advanced Ad-hoc Conference' service parameter is enabled on the Cisco Unified Communications Manager.

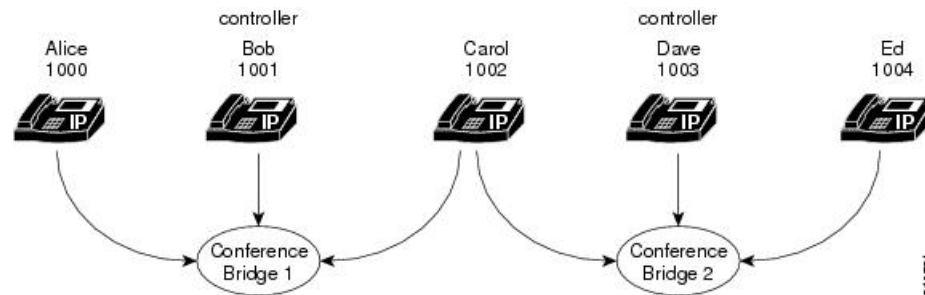
When this service parameter is changed from enabled to disabled, the system no longer allows new chaining between ad hoc conferences. However, existing chained conferences will stay intact. Any participant who is brought into the ad hoc conference by a noncontroller before this change will remain in the conference, but they can no longer add a new participant or remove an existing participant.

To avoid ad hoc conference resources remaining connected together after all real participants have left, Cisco Unified Communications Manager will disallow having more than two conference resources connected to the same ad hoc conference. However, using a star topology to connect multiple conferences could yield better voice quality than a linear topology. A new advanced service parameter, 'Non-linear Ad Hoc Conference Linking Enabled', lets an administrator select the star topology.

A participant can use the conference, transfer, or join commands to chain two conferences together. When two conferences are chained together, each participant only sees the participants from their own conference, and the chained conference appears as a participant with a unique conference bridge name. In other words, participants do not have a full view of the chained conference. The system treats the conferences as two separate conferences, even though all the participants are talking to each other.

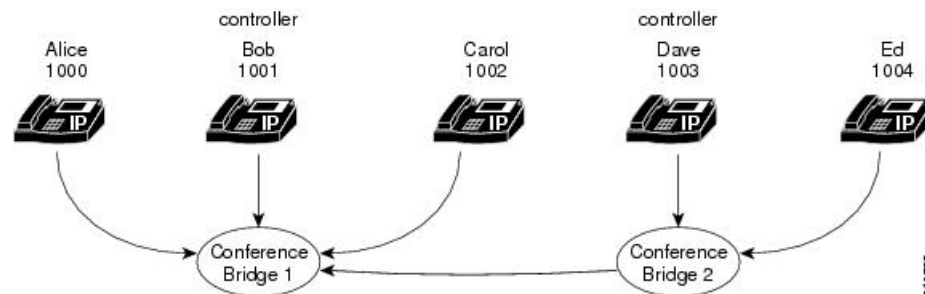
The following figures show how TSP presents a conference model in the case of conference chaining. A, B, and C are in conference-1, and C, D, and E are in conference-2. C has an ONHOLD call on conference-1 and an active call on conference-2.

**Figure 4: Conference Before Join**



C then does a join with the primary call from conference-1. For A, B, and C, the conference participants comprise A, B, C, and conference-2. For D and E, the conference participants comprise D, E, and conference-1.

**Figure 5: Conference After Join**



When a user removes a CONFERENCE from its conference list on the phone, the operation actually drops the chained conference bridge. In the previous example, the two chained conferences have been unchained. Conference-1 will remain active and has A, B, and C as participants. However, conference-2 will become a direct call between Dave and Ed because they are the only two parties left in the conference.

Applications can achieve conference chaining by issuing a JOIN or TRANSFER on two separated conference calls. However, a LineCompleteTransfer with a conference option will fail due to a Microsoft TAPI limitation on this standard API. The application can use the Cisco LineDevSpecific extension to issue the join request to chain multiple conferences together.



**Note**

As of Cisco Unified Communications Manager Release 8.6, Cisco TelePresence MCU conference bridges are supported through JTAPI/TSP. From a JTAPI/TSP perspective, these conference bridges behave in the same way as other supported conference bridges.

## CTI Port Third-Party Monitoring Port

Opening a CTI port device in first-party mode means that either the application is terminating the media itself at the CTI port or that the application is using the Cisco Wave Drivers to terminate the media at the CTI port. This also comprises registering the CTI port device.

Opening a CTI port in third-party mode means that the application is interested in just opening the CTI port device, but it does not want to handle the media termination at the CTI port device. An example of this would be a case where an application would want to open a CTI port in third-party mode because it is interested in monitoring a CTI port device that has already been opened/registered by another application in first party mode. Opening a CTI Port in third-party mode does not prohibit the application from performing call control operations on the line or on the calls of that line.

Cisco Unified TSP allows TAPI applications to open a CTI port device in third-party mode via the lineDevSpecific API, if the application has negotiated at least extension version 6.0(1) and set the high order bit, so the extension version is set to at least 0x80050000.

The TAPI architecture lets two different TAPI applications that are running on the same PC use the same Cisco Unified TSP. In this situation, if both applications want to open the CTI port, problems could occur. Therefore, the first application to open the CTI port will control the mode in which the second application is allowed to open the CTI port. In other words, all applications that are running on the same PC, using the same Cisco Unified TSP, must open CTI ports in the same mode. If a second application tries to open the CTI port in a different mode, the lineDevSpecific() request fails.

## CTI Remote Device

This feature provides the TSP/CTI applications to extend its ability to monitor and have limited call control capability over third-party devices of a User. This capability is provided to users by representing all the third-party devices/end points of a user as a Remote Destinations configured on a virtual device type named as "CTI Remote Device".

"CTI Remote Device" is a new type of Virtual Device, can be configured from Admin pages just like any other device and need to be associated with End User with Mobility support enabled. Remote Destinations can be configured on CTI Remote Device page and each of these Remote Destinations will be configured with the Number which can be used to dial any Third Party devices (PSTN, Mobile or other PBX) and thus each of these Remote Destinations will be representing one of the third-party devices of a User which are not actually registered to Unified Communications Manager.

"CTI Remote Device" can be configured with 5 Lines, each of them shared with Enterprise Phone's Lines. On any incoming call to CTI Remote Device, the call will be extended to all the Remote Destinations/Third Party Devices configured/associated with CTI Remote Device. Call will be reported to Applications on a line on CTI Remote Device, which represents the call that is extended to Third Party Devices. Call events will be reported like other normal calls representing the state of the calls extended to Third Party Devices.

"Cisco Unified Client Services Framework" (CSF) Devices are also enhanced to be registered in Extend Mode from Jabber Clients. In the Extend Mode CSF devices behave exactly like CTI Remote Devices. Capability to configure and associate Remote Destinations to CTI Remote Device is also extended to CSF Devices.

Remote Destinations can be configured from CUCM Admin Device pages of CTI Remote Device and CSF Device or from Remote Destination pages (add new and associate it to CTI Remote/CSF device) or from TSP applications using Add/Update/Remove Remote Destination feature. The max number of remote destinations can be configured for a single CTI Remote Device depends on its owner user's max remote destinations configuration on the CUCM Admin user page (Default is 4).

Following are the supported features on CTI Remote Devices in this Release.

- 1 Receiving Incoming Enterprise Calls
- 2 Make Call (DVO -Dial via Office)
- 3 Call Disconnect
- 4 Hold / UnHold(Resume/Retrieve)
- 5 Redirect
- 6 DSS(Device State Server), and DND -(Do Not Disturb) and CPN (Globalized Calling Party)
- 7 Call Forwarding (Busy, Forward All ...)
- 8 Transfer and Direct Transfer
  - a only Direct Transfer on Same Line (DTSL) is supported
- 9 Conference and Join
  - a DropAnyParty Feature is also supported
  - b only Join on Same Line (JSL) is supported
- 10 Add/Update/Remove Remote Destinations
- 11 URI dialing

Refer to FFS for detailed information on feature (EDCS # 1048080).

To support this feature, CiscoTSP enumerates and exposes the newly added "CTI Remote Device" and expose the Remote Destination information configured on the "CTI Remote Device" to applications. New Line Type is added for CTI Remote Device, which is exposed to Application in Devspecific part of LINEDEVCAPS (LINEDEVCAPS::DevSpecific::dwLineTypeFlags = LINEDEVCAPSDEVSPECIFIC\_REMOTEDevice (0x00000008)) using which Remote Device Lines are identified.

It provides applications/Users capability to Add new Remote Destinations and Remove/Update existing Remote Destinations configured on "CTI Remote Device" or CSF Devices. CiscoTSP would provide applications the capability to monitor and control incoming and outgoing calls.

**Note**

Note: This feature requires a Cisco Jabber client and this functionality is intended to be supported in Jabber for Windows 9.1

**Interface Changes**

The following new interfaces were added to support this feature:

- CciscoLineDevSpecificAddRemoteDestination [Add Remote Destination](#), on page 411
- CciscoLineDevSpecificRemoveRemoteDestination [Remove Remote Destination](#), on page 412
- CciscoLineDevSpecificUpdateRemoteDestination [Update Remote Destination](#), on page 413

The following new error codes were added to support this feature:

Error	Description
LINEERR_DUPLICATE_INFORMATION	Reported on new LineDevSpecific Extensions ( Add and Update) when the remote Destination Information which application is trying to update or add is already available.
LINEERR_REMOTE_DESTINATION_UNAVAIL	Reported on new LineDevSpecific Extensions (Update and Remove) when the RemoteDestination Number provided is not present on the Device/Line.
LINEERR_REMOTE_DESTINATION_LIMIT_EXCEEDED	Reported on new LineDevSpecific Extension (Add) when total Remote Destination count has exceeded the limit of Remote Destinations configured for Owner User ID associated with Cti Remote Device/CSF device.
LINEERR_OPERATION_FAIL_NO_ACTIVE_RD_SET	Reported if any feature related operation request on CTI RemoteDevice failed as Active RD is not set.
LINEERR_ENDUSER_NOT_ASSOCIATED_WITH_DEVICE	Reported if any feature related operation request on CTI RemoteDevice failed as there is no Associated End User associated with Device.

See device specific extensions.

### Message Sequences

See [CTI Remote Device](#), on page 592.

### Backward Compatibility

This feature is backward compatible.

## Application Dial Rule Support

Starting with Cisco Unified Communication Manager Release 9.1 a matching Application Dial Rule is applied prior to digit analysis when a call is offered to Remote Destination associated with a CTI Remote Device. When an application adding or updating Remote Destination on a CTI Remote Device is a part of verification process the Application Dial Rules are applied before digit analysis.

### Interface Change

No Interface changes

### Message Sequence

Not Applicable

**Backward Compatibility**

In Cisco Unified Communication Manager Release 9.0 Application Dial Rules were not applied to Remote Destinations that are associated with CTI Remote Device.

## DTMF Support

Starting with Cisco Unified Communication Manager Release 9.1, applications are able to invoke lineGenerateDigits() API on a CTI Remote Device. Only out-of-band DTMF is supported in Cisco Unified Communication Manager Release 9.1.

**Interface Change**

No Interface changes

**Message Sequence**

Not Applicable

**Backward Compatibility**

This is a new feature and is backward compatible.

## Extend Mode Support for CSF Is Removed

In Cisco Unified Communication Manager Release 9.0 a CSF device had the ability to add Remote Destinations, starting with Cisco Unified Communication Manager Release 9.1 CSF devices can no longer register with CTI in extend mode as CTI Remote Devices and CSF devices will not be able to add Remote Destination.

**Interface Change**

No Interface changes

**Message Sequence**

Not Applicable

**Backward Compatibility**

Application upgrades from Cisco Unified Communication Manager Release 9.0 to Release 9.1 or later results in the removal of Remote Destinations configured for CSF devices.

## Remote Destination Reachability Verification

In Cisco Unified Communication Manager Release 9.1, an enhancement is added in CTI to verify Remote Destination reachability when it is added or updated on a CTI Remote Device. To determine if the destination is reachable, CTI performs digit analysis based on Reroute CSS configured on the CTI Remote Device. The reachability verifies that the outside dial prefix, CSS and route pattern are configured correctly.

If the destination is not reachable the request returns the error:  
CTIERR\_EXTEND\_AND\_CONNECT\_DESTINATION\_NOT\_REACHABLE.

**Error code**

LINEERR\_REMOTE\_DESTINATION\_NOT\_REACHABLE – can be returned when an application attempts to add or update a Remote Destination and it cannot be reached.

**Interface Change**

No Interface changes

**Message Sequence**

Not Applicable

**Backward Compatibility**

Backward compatibility issues may be seen when upgrading to Cisco Unified Communication Manager Release 9.1. In Unified Communication Manager Release 9.0 destination reachability was not verified and there were no errors returned.

## Persistent Connection

Persistent connection or Persistent call refers to a call between a CTI remote device and a remote destination that stay connected even when no active customer calls exist. For example: At the beginning of the day, a Cisco Unified Communications Manager server phones a teleworker at home to establish a persistent connection that remains active all day, until the application drops the call.

At least one remote destination must be configured and active on the CTI remote device in order to create a persistent call. One persistent call for each remote device is allowed at a time. No feature invocations, such as park, hold, conference, and transfer, are allowed on persistent calls.

Once a persistent call is created it remains connected until application drops the call or the maximum call duration timer expires. A persistent call is also disconnected when a remote destination drops the call or is no longer active.

Persistent calls cannot be dropped if an active call to the remote device exists. Therefore, if there is an active call, the persistent call will be dropped as soon as that call is finished.

A Persistent Connection Call differs from a typical call in that no media events are generated for the persistent call. An application may not always receive notification about a persistent call that was accepted (LINECALLSTATE\_ACCEPTED). This notification may depend on the type of trunks and gateways used in a specific telephone network.

The Persistent Call feature enhances some TAPI APIs and introduces new APIs and error codes.

**Note**


---

This feature is backward compatible and existing applications are not affected.

---

**Create a Persistent Call**

The TAPI lineMakeCall function is used to create persistent call. The relevant data is provided in LINECALLPARAMS structure pointed to by the lpLineCallParams parameter. Cisco TSP ignores all other lineMakeCall parameter for a persistent call.

For a persistent call, the LINECALLPARAMS contains the following data:

- DevSpecific part referring to Cisco\_CallParamsDevSpecific structure where DevSpecificFlags is set to Cisco\_CALLPARAMS\_DEVSPECIFICFLAGS\_PERSISTENT\_CALL (0x00000002)
- CallingPartyID set to a directory number that appears as a remote destination CallerID directory number
- DisplayableAddress set to a name that appears as the remote destination CallerIDName.

### Drop a Persistent Call

Use the standard TAPI lineDrop function to drop or disconnect persistent call. The hCall parameter should specify the persistent call handle (HCALL) returned by lineMakeCall when the persistent call was created.

### Persistent Call State Change

When the persistent call status changes, an application receives a standard TAPI LINE\_CALLSTATE message. For a persistent call, the new call state in the dwParamas1 field will be constructed as follows:

- The low-order 24 bits are set to one of the LINECALLSTATE\_constants as they are for a regular call.
- The high-order 8 bits is set to 0x20. A corresponding bitmask is defined in CiscoLineDevspecificMsg header file as CLDSMET\_PERSISTENT\_CALL\_STATE (0x200000000).

### Persistent Call Attribute Bit Mask

A new bit definition, TSPCallAttribute\_PersistentCall(0x00004000), is added to the CallAttributeBitMask enumeration in CiscoLineDevSpecificMsg.h header file. For a persistent call, a corresponding bit is turned on in the CallAttributeBitMask field in Cisco TSP extension of the TAPI LINECALLINFO structure.

### Interface Changes

- [lineMakeCall](#), on page 181 TAPI Line Functions – lineMakeCall – Note added
- [LINECALLINFO](#), on page 342 DevSpecific change - (Cisco Extention 000D0000 – new bit definition added for Call Attribute Type - TSPCallAttribute\_PersistentCall(0x00004000))
- [LINECALLPARAMS](#), on page 360 Cisco Device-Specific Extentions – LINECALLPARAMS section added.

The following new error codes were added to support this feature:

Error	Description
LINEERR_PERSISTENT_CALL_CREATE_FAILED	Attempt to create persistent call failed.
LINEERR_PERSISTENT_CALL_ALREADY_EXISTS	Persistent call cannot be created because another one already exists.
LINEERR_OPERATION_NOT_ALLOWED_ON_PERSISTENT_CALL	No feature invocation is allowed on persistent call, such as park, hold, conference, and transfer.
LINEERR_PERSISTENT_CALL_DROP_FAILED_CALL_ACTIVE	An attempt to disconnect persistent call while customer call is still active

Error	Description
LINEERR_NO_PERSISTENT_CALL_EXISTS	An attempt to create announcement call on a device where persistent call does not exist
LINEERR_PERSISTENT_CALL_NOT_ESTABLISHED	An attempt to create announcement call while persistent call is still being setup
LINEERR_OPERATION_NOT_AVAILABLE_IN_CURRENT_STATE	Requested operation is not allowed in current call state

### Usage Cases

See [Persistent Connection Use Cases](#), on page 956.

### Backward Compatibility

This enhancement is backward compatible and existing applications will not be affected with introduction of this enhancement.

## Announcement Call

Cisco Extend and Connect is enhanced with an ability to play announcements to a remote destination. In order to play the announcement, an application creates a special type of call -Announcement Call -and identifies an announcement to be played.

The announcement can be played only to a remote destination with an existing Persistent Call. Only announcements that were uploaded to the Unified Communications Manager can be played.

Applications are notified that an announcement started by the LINE\_DEVSPECIFIC event: SLDSMT\_ANNOUNCEMENT\_STARTED.

Applications are notified that an announcement stopped by the LINE\_DEVSPECIFIC event: SLDSMT\_ANNOUNCEMENT\_ENDED.

### Create Announcement Call

The TAPI lineMakeCall function is used to create announcement call. The relevant data is provided in LINECALLPARAMS structure pointed to by the lpLineCallParams parameter. CiscoTSP ignores all other lineMakeCall parameters in the case of announcement call.

In the case of an announcement call, the following data is provided in the LINECALLPARAMS:

- DevSpecific part refers to Cisco\_CallParamsDevSpecific structure where the DevSpecificFlags is set to Cisco\_CALLPARAMS\_DEVSPECIFICFLAGS\_ANNOUNCEMENTCALL
- CallData is set to a media content identifier (announcementID)

### Drop Announcement Call

The standard TAPI lineDrop function drops or disconnects the announcement call. The hCall parameter specifies the announcement call handle (HCALL) returned by lineMakeCall when the announcement call is created.

### Announcement Call State Change

When the status of the announcement call changes, an application receives the standard TAPI `LINE_CALLSTATE` message. For an announcement call, the construction of the new call state in the `dwParams1` field is:

- The low-order 24 bits are set to one of the `LINECALLSTATE_` constants, which is the same as a regular call.
- The high-order 8 bits are set to `0x40`. A corresponding bitmask is defined in the `CiscoLineDevspecificMsg` header file as follows:  
`CLDSMT_ANNOUNCEMENT_CALL_STATE 0x40000000`

### Announcement Call Attribute Bit Mask

A new bit definition, `TSPCallAttribute_AnnouncementCall (0x00008000)`, is added to the `CallAttributeBitMask` enumeration in the `CiscoLineDevSpecificMsg.h` header file. For an announcement call, a corresponding bit is turned on in the `CallAttributeBitMask` field in the Cisco TSP extension of the TAPI `LINECALLINFO` structure.

### Interface Changes

- `Cisco_LineCallInfo_Ext000D0000extD0` is added. See [LINECALLINFO](#), on page 342.
- `Cisco_CALLPARAMS_DEVSPECIFICFLAGS_ANNOUNCEMENTCALL` is added. See [LINECALLPARAMS](#), on page 360.
- `lineMakeCall`:  
Beginning with Cisco Unified Communications Manager Release 10.01, applications can use `lineMakeCall` to create a Persistent Call or Announcement Call. For a Persistent Call or Announcement Call, the relevant data is provided in the `LINECALLPARAMS` structure pointed to by the `lpLineCallParams` parameter. All other `lineMakeCall` parameters are ignored in these cases.
- See [Announcement Events](#), on page 427.

### Message Sequence

See [Announcement Call](#), on page 507.

### Backward Compatibility

This enhancement is backward compatible and existing applications are not affected by the introduction of this enhancement.

## NuRD (Number Matching for Remote Destination) Support

In CUCM 10.0, the existing "Cisco Extend and Connect" feature includes number matching for remote destination support. When users directly call a number that is configured as a remote destination for CTI Remote Device (CTI RD), and that remote destination is set to be active, the call is offered on the CTI Remote Device and extended to the remote destination. The called party is presented to the application as the CTI RD. If active remote destination is not set, when users call a remote destination number, a direct call between the caller and the remote destination occurs. This scenario also applies to a remote destination making a call to an enterprise directory number. If the remote destination is set to be active, from an application perspective,

the CTI RD appears to initiate the call to the enterprise dn. If the active remote destination is not set, when the remote destination calls an enterprise dn, it is a direct call between the remote destination and the enterprise dn.

For those calls from and to a remote destination number, all existing features allowed on CTI RD can be performed.

### Interface Changes

There are no interface changes for this feature.

### Use Cases

See [NuRD \(Number Matching for Remote Destination\) Support](#), on page 945.

### Backward Compatibility

This feature can change the existing expected behavior in regards to calls to and from remote destination numbers directly. Applications that do not want to leverage this NuRD feature can keep the cluster-wide service parameter "Reroute Remote Destination Calls to Enterprise Number" set to false. Enabling it will enable the NuRD features. This parameter by default is set to false.

## Mobility Interaction Support

The "Cisco Extend and Connect" feature includes mobility interaction. Users can specify remote destinations that are shared between the CTI Remote Device (CTI RD) and the Remote Destination Profile (RDP). When both the CTI RD and the RDP are configured for the same user, and if the application is active (active rd is set), the CTI RD processes the call first and then offers the call to the RDP. If the application is not active, the RDP processes the call first and does not offer the call to the CTI RD. When only the CTI RD is configured for a user, the existing "Cisco Extend and Connect" feature behavior with remote destinations remains unchanged. When only RDP is configured for a user, there is no application support because the devices are not controllable from a CTI.

### Interface Changes

There are no interface changes for this feature.

### Use Cases

There are no new use cases for this feature. (Add/Update/Delete Remote Destination) are added for CTIRD, and are applicable (without any change from App/User).

### Backward Compatibility

There are no backward compatibility issues for this feature.

## Call Forwarding

Starting with Cisco Unified Communications Manager 10.0(1), a new feature called "CTI Rd Call Forward" allows users to control when incoming calls are forwarded to all configured Remote Destinations on the CTI Remote Device, when no active remote destination is set.

A new check box, **Route calls to all remote destinations when client is not connected**, is added to the Cisco Unified Communications Manager device window. The check box determines whether calls are routed to all remote destinations when Active Remote Destination is not set.

When you enable the **Route calls to all remote destinations when client is not connected** check box, and Active Remote Destination is not set, the call is routed to all remote destinations. If this check box is disabled, and Active Remote Destination is not set, the call is disconnected with User\_Busy error on the CTI Remote Device.

In scenarios where Active Remote Destination is set, the call is always routed to the Active Remote Destination regardless of whether the **Route calls to all remote destinations when client is not connected** check box is enabled or disabled.

### Interface Changes

There are no interface changes for this feature.

### Message Sequence

See [CTI RD Call Forwarding](#), on page 668.

### Backward Compatibility

There are no backward-compatibility issues for this feature.

## CTI Video Support

The CTI Video Support feature allows the TAPI Application to retrieve the multimedia capabilities of Line Devices. Applications that monitor devices use this information to answer or route video calls to video capable devices.

TAPI shall expose a new structure DeviceMultiMediaCapability in Devspecific data of linedevcaps when applications issue a TSPI\_LineGetDevCaps () API with Extension version 0x000D0000 or higher, on these line devices, Cisco TSP will fire **SLDSMT\_LINE\_PROPERTY\_CHANGED** or **CPDSMT\_PHONE\_PROPERTY\_CHANGED\_EVENT** with param1=**LPCT\_DEVICE\_MULTIMEDIACAP\_INFO** or **PPCT\_DEVICE\_MULTIMEDIACAP\_INFO** to report Multimedia capability information change.

A new structure, DeviceCallMultiMediaCapInfo, is introduced under CiscoLineDevSpecificMsg.h, which provides the information about calling and called party multimedia capabilities that is exposed in the devspecific data of LineGetCallInfo.

Similarly, when the video capability of a calling/called of a Call changes, TSP fires **LINE\_CALLDEVSPECIFIC** with param1=**SLDSMT\_LINECALLINFO\_DEVSPECIFICDATA** and param2=**SLDST\_DEVICE\_VIDEO\_CAP\_INFO** to report Multimedia capability information of the call

Also, devspecific data of LineCallInfo contains two new fields CallingPartyMultiMediaCapBitMask and CalledPartyMultiMediaCapBitMask, which indicate the fields in the DeviceMultiMediaCapInfo with valid information.

When the application makes a video call from one video enabled phone to another, the TSP fires **LINE\_CALLDEVSPECIFIC** event with param1=**SLDSMT\_MULTIMEDIA\_STREAMSDATA** to report MultiMedia Streams information of the call. The Multimedia Streams information of the call is exposed in the Devspecific data of linecallinfo (As a part of VideoStreamInfo structure) when application issues TSPI\_LineGetCallInfo() API with Extension version 0x000D0000 or higher.

The following table describes the video capabilities provided by TAPI for currently supported devices.

<b>Device</b>	<b>Supports Initial Device Multimedia Capability</b>	<b>Supports Dynamic Video Capability Change</b>	<b>Reports calling and called Multimedia Capabilities on call info (LineGetCallInfo)</b>	<b>Supports Multimedia Streams Information</b>
8945 (SIP)	Yes	Yes	Yes	Yes
8945 (SCCP)	Yes	Yes	Yes	No
9951, 9971(SIP)	Yes	Yes	Yes	Yes
EX60/90 (SIP)	Yes	N/A	Yes	Yes
CTS 500-32 (SIP)	Yes	N/A	Yes	Yes
Jabber(CSF/softphone mode) (SIP)	Yes	Yes	Yes	No
CTI RoutePoint (SCCP)	N/A	N/A	Yes	No
CTI Port (SCCP)	N/A	N/A	Yes	No
All other phones	N/A	N/A	Yes	No

Supported Features (With in the same cluster):

- Originating Call and Consult Call
- Redirect
- Call Forward
- Hold and Resume
- Hunt List
- Transfer
- Extension Mobility
- Super Provider

Supported Features (Across the cluster):

- Originating Call and Consult Call
- Redirect
- Call Forward
- Hold and Resume
- Hunt List
- Extension Mobility
- Super Provider

**Limitations:**

- Remote In Use
  - CiscoTSP does not provide correct calling and called party multimedia capabilities on a call that is in inactive state or is in Remote In Use state.
- MultiMedia Capability
  - Calling and called party multimedia capabilities are UNKNOWN on the calling side until the called party answers the call.
  - When a call is initiated over SIP trunk configured with early offer, the called party video capabilities are the negotiated capabilities that get reported instead of the actual capability, on the called party.
  - Only video capability information is known for calls over the H323 trunk, Screen count and telepresence interop information is unknown.
- MultiMediaStreams
  - CiscoTSP does not provide multimedia streams information if the device is a SCCP phone. The CiscoTSP does not deliver SLDSMT\_MULTIMEDIA\_STREAMSDATA, and the TSPI\_LineGetCallInfo() API does not provide multimedia streams information in the VideoStreamInfo structure.
- Change in called party
  - In scenarios such as Shared Lines or redirect, where the called party changes, the application is notified of the new called party capability only if the called party is configured with unique display names.

**Interface Changes**

- LineDevCaps::DevSpecific change - (Cisco Extention 000D0000) [LINEDEVCAPS](#), on page 339
- LineCallInfo::DevSpecific change - (Cisco Extention 000D0000) [LINECALLINFO](#), on page 342
- 
- LPCT\_DEVICE\_MULTIMEDIACAP\_INFO – Indicates or notifies application that Device Multi Media Capability Information on the Line/Device has changed. [Line Property Changed Events](#), on page 434
- PPCT\_DEVICE\_MULTIMEDIACAP\_INFO – Indicates or notifies application that Device Multi Media Capability Information on the Line/Device has changed. [Phone Property Changed Events](#), on page 435
- SLDST\_DEVICE\_VIDEO\_CAP\_INFO – (New bit mask type added for Param2 bits on SLDSMT\_LINECALLINFO\_DEVSPECIFICDATA) [LINECALLINFO\\_DEVSPECIFICDATA Events](#), on page 432
- SLDSMT\_MULTIMEDIA\_STREAMSDATA – (New Message Type in Line\_DevSpecific Message) [MultiMedia Streams Data Notification Event](#), on page 439

**Message Sequences**

See [Video Capabilities and Multimedia Information](#), on page 670.

**Backward Compatibility**

This feature is not backward compatible.

## Device State Server

The Device State Server feature provides accumulative state of all the lines on the device. Applications are notified about the device status through the PHONE\_DEVSPECIFIC and LINE\_DEVSPECIFIC events.

An application for enabling the Device State Server support needs to set the DEVSPECIFIC\_DEVICE\_STATE and DEVSPECIFIC\_DEVICE\_STATE\_STATUS message flags using the lineDevSpecific SLDST\_SET\_STATUS\_MESSAGES request and the PhoneDevSpecific CPDST\_SET\_DEVICE\_STATUS\_MESSAGES request respectively.

When Cisco TSP receives the DEVICE\_STATE events from CTI, it notifies the application about the accumulative state of all the lines on the device using the PHONE\_DEVSPECIFIC and LINE\_DEVSPECIFIC events.

The device status in the LINE\_DEVSPECIFIC and PHONE\_DEVSPECIFIC events can be one of the following.

```
enum lineDeviceState{
    lineDeviceState_UNKNOWN = 0,
    lineDeviceState_ACTIVE = 1,
    lineDeviceState_ALERTING = 2,
    lineDeviceState_HELD = 3,
    lineDeviceState_WHISPER = 4,
    lineDeviceState_IDLE = 5
};

enum PhoneDeviceState{
    PhoneDeviceState_UNKNOWN = 0,
    PhoneDeviceState_ACTIVE = 1,
    PhoneDeviceState_ALERTING = 2,
    PhoneDeviceState_HELD = 3,
    PhoneDeviceState_WHISPER = 4,
    PhoneDeviceState_IDLE = 5
};
```

This feature provides the accumulative state of all the lines on the device or the phone to the application. Events are provided based on the following criteria:

- IDLE
 

If all the lines on the device are IDLE, the device state is considered IDLE and the corresponding event is delivered to the qualified applications.
- ACTIVE
 

If any of the lines on the device have an ACTIVE (call states are LINECALLSTATE\_DIALTONE, LINECALLSTATE\_DIALING, LINECALLSTATE\_PROCEEDING, LINECALLSTATE\_RINGBACK, and LINECALLSTATE\_DISCONNECTED) call, the device state is considered ACTIVE and the corresponding event is delivered to the qualified applications.
- ALERTING
 

If there is no ACTIVE call on any of the lines of the device and at least one of the lines has an ALERTING (call states are LINECALLSTATE\_OFFERING and LINECALLSTATE\_ACCEPTED) call, the device state is considered ALERTING and the corresponding event is delivered to the qualified applications.

- HELD

If there is no ACTIVE or ALERTING call on any of the lines of the device and at least one of the lines has a HELD call, the device state is considered HELD and the corresponding event is delivered to the qualified applications.

- WHISPER

If there is no ACTIVE or ALERTING or HELD call on any of the lines of the device and at least one of the lines have an intercom call, the device state is considered WHISPER and the corresponding event is delivered to the qualified applications.

**Note**


---

The ACTIVE state has priority over the ALERTING, HELD, and IDLE states.

The ALERTING state has priority over the HELD and IDLE states.

The HELD state has priority over the IDLE state.

---

**Note**


---

To make the LineDevSpecific event indicate the device state for any line of that device, the DEVSPECIFIC\_DEVICE\_STATE\_STATUS\_message flag for that line must be turned on using the lineDevSpecific SLDST\_SET\_STATUS\_MESSAGES request.

---

## Direct Transfer

In Cisco Unified Communications Manager, the Direct Transfer softkey lets users transfer the other end of one established call to the other end of another established call, while dropping the feature initiator from those two calls. Here, an established call refers to a call that is either in the on hold state or in the connected state. The “Direct Transfer” feature does not initiate a consultation call and does not put the active call on hold.

A TAPI application can invoke the “Direct Transfer” feature by using the TAPI lineCompleteTransfer() function on two calls that are already in the established state. This also means that the two calls do not have to be set up initially by using the lineSetupTransfer() function.

## Direct Transfer Across Lines

The Direct Transfer Across Lines feature allows the application to directly transfer calls across the lines that are configured on the device. The application monitors both the lines when directly transferring the calls across the lines.

A new LineDevSpecific extension, CciscoLineDevSpecificDirectTransfer, is added to direct transfer calls across the lines or on the same line. The 0x00090000 extension must be negotiated to use CciscoLineDevSpecificDirectTransfer.

### Interface Changes

See [Direct Transfer](#), on page 399.

**Message Sequences**

See [CTI Remote Device](#), on page 592.

**Backward Compatibility**

This feature is backward compatible.

## Directory Change Notification

The Cisco Unified TSP sends notification events when a device has been added to or removed from the user-controlled device list in the directory. Cisco Unified TSP sends events when the user is deleted from Cisco Unified Communications Manager Administration.

Cisco Unified TSP sends a LINE\_CREATE or PHONE\_CREATE message when a device is added to a users control list.

It sends a LINE\_REMOVE or PHONE\_REMOVE message when a device is removed from the user controlled list or the device is removed from database.

When the system administrator deletes the current user, Cisco Unified TSP generates a LINE\_CLOSE and PHONE\_CLOSE message for each open line and open phone. After it does this, it sends a LINE\_REMOVE and PHONE\_REMOVE message for all lines and phones.

**Note**

Cisco Unified TSP generates PHONE\_REMOVE / PHONE\_CREATE messages only if the application called the phoneInitialize function earlier.

The system generates a change notification if the device is added to or removed from the user by using Cisco Unified Communications Manager Administration or the Bulk Administration Tool (BAT).

If you program against the LDAP directory, change notification does not generate.

## Do Not Disturb

The Do Not Disturb (DND) feature lets phone users go into a Do Not Disturb state on the phone when they are away from their phone or simply do not want to answer incoming calls. The phone softkey DND enables and disables this feature.

From the Cisco Unified Communications Manager user windows, users can select the DND option DNR (Do Not Ring).

Cisco TSP makes the following phone device settings available for DND functionality:

- DND Option: None/Ringer off
- DND Incoming Call Alert: Beep only/flash only/disable
- DND Timer: a value between 0-120 minutes. It specifies a period in minutes to remind the user that DND is active.
- DND enable and disable

Cisco TSP includes DND feature support for TAPI applications that negotiate at least extension version 8.0 (0x00080000).

Applications can only enable or disable the DND feature on a device. Cisco TSP allows TAPI applications to enable or disable the DND feature via the `lineDevSpecificFeature` API.

Cisco TSP notifies applications via the `LINE_DEVSPECIFICFEATURE` message about changes in the DND configuration or status. To receive change notifications, an application must enable the `DEVSPECIFIC_DONOTDISTURB_CHANGED` message flag with a `lineDevSpecificSLDST_SET_STATUS_MESSAGES` request.

This feature applies to phones and CTI ports. It does not apply to route points.

## Do Not Disturb-Reject

Do Not Disturb (DND) enhancements support the rejection of a call. The enhancement Do Not Disturb–Reject (DND–R) enables the user to reject any calls when necessary. Prior to the Cisco Unified Communications Manager Release 7.0(1), DND was available only with the Ringer Off option. If DND was set, the call would still get presented but without ringing the phone.

To enable DND–R, access the Cisco Unified Communications Manager Administration phone page or the user can enable it on the phone.

However, if the call has an emergency priority set, the incoming call is presented on the phone even if the DND–R option is selected. This will make sure that emergency calls are not missed.

Feature priority is introduced and defined in the enum type for making calls or redirecting existing calls. The priority is defined as:

```
enum CiscoDoNotDisturbFeaturePriority {  
    CallPriority_NORMAL = 1  
    CallPriority_URGENT = 2  
    CallPriority_EMERGENCY = 3  
};
```

Feature priority introduces `LineMakeCall` as part of `DevSpecific` data. Currently the following structure is supported in `DevSpecific` data for `LineMakeCall`:

```
typedef struct LineParams {  
    DWORD FeaturePriority;  
} LINE_PARAMS;
```

The new Cisco `LineDevSpecific` extension, `CciscoLineRedirectWithFeaturePriority` with type `SLDST_REDIRECT_WITH_FEATURE_PRIORITY`, supports redirected calls with feature priority.

Also in a shared line scenario, if one of the lines is DND–R enabled and if the Remote In Use is true, then it will be marked as connected inactive.

### Interface Changes

See [lineMakeCall](#), on page 181 and [Redirect with Feature Priority](#), on page 392.

### Message Sequences

See [Do Not Disturb-Reject](#), on page 708.

**Backward Compatibility**

This feature is backward compatible.

## Drop-Any-Party

The Drop-Any-Party feature enables the application to drop any call from the ad-hoc conference. This feature is currently supported from the phone interface. The application uses the `LineRemoveFromConference` function to drop the call from a conference. When the call is dropped from a conference, TSP receives `CtiDropConferee` as the call state change cause, and this is sent to TAPI as the default cause.

**Interface Changes**

See [lineRemoveFromConference](#), on page 191.

**Message Sequences**

See [Drop Any Party](#), on page 710.

**Backward Compatibility**

This feature is backward compatible. The 0x00090000 extension is added to maintain backward compatibility.

## Early Offer

The Early Offer feature allows the SIP trunk to support early offer outbound calls without using MTP when the media capabilities and media port information of the calling endpoint is available. For the endpoints where the media port information is not available (for example, H323 slow start calls or delayed offer SIP calls or legacy SCCP phones) for Early Offer, Cisco Unified Communications Manager allocates an MTP to provide an offer. This means Unified CM allocates MTP only when needed.

To support the Early Offer feature, Cisco TSP introduces `CCiscoLineDevSpecific` extension (`CciscoLineDevSpecificEnableFeatureSupport`) to allow the application to enable or disable the Early Offer feature. This `DevSpecific` type is generic and can be used for supporting features added in the future.

The registration of CTI ports or route points are as follows:

- Dynamic registration of CTI ports or route points with Early Offer Support:
  - New `LineDevSpecific` type must be requested before registration.
- Static registration of CTI ports with Early Offer Support:
  - New `LineDevSpecific` type is requested before registration and used to change the Device Capability of Early Offer Support after registration.

GET IP and PORT EVENT reports to a CTI Port or Route Point registered with Early Offer Support enabled, on an outbound call. When an outbound call is routed through the SIP trunk with Early Offer Support, TSP reports `LINE_DEVSPECIFIC` event with `Param1 = SLDSMT_RTP_GET_IP_PORT` and `Param2 = IPAddressing Mode` along with `SetRTP` bit information (ninth bit from LSB).

`dwParam2 = 0x00000xyy`, where:

- x (ninth Bit from LSB) — SetRTPInfo (1 — Applications must set the RTP information and 0 — Applications must not set the RTP Information)
- yy (8 bits) — IPAddressing Mode.

For dynamically-registered CTI ports or route points with Early Offer: For this notification, applications have to set the RTP information using the Existing LineDevspecific Type (CciscoLineDevSpecificSetRTPParamsForCall) with the IP and Port Information for the IPAddressing Mode reported. Applications must not set the RTP information on the Open Logical Channel notification if the application has already set the information on GetIP and Port notification (SLDSMT RTP\_GET\_IP\_PORT).

For statically-registered CTI ports: For this notification, applications must open and reserve the port used for registration.

To receive the Get IP and Port notification (SLDSMT RTP\_GET\_IP\_PORT), an application must set the DEVSPECIFIC\_GET\_IP\_PORT message flag by using the lineDevSpecific SLDSMT\_SET\_STATUS\_MESSAGES request.

TAPI provides setRTP information in dwParam2 of OpenLogical Channel notification (LINE\_DEVSPECIFIC Event with dwParam1 = SLDSMT\_OPEN\_LOGICAL\_CHANNEL) along with the IP addressing capability using which the application must determine whether it has to set the RTP information.

dwParam2 = 0x0000xxyy, where:

- xx — SetRTPInfo (1 — Applications must set the RTP information and 0 — Applications must not set RTP information)
- yy — IPAddressing Capability.

TSP Reports New Error Code (LINEERR\_REGISTER\_GETPORT\_SUPPORT\_MISMATCH) when application tries to dynamically or statically register CTI port or route point without Early Offer Support, where as the CTI port is already Registered Dynamically/Statically with Early Offer support by other applications.

## Media Driver Support for Early Offer

For an Early Offer call on a CTI Port registered with Early Offer support, when the other party has the IP and Port information of the calling party, the other party starts transmitting the media early even before the Media Events are reported on the CTI Port (registered with Early Offer).

Due to this Early Media or delay in reporting Media Reception Event to the application, Wave Driver misses initial data transmitted as the current Wave Drivers (both Legacy and Cisco New Wave Driver) supports opening of the Ports and starts reception of data only after Media Events are reported to the application.

To capture the early transmitted data, the receiving port needs to be opened after GET\_IP\_PORT Event and Buffer Incoming Data. Current supported APIs for opening a port in New Wave Driver and Legacy Wave Driver requires CODEC and other supported information (DSCP, SRTP Information, and Silence Type). But in the Early Offer case, this information is not available at GET\_IP\_PORT event and needs to add new API's to open the Port, start buffering, and then Update the endpoint with other media endpoint related information (CODEC, DSCP, SRTP Information, and Silence Type).

The following API's have been added to the New Wave Driver to capture Early Media for Early Offer Call:

- EpStreamOpen()—Opens the Port and Starts Buffering Incoming Data.
- EpUpdateById()—Updates the Media endpoint Data Information (CODEC, DSCP, SRTP Information, and Silence Type).

- Returns True on successful updation or false on failure; specific error code can be retrieved by calling `EpApiGetLastError`.
- When the Stream is already started using `EpStreamStart()` API, `EpUpdateById()` request fails with error `EP_ERR_TOAPP_INVALID_STATE`.
- When the Port is opened using `EpStreamOpen()` API, `EpUpdateById()` will update the data information related to the media endpoint except the address and port.
- On a Stream that is opened; In case of mismatch of `LocalAddrInfo` with the actual port used for Opening Socket, the request fails with error `EP_ERR_ADDR_MISMATCH`.

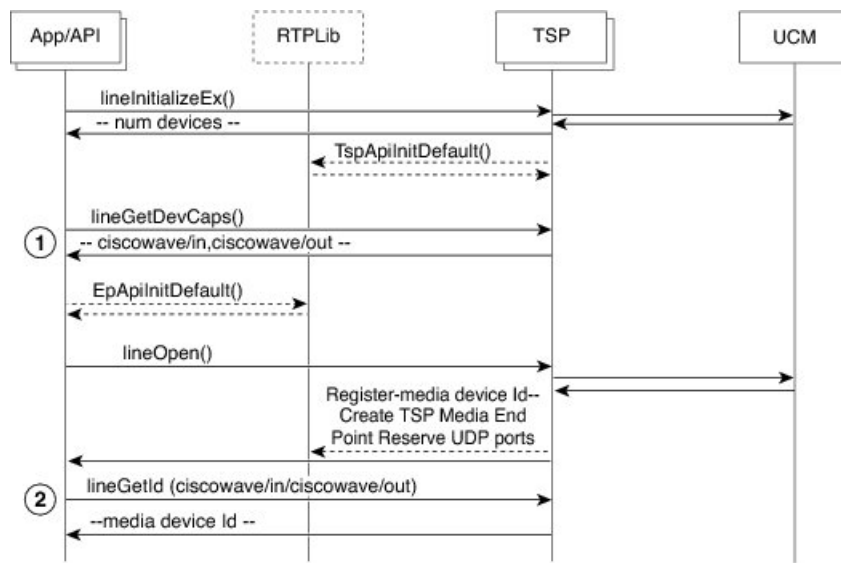
**Note**

Applications must use these newly added APIs to capture Early Media Data for Early Offer Call.

## TAPI Application Message Flow for Early Offer Call

The message flow in the following figure is described in steps 1 and 2.

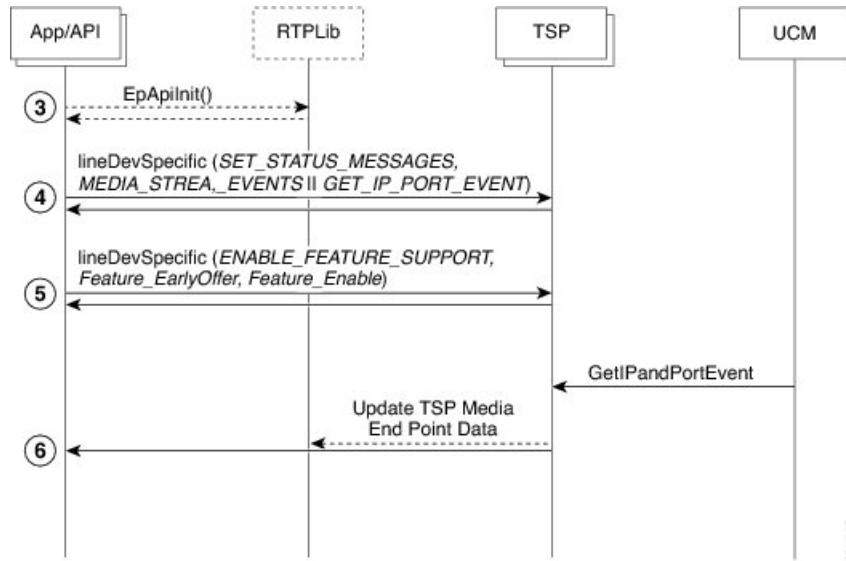
**Figure 7: Application Message Flow for Early Offer Call — Steps 1 and 2**



- 1 Initialize TAPI, get LINEINFO for the available line devices, and find the devices that are capable of using the Cisco RTP Library functionalities.
- 2 Get the media device identifier associated with a particular line device.

The message flow in the following figure is described in steps 3 to 6.

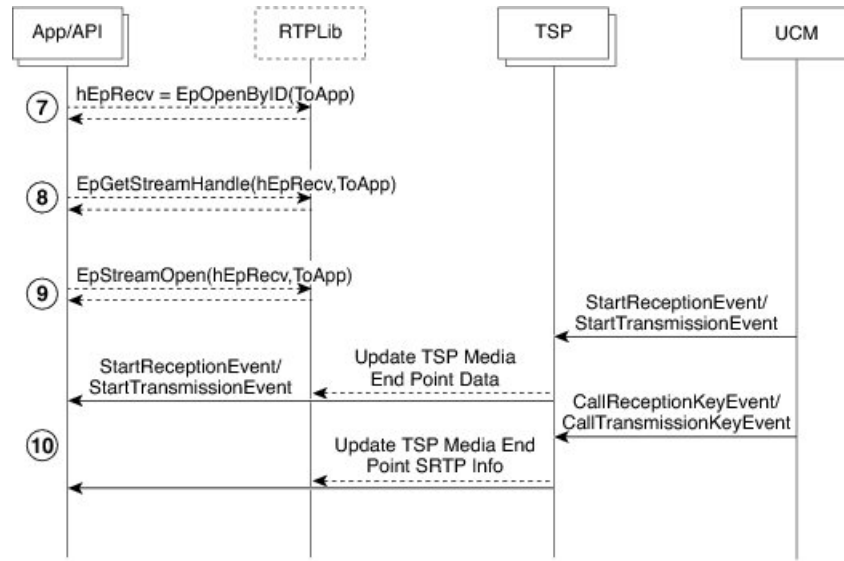
**Figure 8: Application Message Flow for Early Offer Call — Steps 3 to 6**



- 3 Initialize RTP Library.
- 4 Subscribe for media stream, and GetIP and Port events for the relevant devices using the Cisco lineDevSpecific extension (CcisCoLineDevSpecificSetStatusMsgs).
- 5 Enable the Early Offer feature support on that line/device using the lineDevSpecific extension (CcisCoLineDevSpecificEnableFeatureSupport).
- 6 GetIP and Port events reported to the application, and reports for the Early Offer call.

The message flow in the following figure is described in steps 7 to 8.

**Figure 9: Application Message Flow for Early Offer Call — Steps 7 to 10**

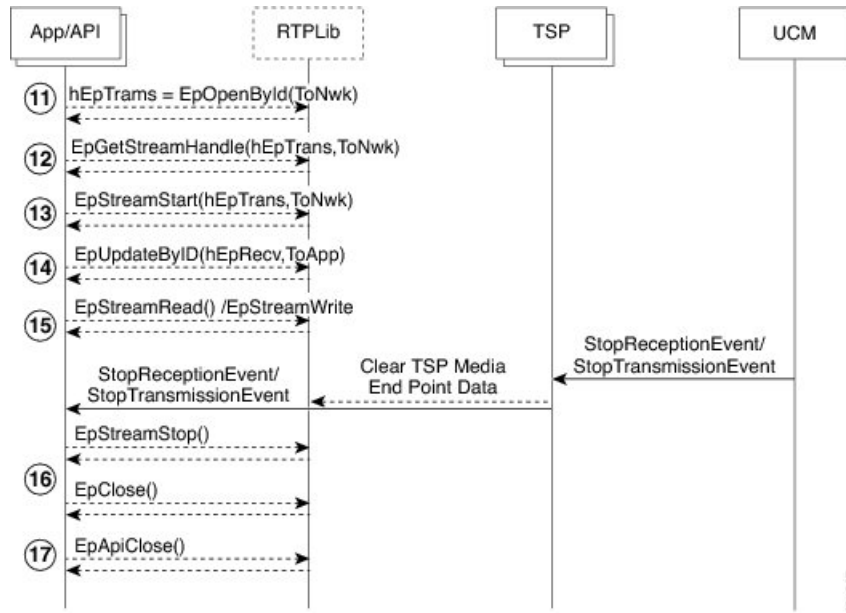


- 7 Create Media End Point for receiving the data.
- 8 Get stream handle for Media End Point created for receiving the data.
- 9 Open the port and start buffering the data on the receiving port.
- 10 Start monitoring Media Events.

\*\*\* hEpRecv = StreamHandle for Receiving Stream

The message flow in the following figure is described in steps 11 to 17.

**Figure 10: Application Message Flow for Early Offer Call — Steps 11 to 17**



- 11 Create Media End Point for transmitting the data.
  - 12 Get out stream handle.
  - 13 Start data streaming.
  - 14 Update the opened Media End Point with CODEC and other information available in Media Event.
  - 15 Receive/transmit data.
  - 16 Stop data streaming and close end point.
  - 17 Close EpAPI before exiting program.
- \*\*\* hEpTrans = StreamHandle for Transmitting Stream

**Note**

- For the IPV6 Registered port, GetPort Notification is not reported to the application. For the Dual Mode CTI Port or Route Point the Early Offer is supported with IPV4 addresses capability.
- For the Statically Registered CTI port with Legacy Wave driver, the Early Offer feature is not supported and TSP reports error if new LineDevspecific is requested to enable Feature Support.
- For the Statically Registered CTI port with New Cisco Wave Driver/User control Registered CTI Port, New Get IP and Port Notification applications has to open the port that is assigned for the CTI Port.
- On an Early Offer support registered CTI Port, the applications must send the RTP information about new notification and must not set the RTP information on OpenLogical Channel Notification. If set, it is failed by CTI and an acknowledgement is reported to the application.
- When IPv6 support is added, the application receives GetPort Notification twice (one for Ipv4 and one for Ipv6 address) for dual mode device. When a call is answered, the application can close the unused port based on IPAddressingType in Open Logical Channel Notification.

**Note**

To support this feature, the application must negotiate line extension 0x000B0000 or above.

**Interface Changes**

See [Early Offer](#), on page 406, [Enable Feature](#), on page 406, [Get IP and Port Event](#), on page 438, [Set Status Messages](#), on page 374, and [Open Logical Channel Events](#), on page 431.

**Message Sequences**

See [Early Offer](#), on page 722.

**Backward Compatibility**

This feature is backward compatible.

## End-to-End Call Trace

End-to-End Call Trace allows tracing of calls that traverse multiple Cisco voice products, such as Cisco Unified Communications Manager, Cisco IOS Gateway, and Cisco Call Center products.

A new tool called System Call Tracing tool is developed to collect call records from all voice platforms to trace specific calls and to troubleshoot call failure or other issues.

This tool uses the calling party number, called party number, and time stamp to find at least one call record from any voice product that it can access. From that single call record, System Call Tracing tool traces the call on all the voice products it has traversed.

**Interface Changes**

LINECALLINFO::DEVSPECIFIC is modified to include TSP Unique Call Reference ID. For more information, see [LINECALLINFO](#).

### Message Sequences

See [End-To-End Call Trace](#), on page 736.

### Backward Compatibility

New extension 0x000A0000 is added to maintain backward compatibility.

## EnergyWise DeepSleep Mode Support

This feature allows the phone to participate in an EnergyWise enabled system. The phone reports its power usage to a EnergyWise compliant switch to allow the tracking and control of power within the customer premise. The phone provides alternate reduced power modes including an extremely low, off mode. The Cisco Unified Communications Manager administrator configures and exclusively manages the phones power state through vendor specific configuration on the Cisco Unified CM Admin pages.

When the phone turns off power after negotiation with an EnergyWise switch, it unregisters from Cisco Unified CM and enters Deep Sleep/PowerSavePlus mode. Phones automatically re-register back with the Cisco Unified CM once the Deep Sleep mode configured PowerON time is reached.

However, for Cisco Unified IP Phones Series 9900 and 6900 phones, press the select key on the phone to wake up the phone from the Deep Sleep/PowerSavePlus mode, but there is no way to register Cisco Unified IP Phones 7900 Series phones back to the Cisco Unified CM during Deep Sleep. This is the limitation for the Cisco Unified IP Phones 7900 Series phones. You can configure Deep Sleep mode on the Device page of the Cisco Unified CM. Configure Deep Sleep mode for the phones at least 10 minutes before the actual power off time to allow the information to synchronize between the switch and the phone.

Power off idle timer enables only in the case when there is physical interaction on the phone. For example if there is a call on the EnergyWise configured phone during the deep sleep time and the user tries to disconnect the call from the application, then the power off idle timer defaults to 10 minutes but if the user disconnects the call manually from the phone, then the power off idle timer takes the value configured on the Cisco Unified CM device page.

TAPI provides the PHONE\_STATE message with dwparam1 = PHONESTATE\_SUSPEND and EnergyWisePowerSavePlus reason in dwParam2 when the phone unregisters as it enters DeepSleep, and if the phone successfully negotiates with the appropriate extension version 0x000B0000 or higher.

TAPI provides the LINE\_LINEDEVSTATE message with dwparam1 = LINEDEVSTATE\_OUTOFSERVICE and EnergyWisePowerSavePlus reason in dwparam2 when the phone unregisters as it enters DeepSleep, and if the phone successfully negotiates with the appropriate extension version 0x000B0000 or higher.

As part of this feature TAPI exposes all out of service reason codes in the PHONESTATE\_SUSPEND and LINEDEVSTATE\_OUTOFSERVICE in dwParam2 when the phone unregisters, and if the phone successfully negotiates with the appropriate extension version 0x000B0000 or higher.

TAPI defines a new enum CiscoLineDevStateOutOfServiceReason in CiscoLineDevSpecificMsg.h

And enum CiscoPhoneStateOutOfServiceReason in CiscoPhoneDevSpecificMsg.h

### Interface Changes

```
New Enum under CiscoLineDevSpecificMsg.h
enum CiscoLineDevStateOutOfServiceReason
{
    CiscoLineDevStateOutOfServiceReason_Unknown = 0x00000000,
    CiscoLineDevStateOutOfServiceReason_CallManagerFailure = 0x00000001,
```

```

    CiscoLineDevStateOutOfServiceReason_ReHomeToHigherPriorityCM =
0x00000002,
    CiscoLineDevStateOutOfServiceReason_NoCallManagerAvailable =
0x00000003,
    CiscoLineDevStateOutOfServiceReason_DeviceFailure = 0x00000004,
    CiscoLineDevStateOutOfServiceReason_DeviceUnregistered = 0x00000005,
    CiscoLineDevStateOutOfServiceReason_EnergyWisePowerSavePlus =
0x00000006,
    CiscoLineDevStateOutOfServiceReason_CtiLinkFailure = 0x00000101
};

New Enum under CiscoPhoneDevSpecificMsg.h
enum CiscoPhoneStateOutOfServiceReason
{
    CiscoPhoneStateOutOfServiceReason_Unknown = 0x00000000,
    CiscoPhoneStateOutOfServiceReason_CallManagerFailure = 0x00000001,
    CiscoPhoneStateOutOfServiceReason_ReHomeToHigherPriorityCM =
0x00000002,
    CiscoPhoneStateOutOfServiceReason_NoCallManagerAvailable = 0x00000003,

    CiscoPhoneStateOutOfServiceReason_DeviceFailure = 0x00000004,
    CiscoPhoneStateOutOfServiceReason_DeviceUnregistered = 0x00000005,
    CiscoPhoneStateOutOfServiceReason_EnergyWisePowerSavePlus = 0x00000006,

    CiscoPhoneStateOutOfServiceReason_CtiLinkFailure = 0x00000101
};

```

### Message Sequences

See [EnergyWise Deep Sleep Mode Use Cases](#), on page 769 [EnergyWise Deep Sleep Mode Use Cases](#)

### Backwards Compatibility

This feature is backward compatible.

## Extension Mobility

Extension Mobility, a Cisco Unified Communications Manager feature, allows a user to log in and log out of a phone. Cisco Extension Mobility loads a user Device Profile (including line, speed dial numbers, and so on) onto the phone when the user logs in.

Cisco Unified TSP recognizes a user who is logged into a device as the Cisco Unified TSP User.

Using Cisco Unified Communications Manager Administration, you can associate a list of controlled devices with a user.

When the Cisco Unified TSP user logs into the device, the system places the lines that are listed in the user Cisco Extension Mobility profile on the phone device and removes lines that were previously on the phone. If the device is not in the controlled device list for the Cisco Unified TSP User, the application receives a PHONE\_CREATE or LINE\_CREATE message. If the device is in the controlled list, the application receives a LINE\_CREATE message for the added line and a LINE\_REMOVE message for the removed line.

When the user logs out, the original lines get restored. For a non-controlled device, the application perceives a PHONE\_REMOVE or LINE\_REMOVE message. For a controlled device, it perceives a LINE\_CREATE message for an added line and a LINE\_REMOVE message for a removed line.

## Extension Mobility Cross Cluster

Extension Mobility Cross Cluster allows users provisioned in one cluster to log in to an IP phone in another cluster.

For this feature, Extension Mobility profile can be added to the control list in addition to the devices. When this profile is added to the control list and an Extension Mobility Cross Cluster user logs in to or logs out of a device within a cluster or either across the cluster, Cisco TSP notifies the application with required Phone Create/Line\_Create and Phone\_Remove/Line\_Remove events.

### Interface Changes

None

### Message Sequences

See [Extension Mobility Cross Cluster](#), on page 780.

### Backward Compatibility

This feature is backward compatible.

## Extension Mobility Memory Optimization Option

The Extension Mobility (EM) feature supports Cisco Unified TSP to use TAPI LINE\_CREATE / LINE\_REMOVE mechanism to dynamically create and remove line devices resulting from EM login or logout. TAPI, by design, does not remove a device dynamically and marks the device as 'not available'. It remains in memory until the provider is shutdown. As a result, when the EM feature is used, memory utilization grows over time (during login/logout operations) until the memory is exhausted. In many cases, the only workaround is to restart the telephony service or reboot a TAPI client machine.

The EM Memory Optimization Option feature is intended to minimize the usage of LINE\_CREATE / LINE\_REMOVE in EM-related scenarios by reusing TAPI device IDs for lines from different EM profiles loaded on the same IP Phone. Lines with the same index in different EM profiles share the same TAPI line device ID.

The feature can be enabled or disabled by using the registry settings. By default, the feature is disabled so that the existing applications are not affected.

If the feature is enabled, LINE\_CREATE messages are used by Cisco Unified TSP only for the first time when an EM profile is loaded on a particular IP Phone. After the EM line is created, it is not removed with LINE\_REMOVE. It is instead placed in the Inactive state when EM logout occurs. Operations cannot be performed when a device is in the Inactive state and the LINEERR\_DEVICE\_INACTIVE error returns if an operation is invoked.

The line is reactivated when an EM profile is reloaded on the IP Phone as a result of a new EM login. Along with the line reactivation notification, the application is also notified that line device capabilities have changed. The Other-Device State Notification feature is utilized for delivering active, inactive, and capability change messages to an application. For more information, see [Other-Device State Notification](#), on page 79.

**Note**

The EM Memory Optimization Option feature intends to minimize the usage of LINE\_CREATE/LINE\_REMOVE messages. Even if the feature is enabled, an application can still receive the LINE\_CREATE and LINE\_REMOVE messages in some scenarios. So the application has to be written in a way that it can handle the existing LINE\_CREATE/LINE\_REMOVE events along with the new LineActive/LineInactive notifications.

**Installation/Configuration Change**

This feature can be enabled or disabled using the registry settings. The registry settings are stored in the EMOptions registry entry that is created during the Cisco TSP installation or upgrade. There is only one EMOptions entry in the Cisco TSP registry settings which applies to all Cisco TSP instances on the box.

The EMOptions registry settings must be changed manually. There is no Cisco TSP configuration interface to modify the setting and no possibility to change the feature behavior dynamically. Cisco TSP must be restarted for the modified setting to take effect.

A corresponding parameter is also available for a silent Cisco TSP install. This allows enabling or disabling of the feature at the time of the silent install/upgrade process.

**Interface Changes**

CiscoLineDevStateCloseReason provides details to the LINEDEVSTATE\_CLOSE state and is passed to the application as dwParam2 in the LINE\_LINEDEVSTATE message.

```
enum CiscoLineDevStateCloseReason
{
    CiscoLineDevStateCloseReason_Unknown = 0,
    CiscoLineDevStateCloseReason_LineNotAvailable,
    CiscoLineDevStateCloseReason_EMActivity
};
```

**Message Sequences**

See [Extension Mobility Memory Optimization Option](#), on page 787.

**Backward Compatibility**

This feature can be enabled or disabled using the registry settings. By default, this feature has been disabled so that the existing applications are not affected.

## External Call Control

External Call Control enables Cisco Unified Communications Manager to route calls based on enterprise policies and presence-based routing rules of individual users. When External Call Control is enabled, Cisco Unified Communications Manager queries the designated web services hosting the enterprise policies or user rules and routes the calls based on the routing decisions returned.

As TSP receives the expected unmodified Directory Number or partition in all of the party fields, most scenarios remain unaffected by the External Call Control feature. TSP passes these unmodified fields in the PartyId fields to TAPI. Since it is also possible for the External Call Control feature to change the modified calling and called parties, TSP passes this in the existing modified fields of the devSpecific part of lineCallInfo.

With the changes made by CTI for the External Call Control feature, TSP also supports Translation Patterns. Calls going through translation patterns are supported by the TSP and if these calls are involved in a conference, the correct number of CONFERENCE calls shall be created and maintain for the duration of the conference.

### Interface Changes

New CtiReasonExternalCallControl (42) in the ExtendedCallReason field in the devSpecific part of lineCallInfo for some intercept scenarios.

New dev specific error, LINEERR\_OPERATION\_FAIL\_CHAPERONE\_DEVICE, is returned in LINE\_REPLY for any request that is rejected for a device which is involved in a chaperone call except for lineSetupConference/lineAddToConference, lineDevSpecific(SLDST\_START\_CALL\_RECORDING), and lineDrop requests.

In the CallAttributeBitMask field, LINECALLINFO::DEVSPECIFIC is modified to include a new bit mask, TSPCallAttribute\_ChaperoneCall. For more information, see [Details](#).

### Message Sequences

See [External Call Control](#), on page 791.

### Backward Compatibility

This feature is backward compatible.

**Note**

As TSP did not support Translation Patterns before this release, the support of Translation Patterns is considered backward compatible even though there is a change in the CallInfo for calls using Translation Patterns.

## FIPS Compliance

Federal Information Processing Standards (FIPS) are publicly announced standards developed by the United States federal government for use in computer systems by all non-military government agencies and government contractors. The FIPS 140-2 requirements have been defined jointly by the American NIST (National Institute for Standards and Technology) and the Canadian CSEC (Communications Security Establishment of Canada).

FIPS compliance support has been added to Cisco Unified Communications Manager. This mode can be enabled or disabled using CallManager Administration Command Line Interface.

From CiscoTSP, FIPS Compliance is supported by upgrading to FIPS 140-2 validated OpenSSL Version, "FIPS capable OpenSSL", library which is used for setting TLS connection with CTI Manager or Cisco Unified Communications Manager. FIPS mode on CiscoTSP can be updated dynamically. Currently, CiscoTSP enables FIPS Mode and depends on FIPS Mode of the Cisco Unified Communications Manager.

### Interface Changes

No interface changes.

### Message Sequences

No impact on end user.

### Backward Compatibility

This feature is backwards compatible.

## Conference Changes

### Forced Authorization Code and Client Matter Code

Cisco Unified TSP supports and interacts with two Cisco Unified Communications Manager features: Forced Authorization Code (FAC) and Client Matter Code (CMC). The FAC feature lets the System Administrator require users to enter an authorization code to reach certain dialed numbers. The CMC feature lets the System Administrator require users to enter a client matter code to reach certain dialed numbers.

The system alerts a user of a phone that a FAC or CMC must be entered by sending a “ZipZip” tone to the phone that the phone in turn plays to the user. Cisco Unified TSP will send a new `LINE_DEVSPECIFIC` event to the application whenever the application should play a “ZipZip” tone. Applications can use this event to indicate when a FAC or CMC is required. For an application to start receiving the new `LINE_DEVSPECIFIC` event, it must perform the following steps:

- 1 `lineOpen` with `dwExtVersion` set to `0x00050000` or higher
- 2 `lineDevSpecific` – Set Status Messages to turn on the Call Tone Changed device specific events

The application can enter the FAC or CMC code with the `lineDial()` API. Applications can enter the code in its entirety or one digit at a time. An application may also enter the FAC and CMC code in the same string as long as they are separated by a “#” character and also ended with a “#” character. The optional “#” character at the end only serves to indicate dialing is complete.

If an application does a `lineRedirect()` or a `lineBlindTransfer()` to a destination that requires a FAC or CMC, Cisco Unified TSP returns an error. The error that Cisco Unified TSP returns indicates whether a FAC, a CMC, or both are required. Cisco Unified TSP supports two new `lineDevSpecific()` functions, one for Redirect and one for BlindTransfer, that allows an application to enter a FAC or CMC, or both, when a call gets redirected or blind transferred.

## Forwarding

Cisco Unified TSP now provides added support for the `lineForward()` request to set and clear ForwardAll information on a line. This will allow TAPI applications to set the Call Forward All setting for a particular line device. Activating this feature will allow users to set the call forwarding Unconditionally to a forward destination.

Cisco Unified TSP sends `LINE_ADDRESSSTATE` messages when `lineForward()` requests successfully complete. These events also get sent when call forward indications are obtained from the CTI, indicating that a change in forward status has been received from a third party, such as Cisco Unified Communications Manager Administration or another application setting call forward all.

# Gateway Recording

Cisco Unified Communications Manager has been providing a recording solution since release 6.0. In previous releases, the call recording was phone-based. The Cisco IP phones are used to fork, or direct, the two media streams of the agent-customer call to the recorder.

However, for call scenarios where the devices involved do not directly register with Unified Communications Manager, phone-based recording is not possible. This situation excludes the calls handled by the mobile agents from being recorded. In addition, the recording of mobile calls becomes increasingly mandatory by regulations in different jurisdictions, or becomes the essential business requirement for call centers or enterprises. These requirements call for a recording solution that does not rely on media forking from the endpoints.

The enhancements for the recording solution allow an external call that goes through a Cisco voice gateway to be recorded by having the voice gateway direct the two media streams to a voice recorder. This solution uses the existing `CCiscoLineDevSpecificStartCallRecording` and `CCiscoLineDevSpecificStopCallRecording` APIs to start and stop a user control recording session. Automatic recording is also configured on the line. There is an additional option to specify the voice gateway, or the IP phone as the preferred recording resource on a particular line.

In addition, the CTI Remote Device that was introduced in Cisco Unified Communications Manager Release 9.0 now supports recording through a gateway enabled for recording. If there is a recording gateway between the CTI Remote Device and the remote-destination where the call was routed, the recording can be started at the CTI Remote Device. If there is a recording gateway between the caller and the CTI Remote Device, the recording can also be started at the CTI Remote Device. You can also configure the line(s) on the CTI Remote Device to support Automatic or Selective Recording. The CTI Remote Device can only use a gateway to route the media.

CTI port calls can be captured using the Network Recording feature available in Cisco Unified Communications Manager Release 10.0(1). The call media must pass through at least one recording-enabled gateway to be recorded. A typical use case: An external call to a CTI Port softphone. The Recording Media Source for the CTI Port is always gateway-preferred.

## Interface Changes

- [Recording Failure Event](#), on page 437
- [LINECALLINFO](#), on page 342
- [LINEDEVCAPS](#), on page 339

## Message Sequences

[Gateway Recording](#), on page 816

## Backward Compatibility

Due to a design change to support Gateway Recording, the same recording may be stopped and restarted due to a feature invocation that was not seen in prior releases. Previously, this stop and start of the recording was only seen when the call being recorded is put on hold and then resume. In this release, this can happen when the party on the other end of the call being recorded changes. Take the following example:

Action	Pre-10.0	10.0
A calls B and B answers		

Action	Pre-10.0	10.0
TSP application issues CCiscoLineDevSpecificStartCallRecording at A.	App receives SLDSMT_RECORDING_STARTED event at A	App receives SLDSMT_RECORDING_STARTED event at A
B transfers the call to C and C answers	No event is received at A	App receives SLDSMT_RECORDING_ENDED event at A  App receives SLDSMT_RECORDING_STARTED event at A

Applications do not need to start the recording again but must handle these extra events.

## Hold Reversion

The Hold Reversion feature allows a holding party to be notified about the HELD call after the hold reversion duration times out. The holding party gets audio and visible hold reversion notifications. The application can set the hold reversion event flag to receive the hold reversion notification from Cisco TSP. CallInfo and CallState of the call remains unchanged when a hold reversion event occurs and the LineCallDevSpecific event is sent to the application indicating the hold reversion if the application has enabled the hold reversion event flag.

## Hunt List

CiscoTSP supports lines and their devices included in the Hunt List and provides appropriate information for applications to understand that the call is offered through a Hunt Pilot. Hunt List can include more than one Line Group and each Line Group may have different call distribution algorithms. Irrespective of the algorithm used in the Line Groups, CiscoTSP provides consistent information to applications.

When call offered on the line is routed through Hunt Pilot, CiscoTSP provides Hunt Pilot Directory Number or Partition in LINECALLINFO::DEVSPECIFIC for Caller, Called, or Connected IDs. However, there will be no Hunt Pilot information for Redirection and Redirecting ID. Hunt Pilot name is not passed to LINECALLINFO::DEVSPECIFIC.

There is no separate LineDevSpecific event to report the Hunt Pilot information, however, it is reported by existing event when caller, called, or connected id changes.

Hunt List can also interact with Call Pickup feature. However, Hunt List broadcast feature is not supported while interacting with Call Pickup feature. In this case, there will be no Pickup notification for the broadcasted call. CTI or Cisco Unified Communications Manager fails the pickup request if the application tries to pickup a broadcast call in Hunt List.

When call is routed to Hunt List and offering is accepted by Line Group member, the called information becomes Hunt Pilot's information. After Line Group member answers the call, connected ID will show the actual Line Group member information with Hunt Pilot information in LINECALLINFO::DEVSPECIFIC. In this case, both called and connected ID contains Hunt Pilot information.

In case of a conference, Hunt Pilot Directory Number or Partition is presented if connected party's primary call is routed through Hunt List.

**Note**

To support this feature, the application must negotiate line extension 0x00A0000 or above.

**Interface Changes**

[LINECALLINFO](#), on page 342.

**Message Sequences**

See [Hunt List](#), on page 828.

**Backward Compatibility**

This feature is backward compatible.

## Hunt Pilot Connected Number

In Cisco Unified Communications Manager 9.0, the support for hunt pilots is enhanced to expose the huntmember which has answered the call as the called party in a call involving a hunt pilot at the calling side. With this enhancement, when a user calls a hunt pilot HP and the call is answered by the hunt list Line group member LG1, TAPI exposes DNof the HuntMember as the ModifiedConnectedParty DN under devspecific part of linecallinfo under Call Party Normalization info structure.

When this feature is disabled, the modifiedconnectedParty exposed is the HuntPilotDN.

The HuntPilot Information is available in the devspecific part of linecallinfo (under HuntPilotInfo structure). There is no change in HuntPilot information for call scenarios involving huntPilot, when this feature is enabled from the information exposed when this is feature is disabled.

**Interface Changes**

Not applicable.

**Message Sequences**

See [Hunt Pilot Connected Number Feature](#), on page 886.

**Backward Compatibility**

This feature is backward compatible. It can be enabled on HuntPilot page **Display Line Group Member DN as Connected Party**. By default, this feature is disabled so that the existing applications are not affected.

## Intercom

The Intercom feature allows one user to call another user and have the call automatically answered with one-way media from the caller to the called party, regardless of whether the called party is busy or idle.

To ensure that no accidental voice of the called party is sent back to the caller, Cisco Unified Communications Manager implements a 'whisper' intercom, which means that only one-way audio from the caller is connected, but not audio from the called party. The called party must manually press a key to talk back to the caller. A zip-zip (auto-answer) tone will play to the called party before the party can hear the voice of the caller. For intercom users to know whether the intercom is using one-way or two-way audio, the lamp for both intercom buttons appears colored amber for a one-way whisper Intercom and green for two-way audio. For TSP applications, only one RTP event occurs for the monitored party: either the intercom originator or the intercom destination, with the call state as whisper, in the case of a one-way whisper intercom.

TSP exposes the Intercom line indication and Intercom Speed Dial information in DevSpecific of LineDevCap. The application can retrieve the information by issuing LineGetDevCaps. In the DevSpecific portion, TSP provides information that indicates (DevSpecificFlag = LINEDEVCAPSDEVSPECIFIC\_INTERCOMDN) whether this is the Intercom line. You can retrieve the Intercom speed dial information in the DevSpecific portion after the partition field.

If a CTI port is used for the Intercom, the application should open the CTI port with dynamic media termination. TSP returns LINEERR\_OPERATIONUNAVAIL if the Intercom line is opened with static media termination.

**Note**

You cannot use CTI Route Point for the Intercom feature.

The administrator can configure the speed dial and label options from Cisco Unified Communications Manager Administration. However, the application can issue CciscoLineSetIntercomSpeeddial with SLDST\_LINE\_SET\_INTERCOM\_SPEEDDIAL to set or reset SpeedDial and Label for the intercom line. The Application setting will overwrite the administrator setting that is configured in the database. Cisco Unified Communications Manager uses the application setting to make the intercom call until the line is closed or until the application resets it. In the case of a Communications Manager or CTIManager failover, CTIManager or Cisco TSP resets the speed dial setting of the previous application. If the application restarts, the application must reset the speed dial setting; otherwise, Cisco Unified Communications Manager will use the database setting to make the intercom call. In any case, if resetting of the speed dial or label fails, the system sends a LINE\_DEVSPECIFIC event to indicate the failure. When the application wants to release the application setting and have the speed dial setting revert to the database setting, the application can call CciscoLineSetIntercomSpeeddial with a NULL value for SpeedDial and Label.

If the speed dial setting is changed, whether due to a change in the database or because the application overwrites the setting, the system generates a LineDevSpecific event to indicate the change. However, the application needs to call CCiscoLineDevSpecificSetStatusMsgs with DEVSPECIFIC\_SPEEDDIAL\_CHANGED to receive this notification. After receiving the notification, the application can call LineGetDevCaps to find out the current settings of speed dial and label.

Users can initiate an intercom call by pressing the Intercom button at the originator or by issuing a LineMakeCall with a NULL destination if Speedial/Label is configured on the intercom line. Otherwise, LineMakeCall should have a valid Intercom DN.

For an intercom call, a CallAttribute field in LINECALLINFODEVSPECIFIC indicates whether the call is for the intercom originator or the intercom target.

After the intercom call is established, the system sends a zip-zip tone event to the application as a tone-changed event.

Users can invoke a TalkBack at the destination in two ways:

- By pressing the intercom button
- By issuing CciscoLineIntercomTalkback with SLDST\_LINE\_INTERCOM\_TALKBACK

TSP reports the Whisper call state in the extended call state bit as CLDSMT\_CALL\_WHISPER\_STATE. If the call is being put on hold because the destination is answering an intercom call by using talk back, the system reports the call reason CtiReasonTalkBack in the extended call reason field for the held call.

The application cannot set line features, such as set call forwarding and set message waiting, other than to initiate the intercom call, drop the intercom call, or talk back. After the intercom call is established, the system limits call features for the intercom call. For the originator, only LINECALLFEATURE\_DROP is allowed. For the destination, the system supports only the LINECALLFEATURE\_DROP and TalkBack features for the whisper intercom call. After the intercom call becomes two-audio after the destination initiates talk back, the system allows only LINECALLFEATURE\_DROP at the destination.

Speed dial labels support unicode.

## IPv6

The IPv6 support feature enables IPv6 capabilities in a Cisco Unified Communications Manager network. IPv6 increases the number of addresses available for network devices. TAPI can connect to Unified CM with IPv6 support if the IPv6 Support feature is enabled on Unified CM. IPv6 enhancements include the following:

- Provides the IPv6 address of the calling party to the called party in the Devspecific part of LINECALLINFO.
- Support to register a CTI port or a route point with an IPv6 address. The RTP destination address also contains IPv6 addresses if the same is involved in media establishment.

The TSP user interface includes the primary and backup CTI Manager address and a flag that indicates the preference of user while connecting to the CTI Manager. CTI ports and route points can be registered with IPv4, IPv6, or both.

The following new CiscoLineDevSpecific functions allow the application to specify IP address mode and IPv6 address before opening CTI port and route point:

- CciscoLineDevSpecificSetIPv6AddressAndMode
- CciscoLineDevSpecificSetRTPParamsForCallIPv6

For dynamic port registration, on receiving the SLDSMT\_OPEN\_LOGICAL\_CHANNEL event, the CciscoLineDevSpecificSetRTPParamsForCallIPv6 allows the application to provide IPv6 information for the call.

### Interface Changes

See [Set IPv6 Address and Mode](#), on page 397.

### Message Sequences

See [IPv6 Use Cases](#), on page 909.

### Backward Compatibility

This feature is backward compatible. The 0x00090000 extension must be negotiated to use this feature.

# Transfer Changes

## Join

In Cisco Unified Communications Manager, the Join softkey joins all the parties of established calls (at least two) into one conference call. The Join feature does not initiate a consultation call and does not put the active call on hold. It also can include more than two calls, which results in a call with more than three parties.

Cisco Unified TSP exposes the Join feature as a new device-specific function that is known as `lineDevSpecific() – Join`. Applications can apply this function to two or more calls that are already in the established state. This also means that the two calls do not need to be set up initially by using the `lineSetupConference()` or `linePrepareAddToConference()` functions.

Cisco Unified TSP also supports the `lineCompleteTransfer()` function with `dwTransferMode = Conference`. This function allows a TAPI application to join all the parties of two, and only two, established calls into one conference call.

Cisco Unified TSP also supports the `lineAddToConference()` function to join a call to an existing conference call that is in the ONHOLD state.

A feature interaction issue involves Join, Shared Lines, and the Maximum Number of Calls. The issue occurs when you have two shared lines and the maximum number of calls on one line is less than the maximum number of calls on the other line.

For example, in a scenario where one shared line, A, has a maximum number of calls set to 5 and another shared line, A', has a maximum number of calls set to 2, the scenario involves the following steps:

A calls B. B answers. A puts the call on hold.

C calls A. A answers. C puts the call on hold.

At this point, line A has two calls in the ONHOLD state, and line A' has two calls in the CONNECTED\_INACTIVE state.

D calls A. A answers.

At this point, the system presents the call to A, but not to A'. This happens because the maximum calls for A' specifies 2.

A performs a Join operation either through the phone or by using the `lineDevSpecific – Join` API to join all the parties in the conference. It uses the call between A and D as the primary call of the Join operation.

Because the call between A and D was used as the primary call of the Join, the system does not present the ensuing conference call to A'. Both calls on A' will go to the IDLE state. As the end result, A' will not see the conference call that exists on A.

## Join Across Lines (SCCP)

This feature allows two or more calls on different lines of the same device to be joined through the join operation. Applications can use the existing join API to perform the task. When the join across line happens, the consultation call on the different line on which the survival call does not reside will get cleared, and a CONFERENCED call that represents the consultation call will be created on the primary line where conference parent is created. This feature should have no impact when multiple calls are joined on the same line.

This feature is supported on SCCP devices that can be controlled by CTI. In addition, this feature also supports chaining of conference calls on different lines on the same device. Also, a join across line can be performed on a non-controller line; that is, the original conference controller was on a different device then where the join is being performed.

**Note**

This feature returns an error if one of the lines that are involved in the Join Across Lines is an intercom line.

**Backwards Compatibility**

This feature is backward compatible.

## Join Across Lines (SIP)

This feature allows two or more calls on different lines of the same device to be joined by using the join operation. Applications can use the existing join API to perform the task. When the join across line happens, the consultation call on the different line on which the survival call does not reside will get cleared, and a CONFERENCED call that represents the consultation call will get created on the primary line where conference parent is created. This feature should have no impact when multiple calls are joined on the same line.

This feature is supported both on SCCP and SIP devices that can be controlled by CTI. In addition, this feature also supports chaining of conference calls on different lines on the same device. Also, a join across line can be performed on a non-controller (the original conference controller was on a different device then where the join is being performed) line.

This feature returns an error if one of the lines involved in the Join Across Lines is an intercom line.

**Interface Changes**

None.

**Message Sequences**

See [Join Across Lines](#), on page 915.

**Backwards Compatibility**

This feature is backward compatible.

## Line-Side Phones That Run SIP

TSP supports controlling and monitoring of TNP-based phones that are running SIP. Existing phones (7960 and 7940) that are running SIP cannot be controlled or monitored by the TSP and should not get included in the control list. Though the general behavior of a phone that is running is similar to a phone that is running SCCP not all TSP features get supported for phones that are running SIP.

CCiscoPhoneDevSpecificDataPassThrough functionality does not support on phones that are running SIP configured with UDP transport due to UDP limitations. Phones that are running SIP must be configured to use TCP (default) if the CCiscoPhoneDevSpecificDataPassThrough functionality is needed.

TSP application registration state for TNP phones that are running SIP with UDP as transport may not remain consistent to the registration state of the phone. TNP phone that are running SIP with UDP as transport may appear to be registered when application reports the devices as out of service. This may happen when CTIManager determines that Unified CM is down and puts the device as out of service, but, because of the inherent delay in UDP to determine the lost connectivity, phone may appear to be in service.

The way applications open devices and lines on phones that are running SIP remains the same as that of phone that is running SCCP. It is the phone that controls when and how long to play reorder tone. When a SIP phone gets a request to play reorder tone, the phone that is running SIP releases the resources from Unified CM and plays reorder tone. The call appears to be IDLE to a TSP application even though reorder tone is being played on the phone. Applications can still receive and initiate calls from the phone even when reorder tone plays on the phone. Because resources have been released on Unified CM, this call does not count against the busy trigger and maximum number of call counters.

When consult call scenario is invoked on the SIP, the order of new call event (for consult call) and on hold call state change event (for original call).

## Localization Infrastructure Changes

Beginning with Release 7.0(1), the TSP localization is automated. The TSP UI can download the new and updated locale files directly from a configured TFTP server location. As a result of the download functionality, Cisco TSP install supports only the English language during the installation.

During installation, the user inputs the TFTP server IP address. When the user opens the TSP interface for the **first time**, the TSP interface automatically downloads the locale files from the configured TFTP server and extracts those files to the resources directory. The languages tab in the TSP preferences UI also provides functionality to update the locale files.



### Note

To upgrade from Cisco Unified Communications Manager, Release 6.0(1) TSP to Cisco Unified Communications Manager, Release 7.0(1) TSP, you must ensure that Release 6.0(1) TSP was installed by using English. If Release 6.0(1) TSP is installed using any language other than English and if the user upgrades to Release 7.0(1) TSP, then the user must manually uninstall Release 6.0(1) TSP from Add/Remove programs in control panel and then perform a fresh install of Release 7.0(1) TSP.

### Interface Changes

None.

### Message Sequences

None.

### Backward Compatibility

Only English locale is packaged in Cisco TSP installer. The TSP UI downloads the locale files from the configured TFTP server. The end user can select the required and supported locale after the installation.

# Logical Partitioning

The Logical Partitioning feature restricts VoIP to PSTN calls and vice versa, based on the logical partitioning policy. Any request that interconnects a VOIP call to a PSTN call or vice versa in two different geographical locations fails and the error code is sent back to the applications.

The device, device pool, trunk, and gateway pages now provide configuration to select geo-location values and construction rules for geo-location strings.

A new enterprise parameter has been added for this feature with the following values:

- Name: Logical partitioning enabled
- Values: True or False
- Default: False

A new error code has been added for this feature: LINEERR\_INVALID\_CALL\_PARTITIONING\_POLICY 0xC000000C

## Interface Changes

There are no interface changes for this feature.

## Message Sequences

See [Logical Partitioning](#), on page 932.

## Backward Compatibility

This feature is backward compatible. To maintain earlier behavior, set the logical partitioning enabled parameter to **False**.

# Message Waiting Indicator Enhancement

The Message Waiting Indicator (MWI) feature enhancement enables the application to display the following information on the supported phones:

- Total number of new voice messages (normal and high priority messages)
- Total number of old voice messages (normal and high priority messages)
- Number of new high priority voice messages
- Number of old high priority voice messages
- Total number of new fax messages (normal and high priority messages)
- Total number of old fax messages (normal and high priority messages)
- Number of new high priority fax messages
- Number of old high priority fax messages

MWI also includes two CCiscoLineDevSpecific subclasses are added to enhance the MWI functionality. Similar to the existing setMessageWaiting operation, one MWI operation sets the summary information for

the controlled line, while the another MWI operation sets the message summary information on any line that is reachable by the controlled line, as defined by the configured calling search space of the controlled line.

### Interface Changes

See [Message Summary](#), on page 368 and [Message Summary Dirn](#), on page 370.

### Message Sequences

There are no message sequences for this feature.

### Backward Compatibility

This feature is backward compatible.

## Microsoft Windows Vista

Microsoft Windows Vista operating system supports Cisco TSP client with the following work around:

- Always perform the initial installation of the Cisco TSP and Cisco Unified Communications Manager TSP Wave Driver as a fresh install.
- If a secure connection to Cisco Unified Communications Manager is used, turn off/disable the Windows Firewall.
- If Cisco Unified Communications Manager TSP Wave Driver is used for inbound audio streaming, turn off/disable the Windows Firewall.

If Cisco Unified Communications Manager TSP Wave Driver is used for audio streaming, you must disable all other devices in the Sound, Video, and Game Controllers group.

## Monitoring Call Park Directory Numbers

Cisco TSP supports monitoring calls on lines that represent Cisco Unified Communications Manager Administration Call Park Directory Numbers (Call Park DN). Cisco TSP uses a device-specific extension in the LINEDEVCAPS structure that enables TAPI applications to differentiate Call Park DN lines from other lines. If an application opens a Call Park DN line, all calls that are parked to the Call Park DN are reported to the application. The application cannot perform any call-control functions on any of the calls at a Call Park DN.

In order to open Call Park DN lines, the Monitor Call Park DN's check box in the Cisco Unified Communications Manager Administration for the TSP user must be checked. Otherwise, the application will not see any of the Call Park DN lines upon initialization.

## Multiple Calls Per Line Appearance

The following topics describe the conditions of Line Appearance.

**Maximum Number of Calls**

The maximum number of calls per Line Appearance remains database configurable, which means that the Cisco TSP supports more than two calls per line on Multiple Call Display (MCD) devices. An MCD device comprises a device that can display more than two call instances per DN at any given time. For non-MCD devices, the Cisco TSP supports a maximum of two calls per line. The absolute maximum number of calls per line appearance equals 200.

**Busy Trigger**

In Cisco Unified CM, a setting, busy trigger, indicates the limit on the number of calls per line appearance before the Cisco Unified CM will reject an incoming call. Be aware that the busy trigger setting is database configurable, per line appearance, per cluster. The busy trigger setting replaces the old call waiting flag per DN. You cannot modify the busy trigger setting using the CiscoTSP.

**Call Forward No Answer Timer**

Be aware that the Call Forward No Answer timer is database configurable, per DN, per cluster. You cannot configure this timer using the CiscoTSP.

## New Cisco Media Driver

Cisco TSP now allows the application to use the new Cisco Media Driver (next generation Wave Driver). Cisco Media Driver provides applications with functions similar to the legacy kernel mode driver, has improved scalability, and supports latest Microsoft operating system releases.

Two additional device classes, ciscowave/in and ciscowave/out, have been introduced to support the new driver. These classes can be used in the lineGetID() to retrieve line-device identifiers for media devices associated with line when the new Cisco Media Driver is used for audio streaming. For more information, see [Cisco TSP Media Driver, on page 441](#).

**Interface Changes**

None

**Message Sequences**

None

**Backward Compatibility**

This feature is not backward compatible.

## Other-Device State Notification

TAPI specification does not have a provision to notify applications regarding state changes of non-opened devices. The Other-Device State Notification feature enhances Cisco TSP with that functionality. Using this feature, an application can assign devices that Cisco TSP should use to notify the application about non-opened device state changes.

Currently, Cisco TSP supports this feature only for line devices. An application can enable the feature on any open line device using a DEVSPECIFIC\_OTHER\_DEVICE\_STATE\_NOTIFY flag in

CCiscoLineDevSpecificSetStatusMsgs lineDevSpecific request. Cisco TSP then uses this line to deliver other-device state change notifications to the application. Notifications are sent in LINE\_LINEDEVSTATE message as follows:

```
LINE_LINEDEVSTATE
hDevice = (DWORD) hLine;
dwCallbackInstance = (DWORD) hCallback;
dwParam1 = (DWORD) LINEDEVSTATE_OTHER;
dwParam2 = (DWORD) CISCO_LINEDEVSTATE_OTHER_REASON_constant;
dwParam3 = (DWORD) dwLineDeviceId;
```

CiscoLineDevStateOtherReason enumeration defines all relevant values of the Param2 in this notification. Param3 contains the TAPI identifier of the line device for which the state has changed.

The other-device state notification is a supplementary mechanism that can be used by other features that provide the application with state change notifications for non-opened devices. For example, EM Memory Optimization uses this feature to notify an application when a line device becomes active or inactive as a result of EM login or logout.

### Interface Changes

CiscoLineDevStateOtherReason enumeration type provides details to LINEDEVSTATE\_OTHER and is passed to the application as dwParam2 in the LINE\_LINEDEVSTATE message

```
enum CiscoLineDevStateOtherReason
{
    CiscoLineDevStateOtherReason_Unknown = 0,
    CiscoLineDevStateOtherReason_OtherLineInactive,
    CiscoLineDevStateOtherReason_OtherLineActive,
    CiscoLineDevStateOtherReason_OtherLineCapsChange
};
```

DEVSPECIFIC\_OTHER\_DEVICE\_STATE\_NOTIFY flag in Set Status Messages, lineDevSpecific request must be used to enable other-device state notifications. For more information, see [Set Status Messages](#), on page 374.

### Message Sequences

See [Extension Mobility Memory Optimization Option](#), on page 787.

### Backward Compatibility

The other-device state notification is a supplementary feature intended to be used by other features that require to provide the application with state change notifications for non-opened devices. Its backward compatibility should be considered in a context of a specific feature. For more information, see [Extension Mobility Memory Optimization Option](#), on page 65.

## Park Monitoring

The Park Monitoring feature allows you to monitor the status of parked calls. This feature improves the user experience of retrieving the parked calls. When TAPI receives a parked call notification, a call representing the parked call is generated, and the call is set to CONNECTED INACTIVE state. The parked call is set to IDLE when it is retrieved or forwarded to Park Monitoring Forward No Retrieve Destination.

DEVSPECIFIC\_PARK\_STATUS event is sent when call is parked, reminded, retrieved, and aborted. LineDevSpecific SLDST\_SET\_STATUS\_MESSAGES are enhanced to allow the application to enable/disable DEVSPECIFIC\_PARK\_STATUS event.

When Cisco TSP receives the LINE\_PARK\_STATUS event for the newly parked call, Cisco TSP simulates a call for each of the newly parked call using the SubID received from the LINE\_PARK\_STATUS event, and notifies the application about the new parked call using the LINE\_NEWCALL event.

Cisco TSP uses LINE\_CALLSTATE event to notify changes in the park status to the application. The park status in the LINE\_CALLSTATE event can be one of the following:

- Parked -indicates a call is parked by the TSP monitored Cisco Unified IP phone.
- Retrieved -indicates a previously parked call is retrieved.
- Abandoned -indicates a previously parked call is disconnected while waiting to be retrieved.
- Reminder -indicates the park monitoring reversion timer for the parked call has expired.
- Forwarded -indicates the parked call has been forwarded to the configured Park Monitoring Forward No Retrieve destination, or if the FNR destination is not configured, the call is forwarded back to the parker.

When Cisco TSP receives the LINE\_PARK\_STATUS event, it maps the existing CALLINFO structure with the fields received from LINE\_PARK\_STATUS event. The application then retrieves the updated structure by invoking lineGetCallInfo.

The mapping of the fields in the LINE\_PARK\_STATUS event to the LINECALLINFO structure is as follows:

LINE_PARK_STATUS	LINECALLINFO--	Description
LineHandle	hline	Identifies the line handle to which this message applies
GCID	dwcallid	Identifies the global call handle to which this message applies.
TransactionID	dwRedirectingName	A unique ID that identifies a particular parked call
CallReason	dwReason	Identifies the call reason.
Park Status	dwBearerMode	Parked, retrieved, abandoned, reminder, forwarded -indicates the status of the parked call.
ParkSlotDN	dwCallerID	The park slot DN.
ParkSlotPartition	dwCallerIDName	The partition of the park slot DN.
ParkedPartyDN	dwCalledID	The parked party DN.
ParkedPartyPartition	dwCalledIDName	The partition of the parked party DN.

To maintain the existing behavior of the Park feature for the Cisco Unified IP Phones running SIP, you can set the value of the Park Monitoring Forward No Retrieve Destination timer equal to the existing Call Park Duration timer and leave the Park Monitoring Forward No Retrieve Destination blank.

To override the Park Monitoring feature for the Cisco Unified IP Phones running SIP, turn off the DEVSPECIFIC\_PARK\_STATUS message flag by using the lineDevSpecific SLDST\_SET\_STATUS\_MESSAGES request.

### Interface Changes

See [Set Status Messages](#), on page 374.

### Message Sequences

See [Park Monitoring](#), on page 945.

### Backward Compatibility

This feature is backward compatible.

## Partition

The CiscoTSP support of this feature will provide Partition support information. Prior to release 5.1, CiscoTSP only reported partial information about the DNs to the applications in that it would report the numbers assigned but not the information about the partitions with which they were associated.

Thus, if a phone has two lines that are configured with same DNs – one in Partition P1 and the other in P2, a TSP application would cannot distinguish between these two and consequently open only one line of these two.

CiscoTSP provides the partition information about all DNs to the applications. Thus, the preceding limitation gets overcome and applications can distinguish between and open two lines on a device, which share the same DN but belong to different partitions.

TSP applications can query for LINEDEVCAPS where the partition information is stored in the devSpecific portion of the structure. The application will receive the partition information for the CallerID, CalledID, ConnectedID, RedirectionID, and RedirectingID in a call. This is provided as a part of DevSpecific Portion of the LINECALLINFO structure.

Also, the partition information of the Call Park DN at which the call was parked is also sent to the applications. The value of the partition information is sent to applications in ASCII format.



**Note**

## Password Expiry Notification

The password expiry notification notifies the user about the password expiry date and provides the specific reason for the initialization failure if the password is already expired or the account is locked. The user can create a credential policy and associate the same with user password credentials.

After the CiscoTSP application is started, the password expiry notification appears. This information appears only once, when the application is initially loaded, and will not be updated periodically.

If the application is already started and second application begins, the password expiry notification will not appear again because the application is already loaded.

CiscoTSP notifies the user about the password expiry as follows:

Popup message from CiscoTSP notifier: **Unified CM TSP initialization Success -Password will Expire in Days : 9**

Application Event Log message: **Information : Password will Expire in [9] Days**

## Password Expired

The CiscoTSP initialization fails and a message is displayed if the password is expired.

The password of a user with Credential Policy configured can expire for any of the following reasons:

- User did not reset the password before the password expiry date.
- Credential Policy was not reconfigured to increase the number of days until password expiry.

Expired Password can be reset by either the administrator or the user.

CiscoTSP notifies the user about the expired password as follows:

Popup message from CiscoTSP notifier: **Unified CM TSP initialization failed -Password has Expired, Please RESET Password**

Application Event Log message: **ERROR : Provider Open Failed as Password is expired. User can RESET the Password**

Popup message from CiscoTSP notifier: **Unified CM TSP initialization failed -Password has Expired, User cannot RESET the Password, Please contact ADMIN**

Application Event Log message: **ERROR : Provider Open Failed as Password is expired. User cannot RESET the Password, Please contact ADMIN**

## Account Lock

A user account gets locked in any of the following conditions:

- Threshold number of incorrect logins is exceeded. This appears as **Failed Logon** in the user credential page.
- Administrator has locked the user account.
- Credential has not been used in a number of days as specified on the user credential page and the account is locked due to inactivity. This appears as **Inactive Days Allowed** on the user credential page.

CiscoTSP notifies the user about the initialization failure as follows:

Popup message from CiscoTSP notifier: **Unified CM TSP initialization failed -Account is LOCKED.**

Application Event Log message: **ERROR: Provider Open Failed as User Account is LOCKED.**

**Interface Changes**

No interface changes.

**Message Sequences**

There are no message sequences.

**Backward Compatibility**

Feature is backward compatible.

## Privacy Release

The Cisco Unified Communications Manager Privacy Release feature allows the user to dynamically alter the privacy setting. The privacy setting affects all existing and future calls on the device. Cisco Unified TSP does not support the Privacy Release feature.

## Redirect and Blind Transfer

The Cisco Unified TSP supports several different methods of Redirect and Blind Transfer. This section outlines the different methods as well as the differences between methods.

### lineRedirect

This standard TAPI lineRedirect function redirects calls to a specified destination. The Calling Search Space and Original Called Party that Cisco Unified TSP uses for this function follows:

- Calling Search Space (CSS) — Uses CSS of the CallingParty (the party being redirected) for all cases unless the call is in a conference or a member of a two-party conference where it uses the CSS of the RedirectingParty (the party that is doing the redirect).
- Original Called Party — Not changed.

### lineDevSpecific -redirect reset Original Called ID

This function redirects calls to a specified destination while resetting the Original Called Party to the party that is redirecting the call. The Calling Search Space and Original Called Party that Cisco Unified TSP uses for this function follow:

- Calling Search Space (CSS) — Uses CSS of the CallingParty (the party being redirected).
- Original Called Party — Set to the RedirectingParty (the party that is redirecting the call).

## lineDevSpecific -redirect set Original Called ID

This function redirects calls to a specified destination while allowing the application to set the Original Called Party to any value. The Calling Search Space and Original Called Party that Cisco Unified TSP uses for this function follow:

- Calling Search Space (CSS) — Uses CSS of the CallingParty (the party being redirected).
- Original Called Party — Set to the preferredOriginalCalledID that the lineDevSpecific function specifies.

You can use this request to implement the Transfer to Voice Mail feature (TxToVM). Using this feature, applications can transfer the call on a line directly to the voice mailbox on another line. You can achieve TxToVM by specifying the following fields in the above request: voice mail pilot as the destination DN and the DN of the line to whose voice mail box the call is to be transferred as the preferredOriginalCalledID.

## lineDevSpecific -redirect FAC CMC

This function redirects calls to a specified destination that requires either a FAC, CMC, or both. The Calling Search Space and Original Called Party that Cisco Unified TSP uses for this function follow:

- Calling Search Space (CSS) — Uses CSS of the CallingParty (the party being redirected).
- Original Called Party — Not changed.

## lineBlindTransfer

Use the standard TAPI lineBlindTransfer function to blind transfer calls to a specified destination. The Calling Search Space and Original Called Party that Cisco Unified TSP uses for this function follow:

- Calling Search Space (CSS) — Uses CSS of the TransferringParty (the party that is transferring the call).
- Original Called Party — Set to the TransferringParty (the party that is transferring the call).

## lineDevSpecific -blind transfer FAC CMC

This function blind transfers calls to a specified destination that requires a FAC, CMC, or both. The Calling Search Space and Original Called Party that Cisco Unified TSP uses for this function follow:

- Calling Search Space (CSS) — Uses CSS of the TransferringParty (the party that is transferring the call).

Original Called Party — Set to the TransferringParty (the party that is transferring the call).

## Refer and Replaces for Phones That Are Running SIP

As part of CTI support for phones that are running SIP, TSP will support new SIP features Refer and Replaces. Refer, Refer with Replaces, Invite with Replaces represent different mechanisms to initiate different call control features. For example, Refer with Replaces in SIP terms can be translated to Transfer operation in Unified CM. Invite with Replaces can be used for Pickup call feature across SIP trunks. TSP will support event handling corresponding to the features that are initiated by Unified CM phones that are running SIP / third party phones that are running SIP. TSP will not support Refer / Replaces request initiation from the API. Because TAPI does not have Refer/Replaces feature related reason codes defined, the standard TAPI reason will be LINECALLREASON\_UNKNOWN. TSP will provide new call reason to user as part of LINE\_CALLINFO::dwDevSpecificData if the application negotiated extension version greater or equal to 0x00070000.

For In-dialog refer, TSP places Referrer in LINECALLSTATE\_UNKNOWN | CLDSMT\_CALL\_WAITING\_STATE call state with extended call reason as CtiCallReasonRefer. This helps present the Referrer's call leg such that applications cannot call any other call functions on this call. Any request on this call when it is in LINECALLSTATE\_UNKNOWN | CLDSMT\_CALL\_WAITING\_STATE will return an error as LINEERR\_INVALIDCALLSTATE.

The Referrer must clear this call after the Refer request is initiated. If Referrer does not drop the call, Refer feature will clear this call if the refer is successful. LINECALLSTATE\_IDLE with extended reason as CtiCallReasonRefer will get reported.

If Referrer does not drop the call and if Refer request fails (For example, Refer to target is busy), refer feature will restore the call between Referrer and Referee.

With Unified CM Phones that are running SIP, Unified CM makes all the existing call features transparent such that applications will get the existing events when the phone invokes a SIP feature whose behavior matches with the existing feature of Unified CM. For example, when Refer with Replaces is called by a phone that runs SIP (with both primary and secondary/consult call legs on same SIP line) within Unified CM cluster, all the events will get reported the same as Transfer feature.

## Secure Conference

Prior to release 6.0(1), the security status of each call matched the status for the call between the phone and its immediately connected party, which is a conference bridge in the case of a conference call. No secured conference resource existed, so secure conference calls were not possible.

Release 7.0(1) supports a secured conference resource to enable secure conference. The Secure Conference feature lets the administrator configure the Conference bridge resources with either a non-secure mode or an encrypted signaling and media mode. If the bridge is configured in encrypted signaling and media mode, the Conference Bridge will register to Cisco Unified Communications Manager as a secure media resource. This enables the user to create a secure conference session. When the media streams of all participants who are involved in the conference are encrypted, the conference exists in encrypted mode. Otherwise, the conference exists in non-secure mode.

The overall conference security status depends on the least-secure call in the conference. For example, suppose parties A (secure), B (secure), and C (non-secure) are in a conference. Even though the conference bridge can support encrypted sRTP and is using that protocol to communicate with A and B, C remains a non-secure phone. Thus, the overall conference security status is non-secure. Even though the overall conference security status is non-secure, because a secure conference bridge was allocated, all secure phones (in this case, A and B) will receive sRTP keys. TSP informs each participant about the overall call security status. The system

provides the overall call security level of the conference to the application in the DEVSPECIFIC portion of LINECALLINFO to indicate whether the conference call is encrypted or non-secure.

The Secure Conference feature uses four fields to present the call security status:

```
DWORD CallSecurityStatusOffset;
DWORD CallSecurityStatusSize;
DWORD CallSecurityStatusElementCount;
DWORD CallSecurityStatusElementFixedSize;
```

The offset will point to following structure:

```
typedef struct CallSecurityStatusInfo
{
    DWORD CallSecurityStatus;
} CallSecurityStatusInfo;
```

The system updates LINECALLINFO whenever the overall call security status changes during the call because a secure or non-secure party joins or leaves the conference.

A conference resource gets allocated to the conference creator based on the creator security capability. If no conference resource with the same security capability is available, the system allocates a less-secure conference resource to preserve existing functionality.

When a shared line is involved in the secure conference, the phone that has its line in RIU (remote in use) mode will not show a security status for the call. However, TSP exposes the overall security status to the application along with other call information for the inactive call. This means that TSP also reports the OverallSecurityStatus to all RIU lines. The status will match what is reported to the active line. Applications can decide whether to expose the information to the end user.

## Secure RTP

The secure RTP (SRTP) feature allows Cisco TSP to report SRTP information to application as well as allow application to specify SRTP algorithm IDs during device registration. The SRTP information that Cisco TSP provides will include master key, master salt, algorithmID, isMKIPresent, and keyDerivation. To receive those key materials, administrator needs to configure TLS Enabled and SRTP Enabled flag in Cisco Unified Communications Manager Admin User windows and establish TLS link between TSP and CTIManager.

Besides, during device registration, application can provide SRTP algorithm IDs for CTI port and CTI Route Point in case of media termination by application. Application should use new Cisco extension for Line\_devSpecific -CciscoLineDevSpecificUserSetSRTPAlgorithmID to set supported SRTP algorithm IDs after calling LineOpen with 0x80070000 version or higher negotiated, then followed by either CCiscoLineDevSpecificUserControlRTPStream or CciscoLineDevSpecificPortRegistrationPerCall to allow TSP to open device on CTI Manager.

When call arrives on an opened line, TSP will send LINE\_CALLDEVSPECIFIC event to application with secure media indicator; then, application should query LINECALLINFO to get detail SRTP information if SRTP information is available. The SRTP information resides in the DevSpecific portion of the LINECALLINFO structure.

In case of mid-call monitoring, Cisco TSP will send LINE\_CALLDEVSPECIFIC with secure media indicator, however there will be no SRTP information available for retrieval under this scenario. The event is only sent upon application request via PhoneDevSpecific with CPDST\_REQUEST\_RTP\_SNAPSHOT\_INFO message type.

To support SRTP that is using static registration, a generic mechanism for delayed device/line now exists. The following ones apply:

- Extension version bit SELSIUSTSP\_LINE\_EXT\_VER\_FOR\_DELAYED\_OPEN = 0x40000000
- CiscoLineDevSpecificType -SLDST\_SEND\_LINE\_OPEN
- CCiscoLineDevSpecific -CciscoLineDevSpecificSendLineOpen

If application negotiates with 0x00070000 in lineOpen against CTI port, TSP will do LineOpen/DeviceOpen immediately. If application negotiates with 0x40070000 in LineOpen against CTI port, TSP will delay the LineOpen/DeviceOpen. Application can specify SRTP algorithm ID by using CciscoLineDevSpecificUserSetSRTPAlgorithmID (SLDST\_USER\_SET\_SRTP\_ALGORITHM\_ID). However, to trigger actual device/line open in TSP, application needs to send CciscoLineDevSpecificSendLineOpen(SLDST\_SEND\_LINE\_OPEN)

If application negotiates with 0x80070000 in LineOpen against CTI port/RP, TSP will delay the LineOpen/DeviceOpen until application specifies media information in CCiscoLineDevSpecific; however, application can use CciscoLineDevSpecificUserSetSRTPAlgorithmID (SLDST\_USER\_SET\_SRTP\_ALGORITHM\_ID) to specify SRTP algorithm ID before specifying the media information.

If application negotiates with 0x40070000 in LineOpen against RP, TSP should fail CciscoLineDevSpecificUserSetSRTPAlgorithmID (SLDST\_USER\_SET\_SRTP\_ALGORITHM\_ID) request because RP should have media terminated by application.

Currently, the SELSIUSTSP\_LINE\_EXT\_VER\_FOR\_DELAYED\_OPEN bit only gets used on CTI port when TSP Wave Driver is used to terminate media. Under conference scenario, the SRTP information gets stored in conference parent call for each party. An application that negotiates with correct version and is interested in the SRTP information in a conference scenario should retrieve the SRTP information from CONNECTED call of the particular conference party.

### Backward Compatibility

CCiscoLineDevSpecific extension

CciscoLineDevSpecificUserSetSRTPAlgorithmID is defined.

CCiscoLineDevSpecific extension CciscoLineDevSpecificSendLineOpen is defined. An extra LINE\_CALLDEVSPECIFIC event gets sent if negotiated version of application supports this feature while keeping existing LINE\_CALLDEVSPECIFIC for reporting existing RTP parameters.

Wave driver (media terminating endpoint) uses the strip\_policy to create a crypto context. It should match the encrypt and decrypt packets sent/received by IPPhones/CTIPorts. Phone uses one hardcoded srtp\_policy for all phone types including phones that are using SIP.

```
policy->cipher_type = AES_128_ICM;
policy->cipher_key_len = 30;
policy->auth_type = HMAC_SHA1;
policy->auth_key_len = 20;
policy->auth_tag_len = 4;
policy->sec_serv = sec_serv_conf_and_auth;
```

**Note**

Applications should not store key material and must use the proper security method to ensure confidentiality of the key material. Applications must clear the memory after key information is processed. Be aware that applications are subject to export control when they provide mechanism to encrypt the data (SRTP). Applications should get export clearance for that.

## Presentation Indication

### Secure TLS

Establishing secure connection to CTIManager involves application user to configure more information through Cisco TSP UI. This information will help TSP to create its own client certificate. This certificate is used to create a mutually authenticated secure channel between TSP and CTIManager.

TSP UI adds a new tab called Security and the options that are available on this tab follows:

- Check box for Secure Connection to CTIManager: If checked, TSP will connect over TLS CTIQBE port (2749); otherwise, TSP will connect over CTIQBE port (2748).
- Default setting specifies non secure connection and the setting will remain unchecked.

Ensure that the security flag for the TSP user is enabled through Cisco Unified Communications Manager Administration as well. CTIManager will perform a verification check whether a user who is connecting on TLS is allowed to have secure access. CTIManager will allow only security enabled users to connect to TLS port 2749 and only non secure users to connect to CTIQBE port 2748.

The user flag to enable security depends on the cluster security mode. If cluster security mode is set to secure, user security settings will have a meaning; otherwise, the connection has to be non secure. If secure connection to CTIManager is checked, the following settings will get enabled for editing.

- CAPF Server: CAPF server IP address from which to fetch the client certificate.
- CAPF Port: (Default 3804) – CAPF Server Port to connect to for Certificate download.
- Authorization Code (AuthCode): Required for Client authentication with CAPF Server and Private Key storage on client machine.
- Instance ID(IID): Each secure connection to CTIManager must have its own certificate for authentication. With the restriction of having a distinct certificate per connection, CAPF Server needs to verify that the user with appropriate AuthCode and IID is requesting the certificate. CAPF server will use AuthCode and IID to verify the user identity. After CAPF server provides a certificate, it clears the AuthCode to make sure only one instance of an app requests a certificate based on a single AuthCode. CCM admin will allow user configuration to provide multiple IID and AuthCode.
- TFTP Server: TFTP server IP address to fetch the CTL file. CTL, which file is required to verify the server certificate, gets sent while mutually authenticating the TLS connection.
- Check box to Fetch Certificate: This setting is not stored anywhere, instead only gets used to update the Client certificate when it is checked and will get cleared automatically.

- **Number of Retries for Certificate Fetch:** This indicates the number of retries TSP will perform to connect to CAPF Server for certificate download in case an error. (Default -0) (Range – 0 to 3)
- **Retry Interval for Certificate Fetch:** This will be used when the retry is configured. It indicates the (secs) for which TSP will wait during retries. (Default – 0) (Range – 0 to 15)

Because user is not expected to update the client certificate every time it changes, TSP UI will pop up a message when this box is checked by user that says “This will trigger a certificate update. Please make sure that you really want to update the TSP certificate now.” This will ensure that if user selects this check box in an error. TSP will fail to establish a secure connection to CTIManager if a valid certificate cannot be obtained. Each secure connection to CTIManager needs to have a unique certificate for authentication.

If an application tries to create more than one Provider simultaneously with the same certificate or when a session with the same certificate already exists/is open, CTI Manager disconnects both providers. TSP will try reconnecting to CTIManager to bring the provider in service. However, if both providers continuously try to connect by using the same duplicated certificate, both providers will be closed after a certain number of retries, and the certificate will be marked as compromised by CTIManager on Unified CM server. The number of retries after which the certificate should be marked as compromised is configurable from the CTIManager Service Parameter CTI InstanceId Retry Count. CTI manager rejects further attempt to open provider with the certificate that is compromised. In this case, the CAPF profile of the compromised certificate should be deleted and a new CAPF Profile must be created for the user. The new CAPF profile for the user should use new instance ID. Otherwise, the old certificate, which was compromised previously, can be used again.

A new error code, TSPERR\_INIT\_CERTIFICATE\_COMPROMISED, with value as 0x00000011 where TSPERR\_UNKNOWN is 0x00000010 now exists. Application should not have checks like “if (err < TSPERR\_UNKNOWN)” because error codes exists that have a value greater than that.

When TLS is used, the initial handshake will be slow as expected due to heavy use of public key cryptography. After the initial handshake is complete and the session is established, the overhead gets significantly reduced. The following profiling result applies on ProviderOpen for both secure and non-secure CTI connection.

Controlled Devices	Type of CTI Connection	Duration on ProviderOpen	Duration on OpenAllLines	Comments
0	Non-Secure	1 sec 382 ms	N/A	
	Secure	4 sec 987 ms	N/A	With certificate retrieval.
	Secure	3 sec 736 ms	N/A	
100	Non-secure	1 sec 672 ms	3 sec 164ms	
	Secure	5 sec 758 ms	3 sec 445ms	
2500	Non-Secure	29 sec 513 ms	3 min 26 sec 728 ms	
	Secure	34 sec 219 ms	3 min 26 sec 928 ms	

# Secured Monitoring and Recording

This feature enhances the ability to monitor or record calls in a secure environment. In Cisco Unified Communications Manager (Cisco Unified CM), Release 8.0(1), Cisco Unified CM software has been enhanced to enable call monitoring and recording in a secure environment. So, secured calls can be monitored and recorded.

The recording and monitoring session is created in a secure mode only when the Supervisor/Recording Device and the Agent has secure capabilities. Recording/Monitoring request is successful only when the Supervisor/Recording Device has higher than or meets the security capabilities of the Agent.

TransactionID, which is unique for each monitoring session, is exposed to the application in Call Attribute information, DevSpecific part of Call Info for the call on supervisor and agent.

If the Silent Monitoring session is toned down when the Supervisor Security capabilities do not meet or exceed the capabilities of the agent, LINE\_DEVSPECIFIC event is delivered with Param1 = SLDSMT\_MONITORING\_TERMINATED indicating the Monitoring Terminated event and Param2 = TransactionID of the call that is terminated.

To receive the Monitoring Terminated event, the DEVSPECIFIC\_SILENT\_MONITORING\_TERMINATED message flag must be set in applications by using the lineDevSpecific SLDST\_SET\_STATUS\_MESSAGES request.

The application has to determine the monitoring session to be terminated based on the TransactionID that TSP exposes in LINE\_DEVSPECIFIC Event for the Monitoring Session Terminated Event:

- Monitoring Terminated event is delivered to the original supervisor that initiated the Monitoring session and is longer present in monitoring the call.
- Recording: Cisco Unified CM does not support recording on Authenticated devices and also when the Recording device is authenticated.
- If the application monitors the Customer, Agent and Supervisor lines after Monitoring/Recording sessions start, CallReason will be LINECALLREASON\_UNKNOWN for direct calls from the customer to the agent. CallReason will be LINECALLREASON\_DIRECT for the monitored call on Supervisor as CTI reports the CallReason = CtiReasonSilentMonitoring/ CtiReasonRecording for respective Feature.



## Note

CallAttribute information in devspecific part of callInfo for a call on Supervisor is not cleared when the agent drops the call, in case the Monitored call is being conferenced by two Supervisors.

## Interface Changes

New error Code – LINEERR\_SECURITY\_CAPABILITIES\_MISMATCH 0xC000000E

Existing Cause Code – LINEDISCONNECTMODE\_INCOMPATIBLE 0x00000400

New LINE\_DEVSPECIFIC message Type -SLDSMT\_MONITORING\_TERMINATED. For more information, see [Silent Monitoring Session Terminated Event](#), on page 437.

New LineDevSpecificSetStatusMessage Flag -DEVSPECIFIC\_SILENT\_MONITORING\_TERMINATED. For more information, see [Set Status Messages](#), on page 374.

In the CallAttributeInfo\_ExtA0 field, LINECALLINFO::DEVSPECIFIC added the TransactionID field. For more information, see [Details](#).

### Message Sequences

See [Secure Monitoring and Recording](#), on page 995.

## Select Calls

The Select softkey on IP phones lets a user select call instances to perform feature activation, such as transfer or conference, on those calls. The action of selecting a call on a line locks that call, so it cannot be selected by any of the shared line appearances. Pressing the “Select” key on a selected call will deselect the call.

Cisco Unified TSP does not support the “Select” function to select calls because all transfer and conference functions contain parameters that indicate on which calls the operation should be invoked.

Cisco Unified TSP supports the events that a user who selects a call on an application-monitored line causes. When a call on a line is selected, all other lines that share the same line appearance will see the call state change to `dwCallState = CONNECTED` and `dwCallStateMode = INACTIVE`.

## Conference Changes

## Transfer Changes

## Set the Original Called Party Upon Redirect

Two extensions enable setting the original called party upon redirect as follows:

- `CCiscoLineDevSpecificRedirectResetOrigCalled`
- `CCiscoLineDevSpecificRedirectSetOrigCalled`

See [lineDevSpecific](#), on page 155 for more information.

## Shared Line Appearance

Cisco Unified TSP supports opening two different lines that each share the same DN. Each of these lines represents a Shared Line Appearance.

The Cisco Unified Communications Manager allows multiple active calls to exist concurrently on each of the different devices that share the same line appearance. The system still limits each device to, at most, one active call and multiple hold or incoming calls at any given time. Applications that use the Cisco Unified TSP to monitor and control shared line appearances can support this functionality.

If a call is active on a line that is a shared line appearance with another line, the call appears on the other line with the `dwCallState = CONNECTED` and the `dwCallStateMode = INACTIVE`. Even though the call party information may not display on the actual IP phone for the call at the other line, Cisco Unified TSP still reports the call party information on the call at the other line. This gives the application the ability to decide whether to block this information. Also, the system does not allow call control functions on a call that is in the `CONNECTED INACTIVE` call state.

Cisco Unified TSP does not support shared lines on CTI Route Point devices.

In the scenario where a line is calling a DN that contains multiple shared lines, the `dwCalledIDName` in the `LINECALLINFO` structure for the line with the outbound call may be empty or set randomly to the name of one of the shared DNs. The reason for this should be obvious as Cisco Unified TSP and the Cisco Unified Communications Manager cannot resolve which of the shared DN's you are calling until the call is answered.

## Silent Install

The Cisco TSP installer supports silent install, silent upgrade, and silent reinstall from the command prompt. Users do not see any dialog boxes during the silent installation.

## Silent Monitoring

Silent monitoring is a feature that enables a supervisor to listen to a conversation between an agent and a customer without the agent detecting the monitoring session. TSP provides monitoring type in line `DevSpecific` request for applications to monitor calls on a per call basis. Both monitored and monitoring party have to be in controlled list of the user.

The Application is required to send permanent `lineID`, monitoring `Mode` and `toneDirection` as input to `CCiscoLineDevSpecificStartCallMonitoring`. Only silent monitoring mode is supported and the supervisor cannot talk to the agent.

The Application can specify if a tone should be played when monitoring starts. `ToneDirection` can be none (no tone played), local (tone played to Agent only), remote (tone played to Customer and Supervisor), both local and remote (tone played to agent, customer, and supervisor).

```
enum PlayToneDirection
{
    PlayToneDirection_LocalOnly = 0,
    PlayToneDirection_RemoteOnly,
    PlayToneDirection_BothLocalAndRemote,
    PlayToneDirection_NoLocalOrRemote
};
```

Monitoring of a call which is in connected state on that line will start if the request is successful. This will result in a new call between supervisor and agent. However, the call will be automatically answered with Built-in Bridge (BIB) and agent is not be aware of the call. The call established between supervisor and agent will be one-way audio call. Supervisor will get the mixed stream of agent and customer voices. The application can only invoke the monitoring session for a call after it becomes active.

TSP will send `LINE_CALLDEVSPECIFIC (SLDSMT_MONITORING_STARTED)` event to the agent call when supervisor starts monitoring the call. TSP will provide monitored party's call attribute information (deviceName, DN, Partition) to the monitoring party in `DEVSPECIFIC` portion of `LINECALLINFO` after monitoring has started. Similarly, TSP will provide monitoring party's call attribute information (deviceName, DN, Partition) to the monitored party in `devspecific` data of `LINECALLINFO` after monitoring has started.

The monitoring session will be terminated when the agent-customer call is ended by either the agent or the customer. The supervisor can also terminate the monitoring session by dropping the monitoring call. TSP will inform agent by sending `LINE_CALLDEVSPECIFIC (SLDSMT_MONITORING_ENDED)` when supervisor drops the call. The event will not be sent if monitoring session has been ended after agent dropped the call.

## SIP URL Address

As part of CTI support for phones that are using SIP, TSP will expose SIP URL that is received in Device/Call event that is received from CTIManager. The SIP URL will get presented for each corresponding party in extended call information structure of `LINE_CALLINFO::dwDevSpecificData`.

When a SIP trunk is involved in a call, the DN may not get presented in party information. Application then needs to consider SIP URL information under this call scenario for information.

TSP will provide SIP URL information to user as part of `LINE_CALLINFO::dwDevSpecificData` if the application negotiated extension version greater than or equal to 0x00070000.

CTI phones that are running SIP support the following features or functions:

- Call Initiate
- Call Answer
- Call Close/Disconnect
- Consult Transfer
- Direct Transfer
- Call Join
- Conference
- Hold/unhold
- Line Dial
- Redirect
- lineDevSpecific (SLDST\_MSG\_WAITING)
- lineDevSpecific (SLDST\_MSG\_WAITING\_DIRN)

## Presentation Indication

## Change Notification of SuperProvider and CallPark DN Monitoring Flags

## Super Provider

The Super Provider functionality allows a TSP application to control any CTI controllable device in the system (IP Phones, CTI Ports, CTI Route Points etc). The TSP application has to have an associated list of devices that it can control. It cannot control any devices that are outside of this list. However, certain applications would want to control a large number (possibly all) of the CTI controllable devices in the system. Super

Provider enables the administrator to configure a CTI application as a “Super-Provider.” This will mean that particular application can control absolutely any CTI controllable device in the system.

Previously, the Super Provider functionality was never exposed to TSP apps, that is the TSP application needed to have the device in the controllable list. In this release, TSP apps can control any CTI controllable device in the CallManager system. The Super-Provider apps need to explicitly “Acquire” the device before opening them.

TSP exposes new interfaces to the apps to explicitly Acquire/Deacquire any device in the system. The device information will be fetched for the explicitly acquired device using the SingleGetInfoFetch API exposed via QBE by CTI. Later, TSP will fetch the line information for this device using the LineInfoFetch API. The lines of this device are reported to the app using the LINE\_CREATE/PHONE\_CREATE events.

The apps can explicitly 'De-Acquire' the device. After the device is successfully de-acquired, TSP will fire LINE\_REMOVE/PHONE\_REMOVE events to the apps.

TSP also supports Change Notification of Super-Provider flag. If the administrator has configured a User as a Super-Provider in the admin pages, then the status of this is changed and the user is no more a Super-Provider, then CTI will inform the same to TSP in ProviderUserChangedEvent.

If any device had been explicitly acquired and opened in super-provider mode, then TSP will fire PHONE\_REMOVE/LINE\_REMOVE to the app indicating that the device/line is no more available for the app to use.

In this release, TSP supports change notification of CallParkDN Monitoring as well. Say, the user has been configured to allow monitoring of CallParkDN in the admin pages, now the status of this flag is disabled. Then TSP will fire LINE\_REMOVE for the CallParkDNs.

Say, initially the CallParkDN Monitoring is disabled, now the status is changed to enabled, then TSP will fetch all the CallParkDNs from CTI and fire LINE\_CREATE for each of the CallParkDNs.

## SuperProvider

SuperProvider functionality allows a TSP application to control any CTI-controllable device in the system (IP Phones, CTI Ports, CTI Route Points and so on). Normally, a TSP application must have an associated list of devices that it can control. It cannot control any devices that are outside this list; however, certain applications would want to control a large number (possibly all) the CTI controllable devices in the system.

SuperProvider functionality enables the administrator to configure a CTI application as a SuperProvider. This will mean that particular application can control absolutely any CTI controllable device in the system.

The SuperProvider functionality never gets exposed to TSP apps; that is, TSP application needed to have the device in the controllable list. In release 5.1 and later, TSP apps can control any CTI-controllable device in the Unified CM system.

The SuperProvider apps need to explicitly acquire the device before opening them. TSP exposes new interfaces to the apps to explicitly Acquire/Deacquire any device in the system. The device information is fetched for the explicitly acquired device by using the SingleGetInfoFetch API exposed via QBE by CTI. Later, TSP will fetch the line information for this device by using the LineInfoFetch API. The lines of this device are reported to the app by using the LINE\_CREATE/PHONE\_CREATE events.

The apps can explicitly 'De-Acquire' the device. After the device is successfully de-acquired, TSP will fire LINE\_REMOVE/PHONE\_REMOVE events to the apps.

TSP also supports Change Notification of “Super-Provider” flag. If the administrator has configured a User as a “Super-Provider” in the Unified CM Administration, the status of this changes and the user no longer represents a Super-Provider, then CTI will inform TSP in ProviderUserChangedEvent. If any device had been

explicitly acquired and opened in super-provider mode, TSP will fire PHONE\_REMOVE/LINE\_REMOVE to the app and indicates that the device/line is no longer available for the app to use.

In release 5.1 and later, TSP supports change notification of CallParkDN Monitoring as well. If the user has been configured to allow monitoring of CallParkDN in the Unified CM Administration, the status of this flag is disabled. Then TSP will fire LINE\_REMOVE for the CallParkDNs.

If the CallParkDN Monitoring is disabled, the status changes to enabled, TSP fetches all the CallParkDNs from CTI and fire LINE\_CREATE for each of the CallParkDNs.

## Support for Cisco Unified IP Phone 6900 and 9900 Series

In this release, CiscoTSP exposes Max Calls, Busy Trigger / Line Label, Line Instance, and Voice Mail Pilot Number in LineDevCap::DevSpecific interface.

TSP handles new device information -Device IP Address (IPv4 and IPv6) and NewCallRollOver/Consult call rollover/Join/DT/JAL/DTAL flag. This device information is kept in Device object and exposed through PhoneDevCap::DevSpecific, and also be exposed to Line App through LineDevCap::DevSpecific.

For NewCallRollOver/Consult call rollover/Join/DT/JAL/DTAL flag, there are two sets of information representing device setting and application behavior.

TAPI reports any change in the information above through LineDevSpecific event or PhoneDevSpecific event:

- Max Calls

TAPI exposes Max Calls information in MaxCalls field of LineDevCaps::DevSpecific

When the information changes, TSP reports the LineDevSpecific event with param1 = SLDSMT\_LINE\_PROPERTY\_CHANGED, param2 has LPCT\_MAX\_CALLS bit on.

- Busy Trigger

TAPI exposes busy trigger information in BusyTrigger field of LineDevCaps::DevSpecific

When the information changes, TSP reports LineDevSpecific event with param1 = SLDSMT\_LINE\_PROPERTY\_CHANGED, param2 has LPCT\_BUSY\_TRIGGER bit on.

- Line Instance ID

TAPI exposes Line Instance ID (Line Button number) of the line configured on the device in LineInstanceNumber of LineDevCaps::DevSpecific

When the information changes, TSP reports LineDevSpecific event with param1 = SLDSMT\_LINE\_PROPERTY\_CHANGED, param2 has LPCT\_LINE\_INSTANCE bit on.

- Line Label

TAPI exposes Label of the line in LineLabelASCII and LineLabelUnicode field of LineDevCaps::DevSpecific

When the information changes, TSP reports LineDevSpecific event with param1 = SLDSMT\_LINE\_PROPERTY\_CHANGED, param2 has LPCT\_LINE\_LABEL bit on.

- Voice Mail Pilot

TAPI exposes Voice Mail Box Pilot configured on the line in VoiceMailPilotDN field of LineDevCaps::DevSpecific

When the information changes, TSP reports LineDevSpecific event with param1 = SLDSMT\_LINE\_PROPERTY\_CHANGED, param2 has LPCT\_VOICEMAIL\_PILOT bit on.

- Registered Device IP address and IP address mode

TAPI exposes registered IP Address (IPv4 and IPv6) of the device in RegisteredIPv4Address and RegisteredIPv6Address fields of PhoneDevCaps::DevSpecific interface as well as in RegisteredIPv4Address and RegisteredIPv6Address fields of LineDevCaps::DevSpecific interface. Along with registered IP address, RegisteredIPAddressMode interface indicates whether the device is registered with IPv4, IPv6 or dual stack. If the device is unregistered, the RegisteredIPAddressMode has a value of IPAddress\_Unknown. In case of IPAddress\_Unknown, the RegisteredIPv4Address and RegisteredIPv6Address can be used only for reference.

Device IP address applies only to IP phones and CTI Port and RP are not supported. When the information is changed, TSP reports LineDevSpecific event with param1 = SLDSMT\_LINE\_PROPERTY\_CHANGED, param2 has LPCT\_DEVICE\_IPADDRESS bit on. For phone application, TSP reports PhoneDevSpecific event with param1 = CPDSMT\_PHONE\_PROPERTY\_CHANGED\_EVENT, param2 has PPCT\_DEVICE\_IPADDRESS bit on.

- New Call Rollover

TAPI exposes the new call rollover information configured on the device in NewCallRollOverEnabled flag of PhoneDevCaps::DevSpecific interface as well as in NewCallRollOverEnabled flag of LineDevCaps::DevSpecific interface. There are two sets of flags, one for device and one for application.

When the information is changed, TSP reports LineDevSpecific event with param1 = SLDSMT\_LINE\_PROPERTY\_CHANGED, param2 has LPCT\_NEWCALL\_ROLLOVER bit on. For phone application, TSP reports PhoneDevSpecific event with param1 = CPDSMT\_PHONE\_PROPERTY\_CHANGED\_EVENT, param2 has PPCT\_NEWCALL\_ROLLOVER bit on.

- Consult Call Rollover

TAPI exposes new call rollover information configured on the device in ConsultCallRollOverEnabled flag of PhoneDevCaps::DevSpecific interface as well as in ConsultCallRollOverEnabled flag of LineDevCaps::DevSpecific interface. There are two sets of flags, one for device and one for application.

When the information changes, TSP reports LineDevSpecific event with param1 = SLDSMT\_LINE\_PROPERTY\_CHANGED, param2 has LPCT\_CONSULTCALL\_ROLLOVER bit on. For phone application, TSP reports PhoneDevSpecific event with param1 = CPDSMT\_PHONE\_PROPERTY\_CHANGED\_EVENT, param2 has PPCT\_CONSULTCALL\_ROLLOVER bit on.

- Join On Same Line

TAPI exposes Join On Same Line information configured on the device in JoinOnSameLineEnabled flag of PhoneDevCaps::DevSpecific interface as well as in JoinOnSameLineEnabled flag of LineDevCaps::DevSpecific interface. There are two sets of flags, one for device and one for application.

When changes, TSP reports LineDevSpecific event with param1 = SLDSMT\_LINE\_PROPERTY\_CHANGED, param2 has LPCT\_JOIN\_ON\_SAME\_LINE bit on. For phone application, TSP reports PhoneDevSpecific event with param1 = CPDSMT\_PHONE\_PROPERTY\_CHANGED\_EVENT, param2 has PPCT\_JOIN\_ON\_SAME\_LINE bit on.

- Join Across Line

TAPI exposes Join Across Line information configured on the device in JoinAcrossLineEnabled flag of PhoneDevCaps::DevSpecific interface as well as in JoinAcrossLineEnabled flag of LineDevCaps::DevSpecific interface. There are two set of flags, one for device and one for application.

When the information changes, TSP reports LineDevSpecific event with param1 = SLDSMT\_LINE\_PROPERTY\_CHANGED, param2 has LPCT\_JOIN\_ACROSS\_LINE bit on. For phone application, TSP reports PhoneDevSpecific event with param1 = CPDSMT\_PHONE\_PROPERTY\_CHANGED\_EVENT, param2 has PPCT\_JOIN\_ACROSS\_LINE bit on.

- Direct Transfer On Same Line

TAPI exposes Direct Transfer On Same Line information configured on the device in DirectTransferSameLineEnabled flag of PhoneDevCaps::DevSpecific interface as well as in DirectTransferSameLineEnabled flag of LineDevCaps::DevSpecific interface. There are two sets of flags, one for device and one for application.

When the information changes, TSP reports LineDevSpecific event with param1 = SLDSMT\_LINE\_PROPERTY\_CHANGED, param2 has LPCT\_DIRECTTRANSFER\_ON\_SAME\_LINE bit on. For phone application, TSP reports PhoneDevSpecific event with param1 = CPDSMT\_PHONE\_PROPERTY\_CHANGED\_EVENT, param2 has PPCT\_DIRECTTRANSFER\_ON\_SAME\_LINE bit on.

- Direct Transfer Across Line

TAPI exposes Direct Transfer Across Line information configured on the device in DirectTransferAcrossLineEnabled flag of PhoneDevCaps::DevSpecific interface as well as in DirectTransferAcrossLineEnabled flag of LineDevCaps::DevSpecific interface. There are two set of flags, one for device and one for application.

When the information is changed, TSP reports LineDevSpecific event with param1 = SLDSMT\_LINE\_PROPERTY\_CHANGED, param2 has LPCT\_DIRECTTRANSFER\_ACROSS\_LINE bit on. For phone application, TSP reports PhoneDevSpecific event with param1 = CPDSMT\_PHONE\_PROPERTY\_CHANGED\_EVENT, param2 has PPCT\_DIRECTTRANSFER\_ACROSS\_LINE bit on. To receive the PHONE\_PROPERTY\_CHANGED\_EVENT, the application must use CCiscoPhoneDevSpecificSetStatusMsgs to set the DEVSPECIFIC\_DEVICE\_PROPERTY\_CHANGED\_EVENT bit.

For the change notification event described above, the event is delivered to the application by TAPI layer only if the line or device is opened (even though CisoTSP sends the event to TAPI layer). If the line or phone is not opened, the application should call LineGetDevCaps again to obtain latest information about the line/device. The new extension 0x00090001 must be opened or negotiated for this feature.

## Interface Changes

See [LINEDEVCAPS](#), on page 339, [Line Property Changed Events](#), on page 434, and [Set Status Msgs](#), on page 422.

## Message Sequences

See [Support for Cisco Unified IP Phone 6900 and 9900 Series Use Cases](#), on page 1034.

## Backward Compatibility

This feature is backward compatible. To maintain backward compatibility new extension (0x00090001) is added.

## Support for 100 + Directory Numbers

This feature enables users to have more than 100 Directory Numbers associated with a Device (Phones, CTI Ports and Route Points). TSP supports this feature and displays the corresponding Lines to the application.

### Interface Changes

There are no interface changes.

### Message Sequences

There are no message sequences.

### Backward Compatibility

This feature is backward compatible.

## Swap and Cancel Softkeys

The following softkeys have been added to the Cisco Unified IP Phone 7900 Series:

- Swap
- Cancel

### Swap

The Swap softkey can be only be used when you use the Transfer or Conference feature. When you press Swap, the phone puts the consultative call on hold and resumes the primary call. Swap operation breaks the internal linkage between the primary and consultative calls, but you can still complete the transfer or conference operation.

### Cancel

When you press Cancel before completing the transfer operation, the TSP receives an event notification from CTI and cancels any pending transfer or conference requests.

The Swap and Cancel features operate as follows:

- For swap operation, the primary call state is changed to `CONNECTED`, and the consult call state is changed to `ONHOLD`.
- For cancel operation, the primary call state is changed to `ONHOLD`, and consult call state remains as `CONNECTED`.
- To complete the transfer operation after swap or cancel, the application invokes `LineCompleteTransfer` or `CciscoLineDevSpecificDirectTransfer`.
- To complete the conference operation after swap or cancel, the application invokes `Cisco Join API – CCiscoLineDevSpecificJoin`.

When using the Swap and Cancel features, the Cisco Unified IP Phones maintain a consulting relationship between the primary and the consulting calls, on invoking consult transfer or consult conference:

- The Swap operation puts the active call on hold and retrieves the held call.
- The Cancel operation breaks the consulting relationship between the primary and the consulting calls.

When users perform the swap operation, the behavior remains the same while resuming calls and all pending transfer or conference operation are cancelled. Users can swap or toggle during consultative transfer or conference transactions, and also swap or toggle between call sessions during the transaction to check the status of each party.

### Interface Changes

There are no interface changes for this feature.

### Message Sequences

See [Refer and Replace Scenarios](#), on page 979.

### Backward Compatibility

This feature is backward compatible.

## Translation Pattern



### Warning

TSP does not support the translation pattern because it may cause a dangling call in a conference scenario. The application needs to clear the call to remove this dangling call or simply close and reopen the line.

## Presentation Indication

## Change Notification of SuperProvider and CallPark DN Monitoring Flags

## Unicode

Cisco TSP supports unicode character sets. TSP will send unicode party names to the application in all call events. The party name needs to be configured in Cisco Unified Communications Manager Administration. This support is limited to only party names. The locale information also gets sent to the application. The UCS-2 encoding for unicode gets used.

The party names will exist in the DevSpecific portion of the LINECALLINFO structure. In SIP call scenarios, where a call comes back into Unified CM from SIP proxy over a SIP trunk, only ASCII name will get passed because SIP has no way of populating both ASCII and unicode. As the result, the Connected and Redirection Unicode Name will get reported as empty to application.

# Unrestricted Unified CM

Encryption is permanently disabled in Unrestricted Cisco Unified Communications Manager. In the current Cisco Unified Communications Manager, signaling and media encryption are configurable. Upgrading from the Unrestricted version to the Restricted version of Cisco Unified Communications Manager is not supported. Administrator cannot create a new role with security groups and roles (“Standard CTI Secure Connection” and “Standard CTI Allow Reception of SRTP Key Material”) as these roles are not available in Unrestricted Cisco Unified Communications Manager.

**Note**

Upgrade from unrestricted version to the restricted version is not supported.

In case of an upgrade from Restricted to Unrestricted Cisco Unified Communications Manager, all the security features are disabled and Standard CTI Secure roles associated with the end user are removed. But the custom administrative user roles created with the CTI secure privileges mentioned above are not disabled in the Cisco Unified Communications Manager database. In such cases, the application can connect to Unrestricted Cisco Unified Communications Manager as a non-secure application because CTIManager filters the information about CTI secure roles.

Also, after an upgrade from Restricted Cisco Unified Communications Manager to Unrestricted Cisco Unified Communications Manager, secure TAPI application cannot connect to Unrestricted Cisco Unified Communications Manager. To connect to the Unrestricted Cisco Unified Communications Manager after an upgrade, the application must disable secure connection from TSP UI.

If the application tries to register CTI Ports/Route Points as secure endpoints in an Unrestricted Cisco Unified Communications Manager, then the request fails. However, in some scenarios the registration request may pass, but the device remains closed and failure is reported to the application.

**Interface Changes**

There are no interface changes for this feature.

**Message Sequences**

See [Unrestricted Unified CM](#), on page 1061.

**Backward Compatibility**

This feature is backward compatible.

## URI Dialing

Cisco TSP supports dialing using directory URIs as the destination address. Cisco TSP uses the @ symbol to differentiate between directory URIs and directory numbers. If an @ symbol is present, the dialed address is a directory URI. Directory URIs can now be returned in the dwDevSpecificData call structure.

URI dialing is also supported for CTI Remote Devices. Remote destinations can be configured with directory URIs as the remote destination number.

### Interface Changes

The following interfaces have changed to support directory URIs:

- `lineMakeCall`—`lpszDestAddress` parameter can contain a directory URI
- `lineBlindTransfer`—`lpszDestAddress` parameter can contain a directory URI
- `lineForward`—`dwDestAddressOffset` in the `lineForward` structure can now point at a destination address
- `lineRedirect`—`lpszDestAddress` parameter can contain a directory URI

### Message Sequence Charts

There is no change to the message sequence.

### Backwards Compatibility

No backwards compatibility issues.

## Video On Hold Support

CiscoTSP is enhanced to provide capability for applications to select/Play Video file when call is placed on Hold. This enhancement was designed for the Remote Expert solution. The newly added `contentID` is a pass through from application (TAPI) to CCM. TAPI will not process or manipulate this value. The `contentID` references a VoH stream to be played when the call is placed on hold.

The VoH files are housed externally on a media sense server. To have video on hold capability, the video on hold server must be configured in CCM Admin. This server coincides to the media sense server which houses all the VoH files.

New `CCiscoLineDevSpecific` extension - "`CciscoLineDevSpecificHoldEx`" is added to support this capability for the applications.

### Interface Changes

See [lineHold Enhancement](#), on page 414.

### Use Cases

See [LineHold Enhancement](#), on page 1063.

### Backward Compatibility

There are no backward compatibility issues for this feature.

## Whisper Coaching

Silent Call Monitoring is a feature that allows a supervisor to discreetly listen to a conversation between an agent and a customer without allowing the agent to detect the monitoring session. Whisper Coaching is an enhancement to the Silent Call Monitoring feature. Whisper Coaching allows supervisors to talk to agents during a monitoring session. This feature provides applications the ability to change the current monitoring mode of a monitoring call from Silent Monitoring to Whisper Coaching and vice versa.

If the application opens the line while the whisper coaching session is already in progress, TSP exposes either the `TSPCallAttribute_WhisperCoachingCall` or `TSPCallAttribute_WhisperCoachingCall_Target` bitmap in the `CallAttributeType` field of `LineCallInfo::DevSpecific`. This indicates whether the call is a whisper coaching call or the target of a whisper coaching call.

Support of this feature consists of the following:

- In the exiting `CciscoLineDevSpecificStartCallMonitoringrequest`, an `m_MonitorMode` parameter is enhanced to support an enumeration for Whisper coaching.
- A new `CCiscoLineDevSpecific` extension, `CciscoLineDevSpecificMonitoringUpdateMode`, needs to be added that allows the application to toggle between the silent monitoring and whisper coaching modes and vice versa.
- A new `LineCallDevSpecific` event updates the application stating that the monitoring mode has changed.
- A new field, `activeToneDirection`, is added in the `CallAttributeInfo_ExtA0` structure. This field specifies the active tone direction that is being played for the call.

The behaviors of `toneDirection` are as follows:

- The existing service parameters for `toneDirection` are used for both silent and whisper coaching monitoring sessions. The service parameters are “Play Monitoring Notification Tone To Observed Target” (for a local party or an agent) and “Play Monitoring Notification Tone To Observed Connected Parties” (for a remote party or a customer).
- For `CciscoLineDevSpecificStartCallMonitoring` (monitoring mode = Silent) or `CciscoLineDevSpecificMonitoringUpdateMode` (monitoring mode = Silent), the application specified `toneDirection` is used in addition to the `toneDirection` configured with the service parameters.
- For `CciscoLineDevSpecificStartCallMonitoring` (monitoring mode = Whisper) or `CciscoLineDevSpecificMonitoringUpdateMode` (monitoring mode = Whisper), the application specified `toneDirection` for a remote side (customer only) is honored. This feature uses the service parameter that configured play `toneDirection` and the application specified `toneDirection` to play the tone to the remote side (customer only).

The following table lists effective `toneDirection` for `StartSilentMonitoring/Toggle to SilentMonitoring`.

**Table 1: Effective ToneDirection for StartSilentMonitoring/Toggle to SilentMonitoring**

	<b>Observed Target = false Observed Connected Parties = false</b>	<b>Observed Target = true Observed Connected Parties = false</b>	<b>Observed Target = false Observed Connected Parties = true</b>	<b>Observed Target = true Observed Connected Parties = true</b>
AppRequests toneDirection = None	None	Local Only	Remote Only	Both
AppRequests toneDirection = Local Only	Local Only	Local Only	Both	Both
AppRequests toneDirection = Remote Only	Remote Only	Both	Remote Only	Both

	<b>Observed Target = false Observed Connected Parties = false</b>	<b>Observed Target = true Observed Connected Parties = false</b>	<b>Observed Target = false Observed Connected Parties = true</b>	<b>Observed Target = true Observed Connected Parties = true</b>
AppRequests toneDirection = Both	Both	Both	Both	Both

The following table lists effective toneDirection for Start WhisperCoaching/Toggle to WhisperCoaching.

**Table 2: Effective ToneDirection for StartWhisperCoaching/Toggle to WhisperCoaching**

	<b>Observed Target = false Observed Connected Parties = false</b>	<b>Observed Target = true Observed Connected Parties = false</b>	<b>Observed Target = false Observed Connected Parties = true</b>	<b>Observed Target = true Observed Connected Parties = true</b>
AppRequests toneDirection = None	None	None	Remote Only	Remote Only
AppRequests toneDirection = Local Only	None	None	Remote Only	Remote Only
AppRequests toneDirection = Remote Only	Remote Only	Remote Only	Remote Only	Remote Only
AppRequests toneDirection = Both	Remote Only	Remote Only	Remote Only	Remote Only

Due to the fix for CSCsb89374, the behavior for the toggle request using CciscoLineDevSpecificMonitoringUpdateMode is different between SIP and SCCP phones. When CciscoLineDevSpecificMonitoringUpdateMode is changed:

- For SCCP phones, no media break is reported
- For SIP phones, a media break is always reported

Consider the following example for toggle:

```
dwParam1 = 0x30403 represents StartReception
dwParam1 = 0x e0500401 represents StartTransmission
dwParam1 = 0x4 represents StopReception
dwParam1 = 0x2 represents StopTransmission
```

	SIP	SCCP
Toggle from Silent to Whisper	LINE_DEVSPECIFIC dwParam1 = 0x4 LINE_DEVSPECIFIC dwParam1 = 0x30403 LINE_DEVSPECIFIC dwParam1 = 0x e0500401	LINE_DEVSPECIFIC dwParam1 = 0xe0500401
Toggle from Whisper to Silent	LINE_DEVSPECIFIC dwParam1 = 0x4 LINE_DEVSPECIFIC dwParam1 = 0x2 LINE_DEVSPECIFIC dwParam1 = 0x30403	LINE_DEVSPECIFIC dwParam1 = 0x2

### Interface Changes

See [UpdateMonitorMode](#), on page 410, [Monitor Mode Update Event](#), on page 439, [Details](#), [Details](#), and [Details](#).

### Message Sequences

See [Whisper Coaching](#), on page 1063.

### Backward Compatibility

This feature is backward compatible.

## XSI Object Pass Through

XSI-enabled IP phones allow applications to directly communicate with the phone and access XSI features, such as manipulate display, get user input, play tone, and so on. To allow TAPI applications access to the XSI capabilities without having to set up and maintain an independent connection directly to the phone, TAPI provides the ability to send the device data through the CTI interface. The system exposes this feature as a Cisco Unified TSP device-specific extension.

The system only supports the PhoneDevSpecificDataPassthrough request for IP phone devices.





## Cisco Unified TAPI Installation

This chapter describes how to install and configure the Cisco Unified Telephony Application Programming Interface (TAPI) client software for Cisco Unified Communications Manager.



### Note

The upgraded TAPI client software does not work with previous releases of Cisco Unified Communications Manager.

- [Required Software, page 107](#)
- [Supported Windows Platforms, page 107](#)
- [Installing the Cisco Unified CM TSP Client, page 108](#)
- [Silent Installation of Cisco Unified CM TSP, page 120](#)
- [Using Cisco TSP, page 122](#)
- [Cisco Unified CM TSP Configuration Settings, page 124](#)
- [Verify the Cisco Unified CM TSP Installation, page 138](#)
- [Managing the Cisco Unified CM TSP, page 139](#)

## Required Software

Cisco TSP requires the following software:

- Cisco Unified Communications Manager
- [Supported Windows Platforms, on page 107](#)

## Supported Windows Platforms

All Windows operating systems support Cisco TAPI. Depending on the type and version of your operating system, you may need to install a service pack.

- Windows 2008 Server R1
- Windows XP SP3
- Windows 2003 Server R1
- Windows 7 (32-bit)
- Windows 7 (64-bit)
- VMWare
- Windows 2008 Server R2
- Windows 8 (32-bit)
- Windows 8 (64-bit)
- Windows 2012 Server

**Note**

Windows(64-bit) Operating Systems require native 64-bit Cisco TSP client. For more information on availability, see <http://developer.cisco.com/web/tapi/blogroll>.

**Note**

Cisco TSP legacy wave driver is not supported under VMWare.

## Installing the Cisco Unified CM TSP Client

Download the Cisco TSP client software from the Cisco Unified CM Administration Plug-Ins page. For information on installing plug-ins, refer to the Cisco Unified Communications Manager Administration Guide. The Cisco TSP client installation wizard varies depending on whether previous versions have been installed.

**Note**

If you are installing multiple TSPs, multiple copies of CiscoTSPXXX.tsp and CiscoTUIISPXXX.dll files will exist in the same Windows system directory.

To begin installation of the Cisco TSP client from the Cisco Unified CM Administration, perform the following steps:

### Procedure

- 1 Download the Cisco Telephony Service Provider plugin from Cisco Unified Communication Manager **Administration > Application > plugins**.
- 2 Save it on the desired Desktop.
- 3 Double-click Cisco TSP.exe.
- 4 Follow the online instructions.

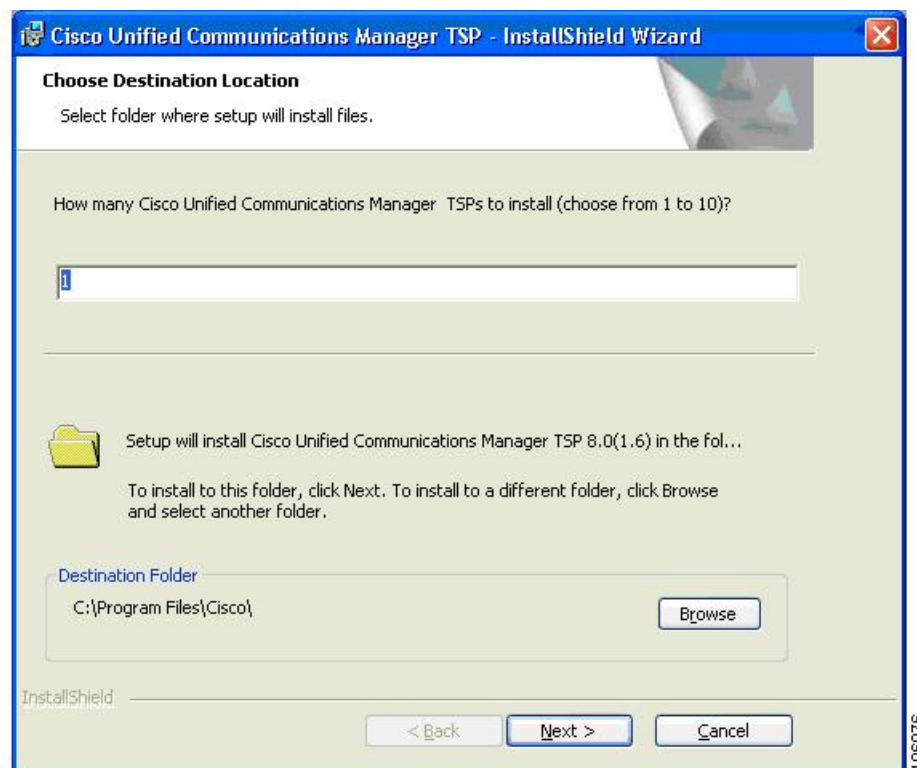
## Cisco TSP Client Interaction with Windows Services

The Cisco TSP client is tightly coupled with the Microsoft Telephony Service. By default the Microsoft Telephony Service is dependent on the Microsoft Remote Connection Manager Service which cannot be restarted manually. To ensure proper installation of the Cisco TSP client, reboot the computer following Cisco TSP installation. Cisco also recommends rebooting the computer anytime the Cisco TSP configuration settings are changed to ensure the Microsoft Telephony Service is updated properly. If the Microsoft Remote Connection Service is disabled, computer reboot is not required; simply restart the Microsoft Telephony Service using the Windows Services Applet for the new settings to take effect.

## Installation Setup Screen

Click on Cisco TSP.exe to begin the installation process. Specify the destination folder where the Cisco TSP files must reside from the Choose Destination Location screen (shown below) and configure the number of TSP instances desired.

**Figure 11: Choose Destination Location Screen**



## Configure TSP Instance

For each desired TSP Instance, configure the User ID, Password, and CTIManager settings in the Configure TSP Instance screen shown below. If the required information is not known during the installation, it can be

configured later using the **Open Cisco TAPI Configuration** icon found in the Programs Menu (available after the installation).

**Figure 12: Configure TSP Instance Screen**

The screenshot shows the 'Configure TSP Instance' screen within the 'Cisco Unified Communications Manager TSP - InstallShield Wizard'. The window title is 'Cisco Unified Communications Manager TSP - InstallShield Wizard'. The main heading is 'Configure TSP Instance: CiscoTSP001.tsp'. The form contains several input fields: 'Userid', 'Password', 'Verify Password', 'CTI Manager 1', and 'CTI Manager 2'. Each of the last three fields has a 'Set address type' dropdown menu next to it. There is a 'Configure Security ...' button. At the bottom, there are '< Back', 'Next >', and 'Cancel' buttons. The InstallShield logo is visible in the bottom left corner.

## Configure Secure TSP Instance

To configure a secure CTI connection, click the **Configure Security** button on the desired Configure TSP Instance. Populate the specified information from the Configure Secure TSP Instance screen as shown below.

Refer to the Cisco Unified Communications Manager Security Guide for the desired release for additional information regarding Securing CTI.

**Figure 13: Configure Secure TSP Instance Screen**

## Cisco Media Driver Selection

Cisco introduced a new media driver in Cisco Unified Communications Manager 8.0(1). The TSP client may be configured to install the Cisco Media Driver or the Cisco Wave Driver. Cisco Media and Wave Drivers are used with TSP applications that play or record media. Refer to the Installation Guide provided by your vendor to determine which driver may be required.



### Note

Cisco Media Driver settings apply to all configured TSP instances. Cisco Wave Driver settings are instance specific.

Cisco Media Driver

To install the Cisco Media Driver, select Cisco Media Driver from the installation screen. Set the desired start and end ports used by Cisco Media Driver. The port settings are used by all TSP instances. Each media channel requires 4 ports (1 Channel = 4 ports). Refer to the Installation Guide provided by your application vendor to determine the appropriate port settings. The Media Driver is ready for use after the installation completes and the computer is rebooted.

#### Cisco Wave Driver

Select Cisco Wave Driver from the installation screen. Complete the TSP installation and reboot the PC. After the PC has rebooted, complete the installation of the Cisco Wave Driver by performing the following steps.

## Cisco Wave Driver for Windows XP, Vista, 2003, 2008

Procedure for Windows XP / Windows Vista / Windows 2003 / Windows 2008

### Procedure

- 
- Step 1** Open the Control Panel.
  - Step 2** Open **Add Hardware**. The Add Hardware Wizard window appears.
  - Step 3** Click **Next**.
  - Step 4** Select **Yes, I have already connected the hardware**.
  - Step 5** Select **Add a New Hardware Device**.
  - Step 6** Click **Next**.
  - Step 7** Select **Install the Hardware that I manually select from a list**.
  - Step 8** Click **Next**.
  - Step 9** For the hardware type, choose **Sound, video and game controller**.
  - Step 10** Click **Next**.
  - Step 11** Click **Have Disk**.
  - Step 12** Click **Browse** and navigate to the Wave Drivers folder in the folder where the Cisco Unified Communication Manager TSP is installed.
  - Step 13** Choose **OEMSETUP.INF** and click **Open**.
  - Step 14** In the Install From Disk window, click **OK**.
  - Step 15** In the Select a Device Driver window, select the **Cisco Unified Communication Manager TAPI Wave Driver** and click **Next**.
  - Step 16** In the Start Hardware Installation window, click **Next**.
  - Step 17** If Prompted for Digital signature Not Found, click **Continue Anyway**.
  - Step 18** The installation may issue the following prompt:  
The avaudio32.dll file on Windows NT Setup Disk #1 is needed,  
Type the path where the file is located and then click **OK**.  
If so, navigate to the same location where you chose OEMSETUP.INF, select avaudio32.dll, and click **OK**.
  - Step 19** Click **Yes**.
  - Step 20** Click **Finish**.
  - Step 21** Click **Yes** to restart the computer.
-

## Cisco Wave Driver for Windows 7

Procedure for Windows 7

### Procedure

- 
- Step 1** Right click **My computer** and select **Manage**. The Computer Management window appears.
  - Step 2** From **System Tools**, select **Device Manager**.
  - Step 3** Right click on the <Computer-Name> and select **Install Legacy Wave Driver**. This action pops up an Add Hardware window.
  - Step 4** Select **Install the Hardware that I manually select from a list**.
  - Step 5** Click **Next**.
  - Step 6** For the hardware type, choose **Sound, video and game controller**.
  - Step 7** Click **Next**.
  - Step 8** Click **Have Disk**.
  - Step 9** Click **Browse** and navigate to the Wave Drivers folder in the folder where the Cisco Unified Communication Manager TSP is installed.
  - Step 10** Choose **OEMSETUP.INF** and click **Open**.
  - Step 11** In the Install From Disk window, click **OK**.
  - Step 12** In the Select a Device Driver window, select the **Cisco Unified Communication Manager TAPI Wave Driver** and click **Next**.
  - Step 13** In the Start Hardware Installation window, click **Next**.
  - Step 14** If Prompted for Digital signature Not Found, click **Continue Anyway**.
  - Step 15** The installation may issue the following prompt:  
The avaudio32.dll file on Windows NT Setup Disk #1 is needed,  
Type the path where the file is located and then click **OK**.  
If so, navigate to the same location where you chose OEMSETUP.INF, select avaudio32.dll, and click **OK**.
  - Step 16** Click **Yes**.
  - Step 17** Click **Finish**.
  - Step 18** Click **Yes** to restart the computer.
- 

## Verifying the Cisco Wave Driver

Use these steps to verify the Cisco Wave Driver when performing install and uninstall operations.

## Procedure

- 
- Step 1** Click **Start > Run**.
- Step 2** In the text box, enter regedit.
- Step 3** Click **OK**.
- Step 4** Choose the Drivers32 key that is located in the following path:
- ```
HKEY_LOCAL_MACHINE\SOFTWARE\Microsoft\Windows NT\CurrentVersion
```
- Step 5** If you are installing the Wave driver, make sure that the driver avaudio32.dll displays in the data column. If you are uninstalling the Wave driver, make sure that the driver avaudio32.dll does not display in the data column. This designates the Cisco Wave Driver.
- Step 6** Verify that the previously existing Wave values appear in the data column for Wave1, Wave2, Wave3, and so on. You can compare this registry list to the contents of the .reg file that you saved in the procedure by opening the .reg file in a text editor and viewing it and the registry window side by side.
- Step 7** If necessary, add the appropriate WaveX string values for any missing Wave values that should be installed on the system. For each missing Wave value, choose **Edit > New > String Value** and enter a value name. Then, choose **Edit > Modify**, enter the value data, and click **OK**.
- Step 8** Close the registry by choosing **Registry > Exit**.  
Configure the Cisco Wave Driver settings using the Wave tab in the Cisco TAPI Configuration tool (available after installation).
- 

## AutoUpgrade

The TSP client can be configured to detect and install new client versions automatically when Cisco Unified CM is upgraded. When set to Always or Ask, the auto-upgrade service requires the login User to have local Administrative rights to install applications. If the logged-in User is not permitted to install applications, set Auto-upgrade to Never.

## Update Credentials

Cisco TSP 8.0 introduces a new feature that enables the Administrator to allow Users to update their credentials (UserID and Password) without requiring the User to have local Administrative rights. When this option is checked, all Standard Users can update their UserID and Password using the Cisco TAPI Configuration tool. Configuring all other Cisco TSP options requires local Administrative rights. If the Administrator does not want to allow Standard Users to update their credentials, leave this unchecked.

## Cisco TSP Notifier

Cisco TSP 8.0 introduces a new feature that helps identify connectivity issues between Cisco Unified CM CTI Manager and the PC where the TSP client has been installed. TSP Notifier is installed automatically and can be configured to run during Windows start-up. The user must disable UAC to have the notifier run during startup. TSP Notifier runs as a background application in the system tray.

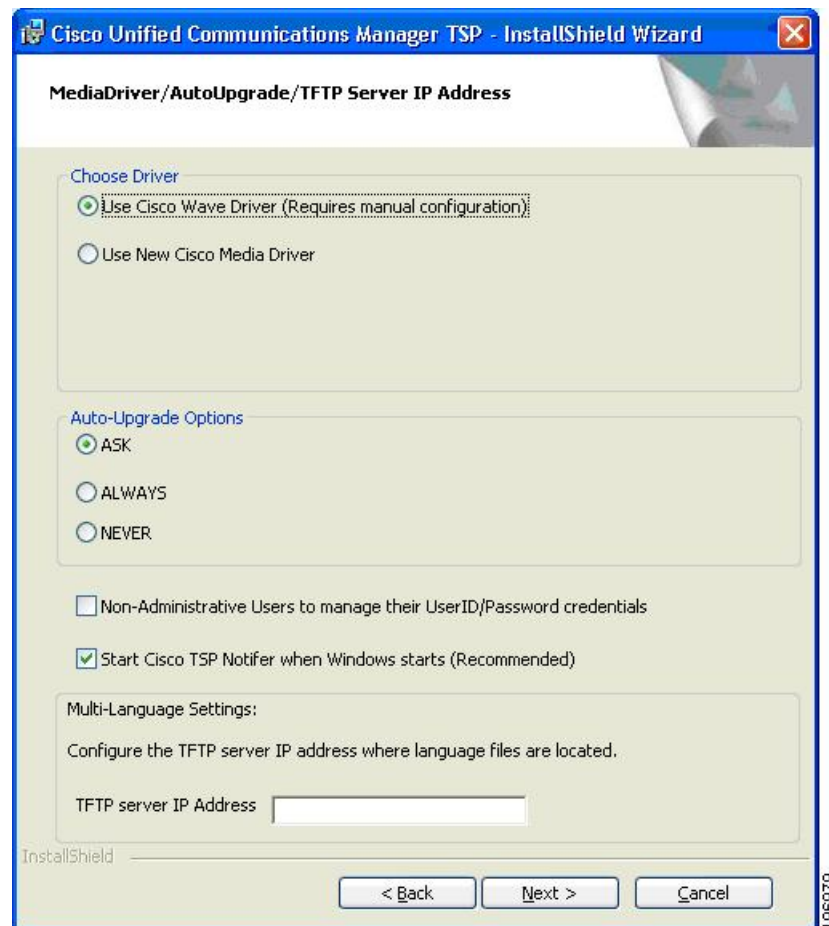
The Cisco TAPI Notifier can detect the following errors:

- Unified CM TSP Authentication failed -Check UserID and Password
- Unified CM TSP Initialization failed -User not configured in Cisco Unified CM for CTI usage
- Unified CM TSP Initialization error -Check and update Cisco Unified CM TSP version
- Unified CM TSP Version is incompatible with Cisco Unified CM version
- Unified CM TSP Initialization failed -User not configured in Cisco Unified CM for secure CTI usage
- Unified CM TSP Initialization failed -Cisco Unified CM security configuration does not match with Unified CM TSP
- Unified CM TSP Initialization failed -Invalid security certificate
- Unified CM TSP Initialization failed -Security certificate compromised

## Multi-Language Settings

Populate the TFTP server where locale files have been installed. The locale files are downloaded after the installation is completed and the PC rebooted. Use the Cisco TAPI Configuration tool to set the desired locale.

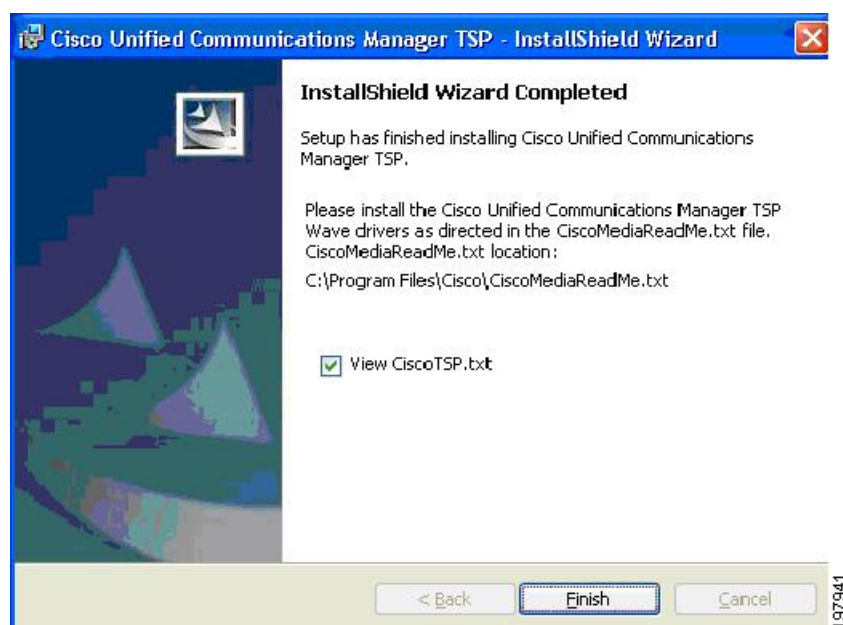
**Figure 14: Media Driver/AutoUpgrade/TFTP Server IP Address Screen**



## Installation Completed

The following screen displays when the installation is complete. You must reboot your computer after the installation. You can refer to the Release Notes for further details.

**Figure 15: InstallShield Wizard Completed Screen**



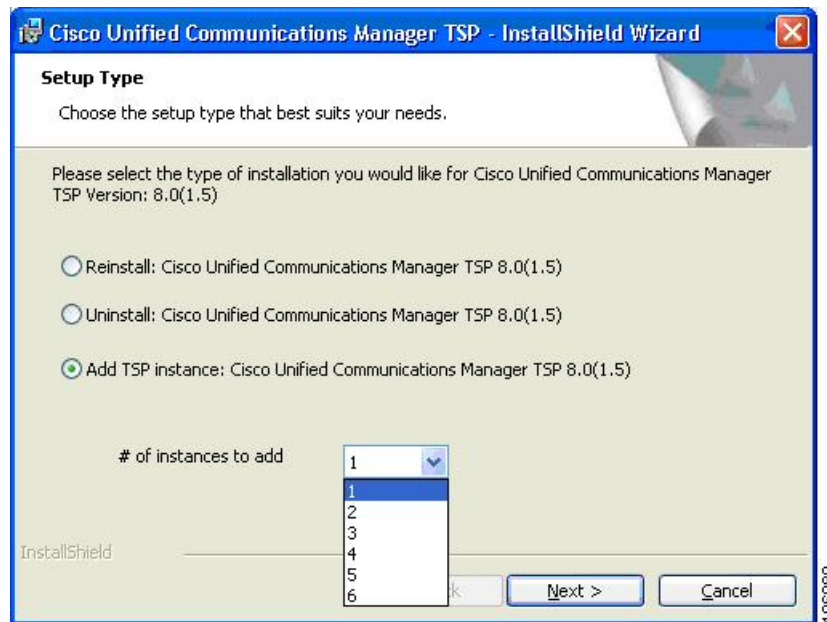
## Reinstall or Add a New Instance

If a previous version of the Cisco TSP client is detected and the version of the existing client matches the installer, the Setup Type screen, shown below, displays with the following options:

- **Reinstall**—Select this option to reinstall the TSP client. This option will be available only if the same version of the TSP client is detected.
- **Uninstall**—Select this option to remove the Cisco TSP from the PC.
- **Add TSP Instance**—Select this option to add additional TSP instances. The drop-down menu controls the number of instances to add. The number of instances is limited to 10, so the number of instances

that can be added is limited to the maximum number minus the number of instances already installed. If additional instances are added, the installer prompts the Configure TSP Instance for all new instances.

**Figure 16: Setup Type Screen**



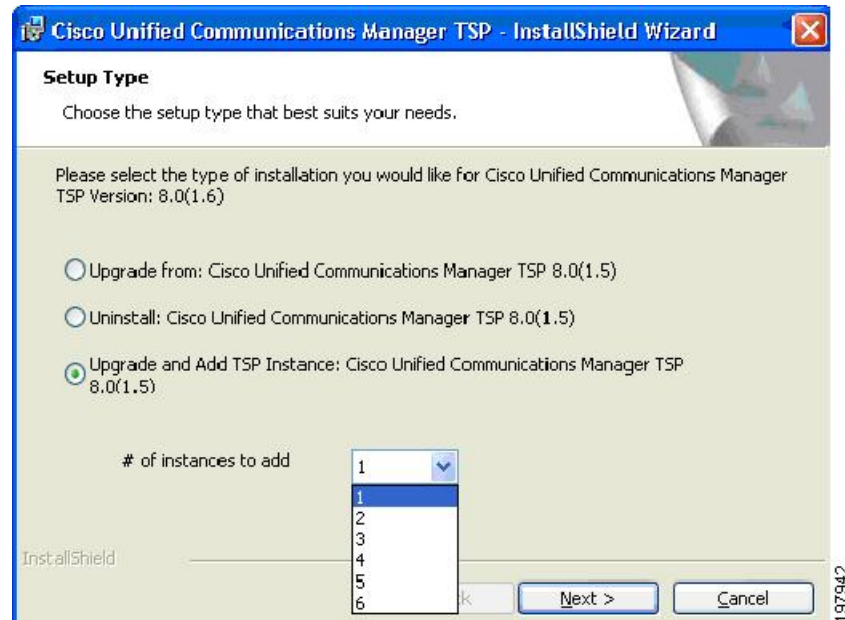
## Upgrading CiscoTSP

If a previous version of the Cisco TSP client is detected and the version of the installer is newer than the one already installed, the Setup Type screen, shown below, displays with the following options:

- **Upgrade**—Select this option to upgrade all existing TSP instances and client.
- **Uninstall Cisco TSP**—Select this option to remove the Cisco TSP from the PC.
- **Upgrade and Add a New TSP Instance**—Select this option to add additional TSP instances and upgrade all instances to the newer version. The drop-down menu controls the number of instances to add. The number of instances is limited to 10, so the number of instances that can be added is limited to the

maximum number minus the number of instances already installed. If additional instances are added, the installer will prompt Configure TSP Instance for all new instances.

**Figure 17: Setup Type Screen**

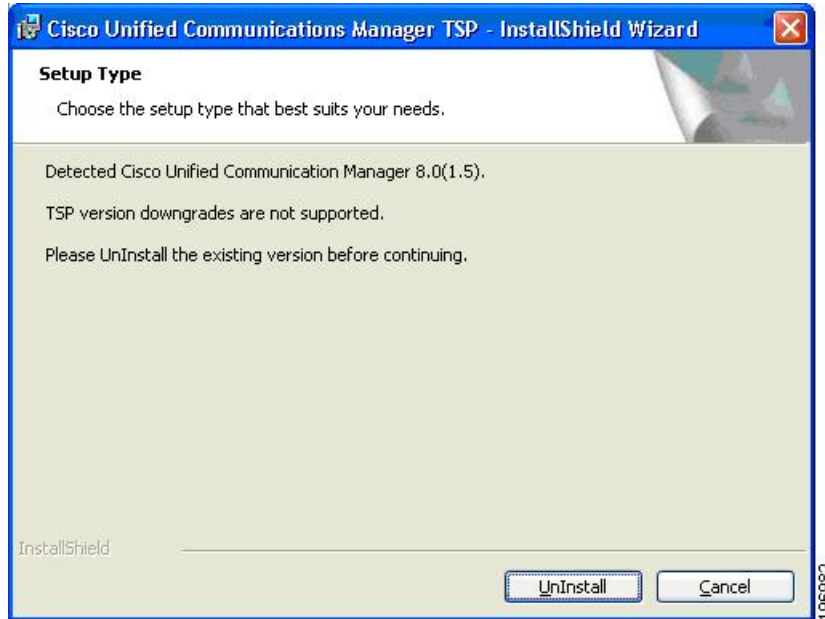


## Downgrade or Uninstall of Cisco TSP

If a previous version of the Cisco TSP client is detected and the version of the installer is older than the one already installed, the Setup Type screen, shown below, displays with this option:

- **Uninstall**—Select this option to remove the Cisco TSP from your computer.

**Figure 18: Setup Type Screen - Uninstall Option**



## Silent Installation of Cisco Unified CM TSP

Cisco TSP 8.0 introduces a new Silent Installation feature that allows the Cisco TSP to be remotely installed using Microsoft Group Policy or other remote installation tools. Refer to the list of silent installation parameters to determine the correct settings based on the desired configuration:

### Example 1

New Cisco TSP installation which does not require Cisco Media Driver or Cisco Wave Driver:

USER ID = bob

PASSWORD = cisco123

CTIManager1 = 1.1.1.1

CTI1\_TYPE = IPV4

```
Cisco TSP.exe /s /v"/qn PASS = \"cisco123\" USER = \"bob\" CTI1 =
\"1.1.1.1\"
CTI1_TYPE = \"ipv4\""
```

### Example 2

New Cisco TSP installation which requires the Cisco Media Driver:

USER ID = bob

PASSWORD = cisco123

CTIManager1 = 1.1.1.1

CTI1\_TYPE = IPV4

DRIVER\_TYPE = NEW

MDP\_START = 30000

MDP\_END = 31000

```
Cisco TSP.exe /s /v"/qn PASS = \"cisco123\" USER = \"bob\" CTI1 =
\"1.1.1.1\"
CTI1_TYPE = \"ipv4\" DRIVER_TYPE = \"NEW\" MDP_START = \"30000\" MDP_END
= \"31000\""
```

### Syntax Format

- No spaces between the parameter and the " = " sign
- "\"" is used as an escape character, so \" is needed to indicate a double quote
- If no parameters are used:
  - For Silent Install -CiscoTSP.exe /s /v"/qn
  - Silent Upgrade -CiscoTSP.exe /s /v"/qn [REINSTALL = \"ALL\" REBOOT = \"ReallySuppress\"]
  - Silent Reinstall -CiscoTSP.exe /s /v"/qn REINSTALL = \"ALL\" REBOOT = \"ReallySuppress\""

See the following table for the list of parameters that can be passed (default):

**Table 3: Silent Install Parameters**

| Name             | Comment                                        | Valid values                   |
|------------------|------------------------------------------------|--------------------------------|
| USER             | User name used to during provider initializing | All                            |
| PASS             | Password used to during provider initializing  | All                            |
| CTI1             | CTIManager 1 IP address                        | All                            |
| CTI2             | CTIManager 2 IP address                        | All                            |
| NONAD            | Non-admin can modify the userid/password       | "NO", "YES"                    |
| CTI1             | Ipv4, Ipv6, or hostname                        | "NONE", "IPV4", "IPV6", "HOST" |
| CTI2_TYPE        | None, Ipv4, Ipv6, or hostname                  | "NONE", "IPV4", "IPV6", "HOST" |
| AUTOUPGRADE_TYPE | Ask, Always, Never                             | "ASK", "NEVER", "ALWAYS"       |
| DRIVER_TYPE      | Cisco Wave Driver, Cisco Media Driver          | "WAVE", "MEDIA"                |

| Name      | Comment                                           | Valid values |
|-----------|---------------------------------------------------|--------------|
| NOTIFIER  | Start the TSP Notifier automatically during login | "NO", "YES"  |
| NUM_WDP   | Number of Legacy Wave Driver Ports                | 0 -255       |
| MDP_START | Media Driver Port Start Range                     | 0 -65535     |
| MDP_END   | Media Driver Port End Range                       | 0 -65535     |

## Upgrading Unified CM TSP Client to Release 8.5(1) Using Silent Installation

After the silent fresh installation or silent upgrade from previous versions of TSP to the 8.5(1) client, the system must be rebooted for changes to take effect.



### Note

In a case where more than one TSP instance is installed, the client UI-based installation package must be used when upgrading the TSP to maintain the existing configuration settings.

## Using Cisco TSP

The following section describes program group and program elements.

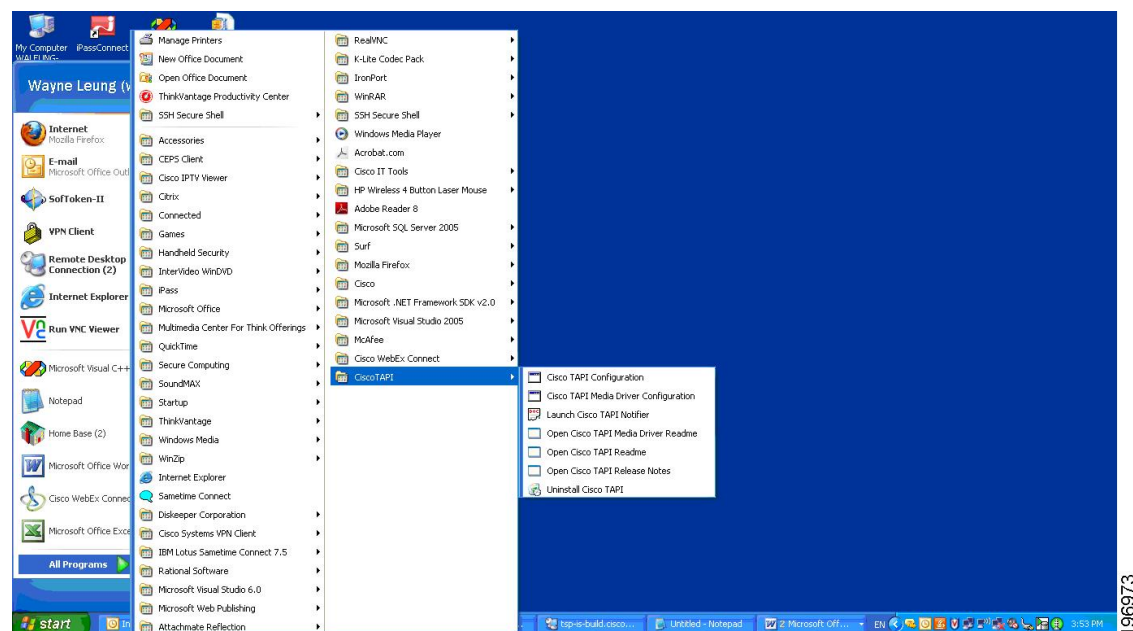
### Program Group and Program Elements

There is a new program group called Cisco TAPI created during installation and contains the following program elements:

- Cisco TAPI Configuration—Displays the configuration tool for all TSP instances. If the logged-in User has local Administrative rights, then all settings can be changed. If the administrator selects **Allow Standard User to Update Credentials**, then the Cisco TAPI Configuration tool only allows the UserID/Password to be updated.
- Cisco TAPI Media Driver Configuration—Displays the configuration settings for the Cisco Media Driver. The settings apply to all configured TSP instances.
- Launch Cisco TAPI Notifier—Starts the Cisco TSP Notifier tool to help detect communication issues between Cisco Unified CM and the PC.
- Open Cisco TAPI Media Driver Readme—Displays the Cisco Media Driver Readme file.
- Open Cisco TAPI Readme—Displays the Cisco TSP Readme file.
- Open Cisco TAPI Release Notes—Displays the Cisco TSP Release Notes for the installed version.
- Uninstall Cisco TAPI—Removes Cisco TSP and Cisco Media Driver from the PC. The Cisco Wave Driver (if installed) must be removed using the Telephony Services applet found in the Control Panel.

After installation is completed, the program group appears as shown below.

**Figure 19: Cisco TAPI Menu From MS Windows**

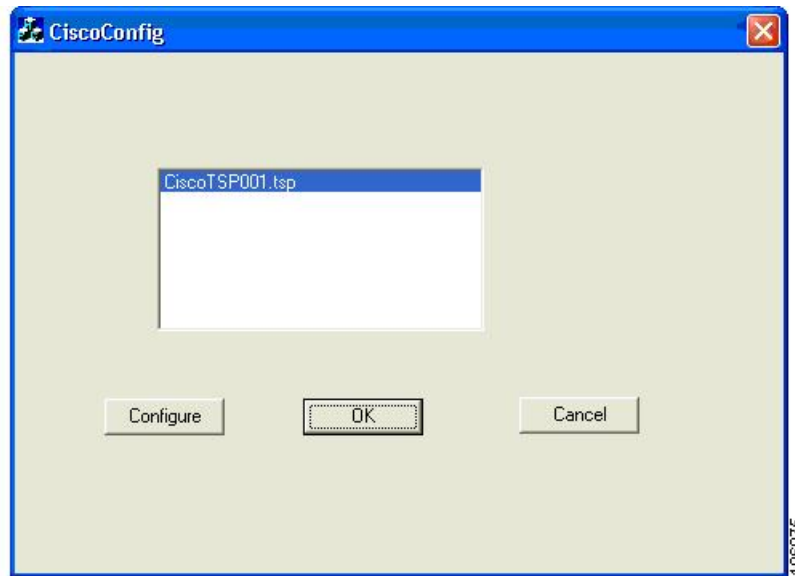


Invoking the uninstall of Cisco TAPI removes both the TSP and the next generation Media Driver (the old existing Wave Driver is NOT removed). It removes the Program Group from the Windows Task Bar along with all the program elements.

## Modifying Cisco TSP Configuration

Select Cisco TAPI Configuration from the Cisco TSP Program Group as shown below in the CiscoConfig dialog.

**Figure 20: CiscoConfig Dialog**



## Cisco Unified CM TSP Configuration Settings

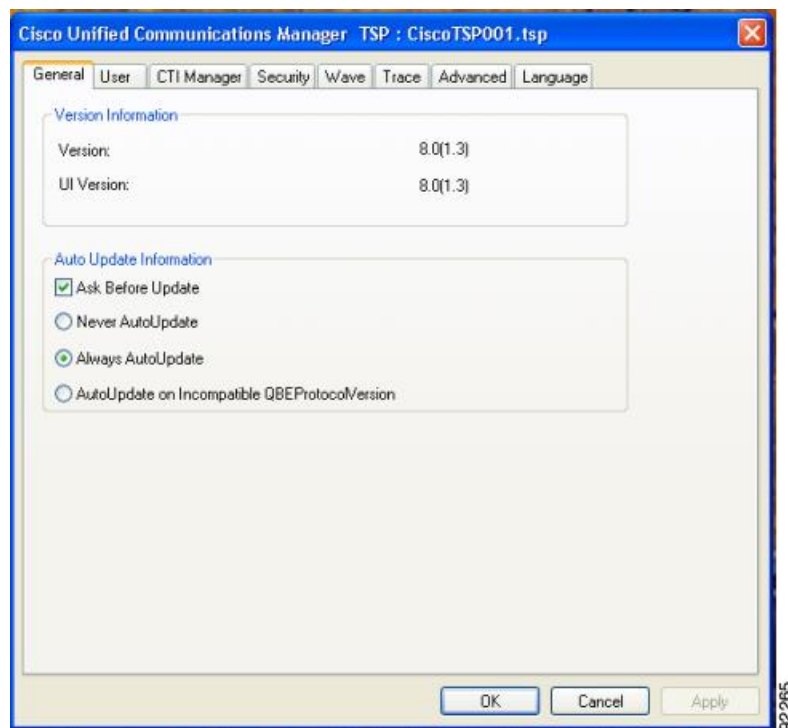
The following sections describe the tabs in the Cisco Unified CM TSP dialog box:

- [General](#), on page 125
- [User](#), on page 126
- [CTI Manager](#), on page 127
- [Security](#), on page 129
- [Configuring Cisco Media Driver and Cisco Wave Driver](#), on page 131
- [Trace](#), on page 134
- [Advanced](#), on page 135
- [Language](#), on page 137

## General

The General Tab displays the Cisco TSP version and auto-update settings, as illustrated below.

**Figure 21: Cisco Unified Communications Manager TSP General Tab**



The following table lists the General tab fields that must be set and their descriptions.

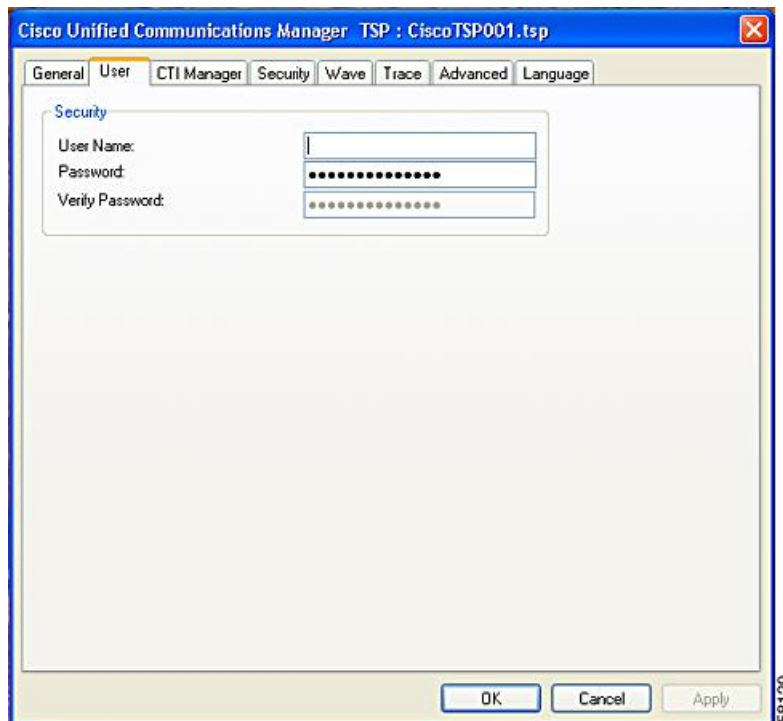
**Table 4: Auto Update Information Fields**

| Field                                          | Description                                                                                                                    |
|------------------------------------------------|--------------------------------------------------------------------------------------------------------------------------------|
| Ask Before Update                              | Auto-upgrade service prompts the User to upgrade the TSP client.                                                               |
| Never AutoUpdate                               | Select this to disable the auto-update service.                                                                                |
| Always AutoUpdate                              | Select this to enable automatic updates when new TSP client versions are detected.                                             |
| AutoUpdate on Incompatible QBEPProtocolVersion | Select this to allow the Cisco TSP to auto update only when the local TSP version is incompatible with the Unified CM version. |

## User

The User tab allows you to set the user name and password, as illustrated in below.

**Figure 22: Cisco Unified Communications Manager TSP User Tab**



The table below describes the fields for the User tab that must be set.

**Table 5: User Tab Configuration Fields**

| Field           | Description                                                                                                                                                                                                                                                                                                                                              |
|-----------------|----------------------------------------------------------------------------------------------------------------------------------------------------------------------------------------------------------------------------------------------------------------------------------------------------------------------------------------------------------|
| User Name       | Enter the user name of the user. The TSP instance will access devices and lines that are associated with this User in Cisco Unified CM. Make sure that this User is enabled for CTI using the Cisco Unified CM Administration UI<br><br><b>Note</b> You can designate only one user name and password to be active at any time for any one TSP instance. |
| Password        | Enter the password that is associated with the user. The computer encrypts the password and stores it in the registry.                                                                                                                                                                                                                                   |
| Verify Password | Reenter the user password.                                                                                                                                                                                                                                                                                                                               |

## CTI Manager

The CTI Manager tab allows you to configure primary and secondary CTI Manager information, as illustrated in below.

**Figure 23: Cisco Unified Communications Manager TSP CTI Manager Tab**

The screenshot shows the 'Cisco Unified Communications Manager TSP : CiscoTSP001.tsp' window. The 'CTI Manager' tab is active. It contains three main sections: 'Primary CTI Manager Location', 'Backup CTI Manager Location', and 'IP Addressing Preference'. Each section has radio buttons for 'None', 'IP Address', 'IPv6 Address', and 'Host Name'. The 'IP Addressing Preference' section has a radio button for 'Preferred IP Addressing Mode' set to 'IPv4'. At the bottom are 'OK', 'Cancel', and 'Apply' buttons.

The table below describes the CTI Manager tab fields that must be set.

**Table 6: CTI Manager Configuration Fields**

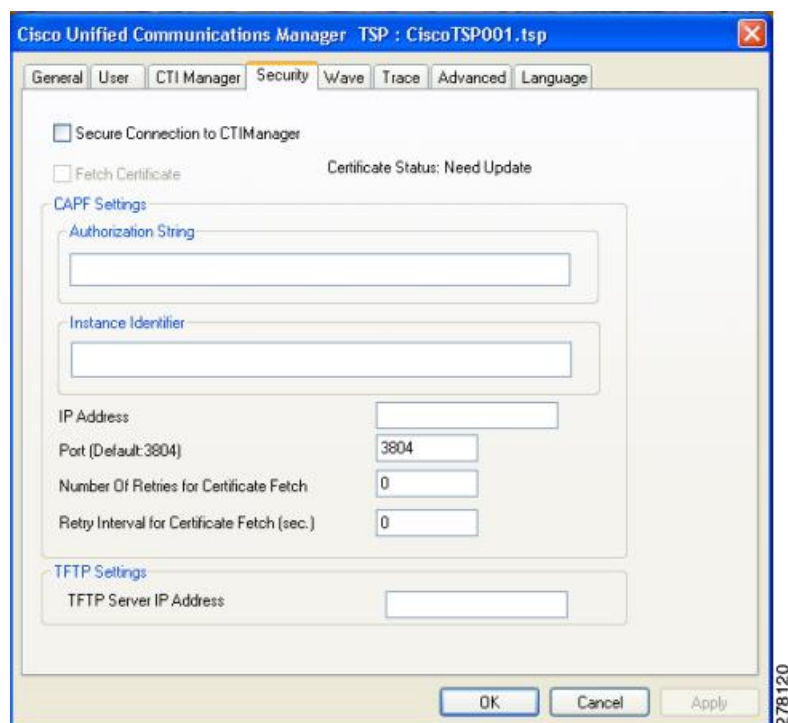
| Field                        | Description                                                                                                                                                                                                                                                                                                                                                                                                                                                                                                                                                       |
|------------------------------|-------------------------------------------------------------------------------------------------------------------------------------------------------------------------------------------------------------------------------------------------------------------------------------------------------------------------------------------------------------------------------------------------------------------------------------------------------------------------------------------------------------------------------------------------------------------|
| Primary CTI Manager Location | <p>Use this field to specify the CTI Manager to which the TSP attempts to connect to first. Select any of these options:</p> <ul style="list-style-type: none"> <li>• Select IPv4 Address radio button and use the text box to provide the IPv4 address of the Primary CTI Manager, or</li> <li>• Use IPv6 Address radio button and use the text box to provide the IPv6 address, if application needs to connect using IPv6 with Primary CTI Manager, or</li> <li>• Select the Host Name radio button and enter the host name of Primary CTI Manager.</li> </ul> |

| Field                       | Description                                                                                                                                                                                                                                                                                                                                                                                                                                                                                                                 |
|-----------------------------|-----------------------------------------------------------------------------------------------------------------------------------------------------------------------------------------------------------------------------------------------------------------------------------------------------------------------------------------------------------------------------------------------------------------------------------------------------------------------------------------------------------------------------|
| Backup CTI Manager Location | <p>Use this field to specify the CTI Manager to which the TSP attempts to connect to first. Select any of these options:</p> <ul style="list-style-type: none"><li>• Select the IPv4 Address radio button and use the text box to provide the IPv4 address of the Backup CTI Manager, or</li><li>• Select IPv6 Address radio button and use the text box to provide the IPv6 address of the Backup CTI Manager, or</li><li>• Select the Host Name radio button and enter the host name of the Backup CTI Manager.</li></ul> |
| IP Addressing Preference    | <p>Preferred addressing mode with which the application tries to connect with the CTIManager when IPv4 or IPv6 address is available.</p> <p>If the TSP fails to connect, it will retry with the other IP addressing modes.</p>                                                                                                                                                                                                                                                                                              |

## Security

The Security tab allow you to configure the security settings for the selected TSP instance, as illustrated in below.

**Figure 24: Cisco Unified Communications Manager TSP Security Tab**



The table below describes the Security tab fields that must be set.

**Table 7: Security Tab Configuration Fields**

| Field                           | Description                                                                                                                                                                                                                                                                                                                                                                                                                                                                                                                                                                                                    |
|---------------------------------|----------------------------------------------------------------------------------------------------------------------------------------------------------------------------------------------------------------------------------------------------------------------------------------------------------------------------------------------------------------------------------------------------------------------------------------------------------------------------------------------------------------------------------------------------------------------------------------------------------------|
| Secure Connection to CTIManager | <p>If selected, TSP will secure the connection with CTIManager. Default setting is a non-secure connection, so the setting is unchecked.</p> <p>It is important that the security flag for the TSP User must be enabled through the Cisco Unified CM Administration UI. CTIManager performs a verification to check whether the User connecting via TLS is allowed to have secure access. CTIManager allows only security-enabled users to connect using TLS.</p> <p>The User flag to enable security requires the cluster security to also be enabled/set, otherwise the connection has to be non-secure.</p> |

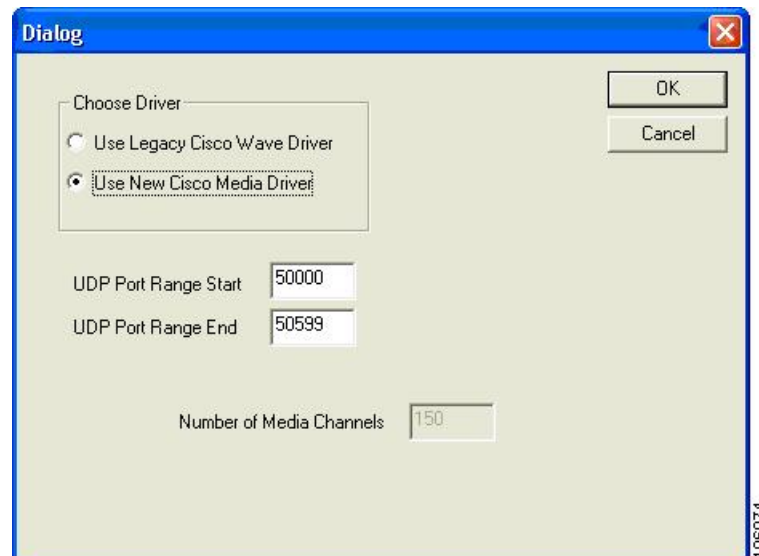
| Field                                   | Description                                                                                                                                                                                                                                                                                                                                                                                                                                                                                                                                                                                                                                                                                 |
|-----------------------------------------|---------------------------------------------------------------------------------------------------------------------------------------------------------------------------------------------------------------------------------------------------------------------------------------------------------------------------------------------------------------------------------------------------------------------------------------------------------------------------------------------------------------------------------------------------------------------------------------------------------------------------------------------------------------------------------------------|
| Fetch Certificates                      | <p>Select this option for the Cisco TSP to download certificate files if they are not already available or installed. This is performed when the certificate status is Need Update.</p> <p>This setting is not stored anywhere and is used only to update the Client certificate when checked and is cleared automatically.</p>                                                                                                                                                                                                                                                                                                                                                             |
| Authorization String                    | <p>Provide the authentication (authorization) string generated under the CAPF profile.</p> <p>To install or upgrade a locally stored certificate, the User must enter the authentication (authorization) string. This string supports one-time use only; after you use the string for an instance, you cannot use it again.</p> <p>This is required for Client authentication with CAPF Server and Private Key storage on client machine.</p>                                                                                                                                                                                                                                               |
| Instance Identifier                     | <p>Provide Instance ID for CAPF end User profile:</p> <p>Each secure connection to CTIManager must have its own certificate for authentication. With the restriction of a distinct certificate per connection, CAPF Server must verify that the user with appropriate AuthCode and InstanceID is requesting the certificate. CAPF server uses the AuthCode and InstanceID to verify the User's identity. Once CAPF server provides a certificate it clears the AuthCode to ensure that only one instance of an application requests a certificate based on a single AuthCode. Cisco Unified CM Administration UI allows User configuration to provide multiple InstanceID and AuthCode.</p> |
| IP Address                              | Provide the CAPF server IP address from which to fetch the client certificate.                                                                                                                                                                                                                                                                                                                                                                                                                                                                                                                                                                                                              |
| Port                                    | Provide the CAPF Server Port to connect for Certificate download (Default :3804).                                                                                                                                                                                                                                                                                                                                                                                                                                                                                                                                                                                                           |
| Number of Retries for Certificate Fetch | <p>Indicates the number of retries TSP will perform to connect to the CAPF Server for certificate download in case of an error.</p> <p>This value is used when a communication failure occurs while the certificate installation is taking place.</p> <p>Default value is 0 and range is 0 to 3.</p>                                                                                                                                                                                                                                                                                                                                                                                        |
| Retry Interval for Certificate Fetch    | <p>Indicates the number of seconds the TSP should wait between re-attempting to retrieve the certificate.</p> <p>Default value is 0 and range is 0 to 15.</p>                                                                                                                                                                                                                                                                                                                                                                                                                                                                                                                               |
| TFTP IP Address                         | Indicates the TFTP server IP address from which to fetch the CTL file. CTL file is required to verify the server certificate, sent while mutually authenticating the TLS connection.                                                                                                                                                                                                                                                                                                                                                                                                                                                                                                        |

## Configuring Cisco Media Driver and Cisco Wave Driver

### Cisco Media Driver

The Cisco Media Driver configuration can be changed by selecting Configure Cisco TAPI Media Driver from the Cisco TSP Program Group. The user can choose to use the Cisco Wave Driver or the new Cisco Media Driver, as show below. When the Cisco Media Driver is selected, the Udp Port Range Start and End settings appear. The media driver settings are used by all TSP instances. If the Cisco Wave Driver is desired, select Cisco Wave Driver and refer to [Cisco Media Driver Selection, on page 111](#).

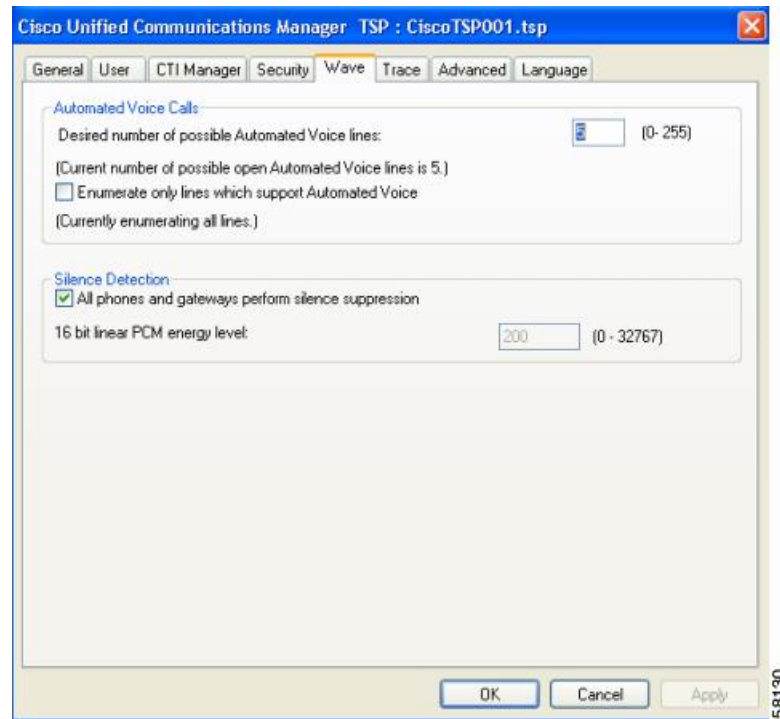
**Figure 25: Driver and UDP Port Setting**



## Cisco Wave Driver

The Cisco Wave Media configuration can be changed by selecting Cisco TAPI Configuration from the Cisco TSP Program Group. Select the desired Instance and click Configure. Choose the Wave tab, see the following figure, to configure the Wave driver settings for the specified instance.

**Figure 26: Cisco Unified Communications Manager TSP Wave Tab**



The table below describes the Wave tab fields that must be set.

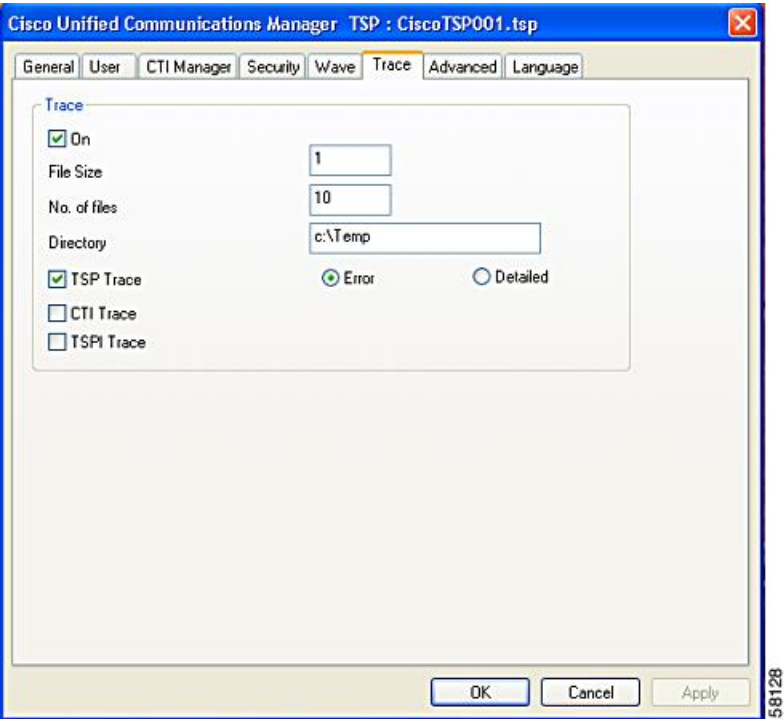
**Table 8: Wave Tab Configuration Fields**

| Field                 | Description                                                                                                                                                                                                                                                                                                                                                                                                                                                                                                                                                                                                                                                                                                                                                                                                                                                                                                                                                                                                                                                                                                                                                                                                                                                                                                                                                                                                                                                                   |
|-----------------------|-------------------------------------------------------------------------------------------------------------------------------------------------------------------------------------------------------------------------------------------------------------------------------------------------------------------------------------------------------------------------------------------------------------------------------------------------------------------------------------------------------------------------------------------------------------------------------------------------------------------------------------------------------------------------------------------------------------------------------------------------------------------------------------------------------------------------------------------------------------------------------------------------------------------------------------------------------------------------------------------------------------------------------------------------------------------------------------------------------------------------------------------------------------------------------------------------------------------------------------------------------------------------------------------------------------------------------------------------------------------------------------------------------------------------------------------------------------------------------|
| Automated Voice Calls | <p>The number of Cisco Wave devices determines the number of automated voice lines. (The default value is 5.) The application can open as many CTI ports as the number of Cisco Wave devices that are configured. For example, if you enter "5," you need to create five CTI port devices in Cisco Unified Communications Manager. If you change this number, you need to remove and then reinstall any Cisco Wave devices which were installed.</p> <p>A maximum of 255 Wave devices for all installed TSP instances can be configured. The Wave device limit is specific to Microsoft TAPI which limits the number of Wave devices per Wave driver to 255. The Cisco Media Driver does not have this limitation.</p> <p>When you configure 256 or more Wave devices (including Cisco or other Wave devices), Windows displays the following message when you access the Sounds and Multimedia control panel: "An Error occurred while Windows was working with the Control Panel file C:\Winnt\System32\MMSYS.CPL."</p> <p>The current number of possible automated voice lines designates the maximum number of lines that can be simultaneously opened by using both LINEMEDIAMODE_AUTOMATEDVOICE and LINEMEDIAMODE_INTERACTIVEVOICE.</p> <p>If you are not developing a third-party call control application, check the Enumerate only lines that support automated voice check box, so the Cisco TSP detects only lines that are associated with a CTI port device.</p> |
| Silence Detection     | <p>If you use silence detection, this check box notifies the Wave driver to detect silence on lines that support automated voice calls that are using the Cisco Wave Driver. If the check box is selected (default), the Wave driver searches for the absence of audio-stream RTP packets. As all devices on the network suppress silence and stop sending packets, this method provides a very efficient way for the Wave driver to detect silence.</p> <p>However, if some phones or gateways do not perform silence suppression, the Wave driver must analyze the content of the media stream and, at some threshold, declare that silence is in effect. This CPU-intensive method handles media streams from any type of device.</p> <p>If some phones or gateways on your network do not perform silence suppression, you must specify the energy level at which the Wave driver declares that silence is in effect. This value of the 16-bit linear energy level ranges from 0 to 32767, and the default value is 200. If all phones and gateways perform silence suppression, the system ignores this value.</p>                                                                                                                                                                                                                                                                                                                                                       |

Trace

The Trace tab allows you to configure various trace settings, as illustrated below. Changes to trace parameters take effect immediately and do not require a computer reboot, even if the TSP is running.

Figure 27: Cisco Unified Communications Manager TSP Trace Tab



The table below describes the Trace tab fields that must be set.

Table 9: Trace Tab Configuration Fields

| Field     | Description                                                                                                                                                                                                                                                                                                                                                                                                                                                                             |
|-----------|-----------------------------------------------------------------------------------------------------------------------------------------------------------------------------------------------------------------------------------------------------------------------------------------------------------------------------------------------------------------------------------------------------------------------------------------------------------------------------------------|
| On        | <p>This setting allows you to enable Global Cisco TSP trace.</p> <p>Select the check box to enable Cisco TSP trace. When you enable trace, you can modify other trace parameters in the dialog box. The Cisco TSP trace depends on the values that you enter in these fields.</p> <p>Clear the check box to disable Cisco TSP trace. When you disable trace, you cannot choose any trace parameters in the dialog box, and TSP ignores the values that are entered in these fields.</p> |
| File size | <p>Default file size is 1 MB.</p>                                                                                                                                                                                                                                                                                                                                                                                                                                                       |

| Field        | Description                                                                                                                                                                                                                                                                                                                                                                                                                                                       |
|--------------|-------------------------------------------------------------------------------------------------------------------------------------------------------------------------------------------------------------------------------------------------------------------------------------------------------------------------------------------------------------------------------------------------------------------------------------------------------------------|
| No. of files | Use this field to specify the maximum number of trace files. The default value is 10. File numbering occurs in a rotating sequence starting at 0. The counter restarts at 0 after it reaches the maximum number of files minus one.                                                                                                                                                                                                                               |
| Directory    | <p>Use this field to specify the location in which trace files for all CiscoTSPs are stored.</p> <p>The system creates a subdirectory for each instance of CiscoTSP. For example, the CiscoTSP001Log directory stores Cisco TSP 1 log files. The system creates trace files with filename TSP001Debug000xxx.txt for each TSP in its respective subdirectory.</p>                                                                                                  |
| TSP Trace    | <p>This setting activates internal TSP tracing. When you activate TSP tracing, Cisco Unified TSP logs internal debug information that you can use for debugging purposes. You can choose one of the following levels:</p> <p>Error—Logs only TSP errors.</p> <p>Detailed—Logs all TSP details (such as log function calls in the order that they are called).</p> <p>The system checks the TSP Trace check box and chooses the Error radio button by default.</p> |
| CTI Trace    | This setting traces messages that flow between Cisco TSP and CTIManager. By default, CTI Trace is not selected.                                                                                                                                                                                                                                                                                                                                                   |
| TSPI Trace   | <p>This setting traces all messages and function calls between Microsoft TAPI and the Cisco TSP. By default, TSPI Trace is not selected.</p> <p>If TSPI Trace is enabled, Cisco TSP traces all the function calls that Microsoft TAPI makes to the Cisco TSP with parameters and messages (events) from Cisco TSP to MS TAPI.</p>                                                                                                                                 |

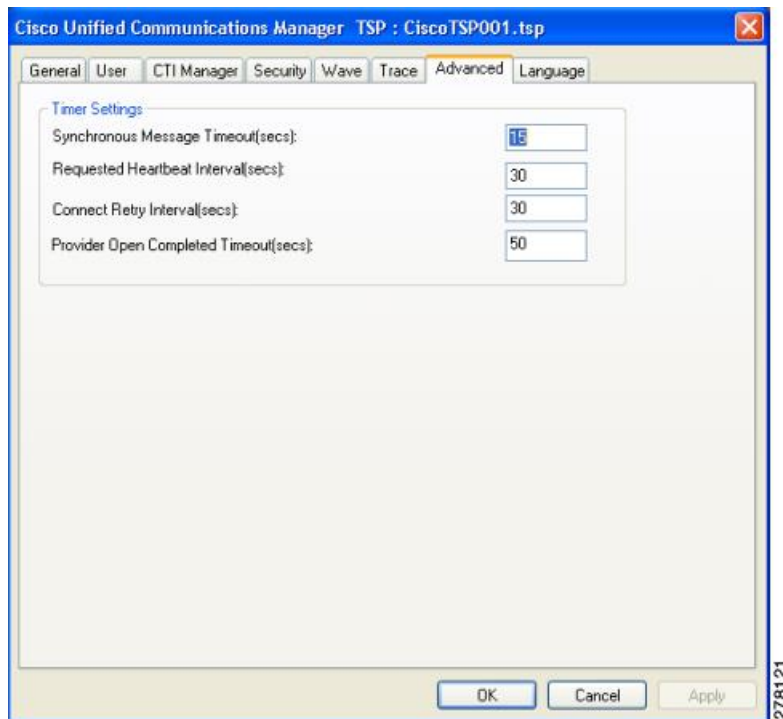
## Advanced

The Advanced tab allows you to configure timer settings, as illustrated in below.

**Note**

Timer settings should only be changed when necessary and recommended by Cisco Technical Assistance Center (TAC).

**Figure 28: Cisco Unified Communications Manager TSP Advanced Tab**



The table below describes the Advanced tab fields that must be set.

**Table 10: Advanced Configuration Fields**

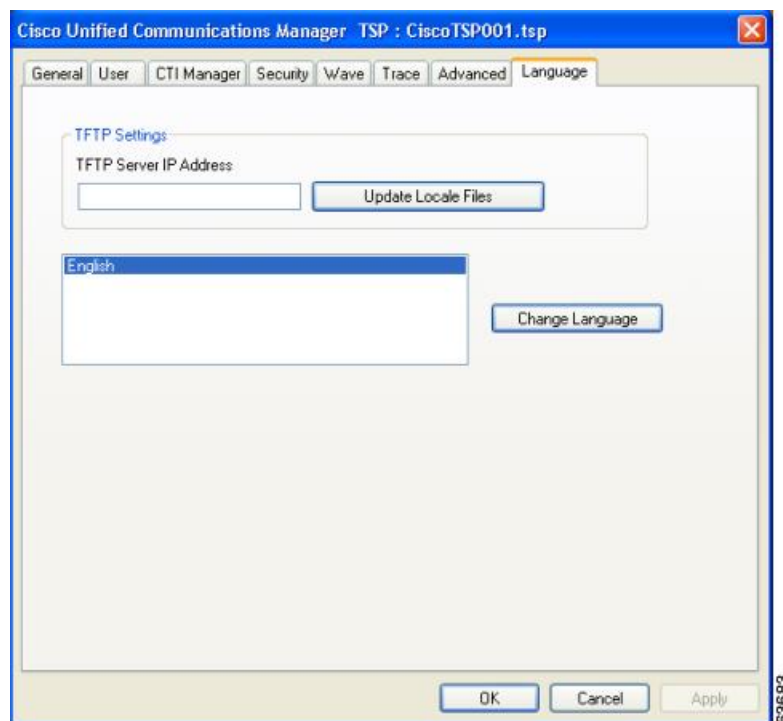
| Field                               | Description                                                                                                                                                                                                                                                                                                                        |
|-------------------------------------|------------------------------------------------------------------------------------------------------------------------------------------------------------------------------------------------------------------------------------------------------------------------------------------------------------------------------------|
| Synchronous Message Timeout (secs)  | Use this field to designate the time that the TSP waits to receive a response to a synchronous message. The value displays in seconds, and the default value is 15. Range goes from 5 to 60 seconds.                                                                                                                               |
| Requested Heartbeat Interval (secs) | Use this field to designate the interval at which the heartbeat messages are sent from TSP to detect whether the CTI Manager connection is still alive. TSP sends heartbeats when no traffic exists between the TSP and CTI Manager for 30 seconds or more. The default interval is 30 seconds. Range goes from 30 to 300 seconds. |

| Field                                  | Description                                                                                                                                                                                                                                                                                                                                                                          |
|----------------------------------------|--------------------------------------------------------------------------------------------------------------------------------------------------------------------------------------------------------------------------------------------------------------------------------------------------------------------------------------------------------------------------------------|
| Connect Retry Interval (secs)          | Use this field to designate the interval between reconnection attempts after a CTI Manager connection failure. The default value is 30 seconds. Range goes from 15 to 300 seconds.                                                                                                                                                                                                   |
| Provider Open Completed Timeout (secs) | Use this field to designate the time that Cisco Unified TSP waits for a Provider Open Completed Event, which indicates the CTI Manager is initialized and ready to serve TSP requests. Be aware that CTI initialization time is directly proportional to the number of devices that are configured in the system. The default value is 50 seconds. Range goes from 5 to 900 seconds. |

## Language

The Language tab displays the installed locales and allows for localization of the client user interface, as illustrated in below.

**Figure 29: Cisco Unified Communications Manager TSP Language Tab**



The following table describes the Language tab fields.

**Table 11: Language Configuration Fields**

| Field                  | Description                                                                                                                          |
|------------------------|--------------------------------------------------------------------------------------------------------------------------------------|
| TFTP Server IP Address | Configure the TFTP server IP where the COP files are installed for the desired Locales.                                              |
| Update Locale Files    | Downloads the locale files from the configured TFTP server and extracts those files to the resources directory in the client machine |
| Change Language        | Choose a language and click this to reload the tabs with the text in that language.                                                  |

## Verify the Cisco Unified CM TSP Installation

Use the Microsoft Windows Phone Dialer Application to verify that the Cisco TSP client has been installed and is configured correctly. Locate the dialer application by performing a search for dialer.exe.

### Procedure

- 
- Step 1** Open the Dialer application by locating it in Windows Explorer and double-clicking it
- Step 2** Choose **Edit > Options**.
- Step 3** Choose Phone as the **Preferred Line for Calling**.
- Step 4** In the Line Used For area, choose one Cisco Line in the **Phone Calls** drop-down menu.
- Step 5** Click **OK**.
- Step 6** Click **Dial**.
- Step 7** Enter a number to dial, choose Phone Call in the Dial as box, and then click **Place Call**.
- 

### What to Do Next

If the call is successful, the Cisco TSP client is installed correctly.

If you encounter problems during this procedure, or if no lines appear in the line drop-down list on the dialer application, check the following items:

- Verify the Cisco TSP configuration settings by opening the Cisco TAPI Configuration tool and verifying the configured parameters.
- Reboot the computer to ensure all configuration options and installation processes have completed and are updated successfully.
- Test the network link between the Cisco TSP client machine and Cisco Unified CM by using the ping command to check connectivity.
- Ensure that the Cisco Unified CM CTIManager is running.

# Managing the Cisco Unified CM TSP

You can perform the following actions on all installed TSPs:

- Reinstall the existing Cisco Unified TSP client (same version)
- Upgrade to the newer version of the Cisco TSP client
- Remove Cisco TSP from the Telephone Service Provider List
- Uninstall the Cisco TSP client
- Uninstall the Cisco Wave Driver

## Related Topics

[Reinstall the Cisco Unified TSP, on page 139](#)

[Upgrade the Cisco Unified TSP, on page 139](#)

[Remove Cisco Unified TSP From the Provider List, on page 140](#)

[Uninstall the Cisco TSP Client, on page 140](#)

[Uninstall the Cisco Wave Driver, on page 141](#)

[Auto Update for Cisco Unified TSP Upgrades, on page 141](#)

## Reinstall the Cisco Unified TSP

Use the following procedure to reinstall the Cisco Unified TSP on all supported platforms.

### Procedure

- 
- Step 1** Open the Control Panel and double-click **Add/Remove Programs**.
  - Step 2** Choose Cisco Unified TSP and click **Change**.  
The Cisco Unified TSP maintenance install dialog box displays.
  - Step 3** Click the **Reinstall TSP** radio button and click **Next**.
  - Step 4** Follow the online instructions.
  - Step 5** Restart the computer
- 

## Upgrade the Cisco Unified TSP

Use the following procedure to upgrade the Cisco Unified TSP on all supported platforms.

### Procedure

---

- Step 1** Download and save the new TSP client on the target PC and double-click the installer.
  - Step 2** Select the **Upgrade from TSP** radio button and click **Next**.
  - Step 3** Follow the online instructions.
  - Step 4** Restart the computer
- 

## Remove Cisco Unified TSP From the Provider List

This process removes the Cisco TSP from the Microsoft provider list but does not uninstall the TSP client. To make these changes, perform the following steps.

### Procedure

---

- Step 1** Open the Control Panel.
  - Step 2** Double-click the **Phone and Modem** icon.
  - Step 3** Click the **Advanced** tab.
  - Step 4** Choose the Cisco Unified TSP that you want to remove.
  - Step 5** To delete the Cisco Unified TSP from the list, click **Remove**.
- 

## Uninstall the Cisco TSP Client

To remove the Cisco TSP client, choose Uninstall Cisco TAPI from the Cisco TSP Program Group. Alternatively, use the following procedure to uninstall the Cisco TSP on all supported platforms.

### Procedure

---

- Step 1** Open the Control Panel and double-click **Add/Remove Programs**.
  - Step 2** Choose the Cisco Unified TSP that you want to remove and click **Remove**. The Cisco TSP maintenance install dialog box displays.
  - Step 3** Select the **Uninstall: Remove the installed TSP** radio button and click **Next**.
  - Step 4** Follow the online instructions.
  - Step 5** Restart the computer
-

## Uninstall the Cisco Wave Driver

To remove the Cisco Wave Driver, perform one of the following procedures.

### Uninstall the Cisco Wave Driver for Windows 2003

To remove the Cisco Wave Driver for Windows 2003, perform the following steps.

#### Procedure

---

- Step 1** Open the Control Panel.
  - Step 2** Select **Sound and Audio Devices**.
  - Step 3** Click the **Hardware** tab.
  - Step 4** Select **Cisco Unified Communications Manager TSP Wave Driver**.
  - Step 5** Click **Properties**.
  - Step 6** Click the **Driver** tab.
  - Step 7** Click **Uninstall** and **OK** to remove.
  - Step 8** If the Cisco TAPI Wave Driver entry is still displayed, close and open the window again to verify that it has been removed.
  - Step 9** Restart the computer.
- 

### Uninstall the Cisco Wave Driver for Windows 2008

To remove the Cisco Wave Driver for Windows 2008, perform the following steps.

#### Procedure

---

- Step 1** Open the Control Panel.
  - Step 2** Select **Device Manager**.
  - Step 3** Click the **Sounds, Video, and Game Controllers** tab.
  - Step 4** Select **Cisco Unified Communications Manager TSP Wave Driver**.
  - Step 5** Right click and select **Uninstall**.
  - Step 6** Restart the computer.
- 

## Auto Update for Cisco Unified TSP Upgrades

Cisco TSP supports an auto update feature, so the latest client is downloaded and installed on the client machine automatically. When Cisco Unified Communications Manager is upgraded to a higher version and the Cisco

TSP client Auto-Upgrade option is set to Ask or Always, the latest Cisco TSP client will be downloaded to the computer automatically. If Ask is configured, the user will be prompted to upgrade the client. If Always is configured, the client will upgrade automatically. The logged-in user must have local Administrative rights to install applications to use the auto-upgrade feature.

## Auto Update Behavior

As part of the Cisco TSP initialization when the application issues lineInitializeEx, Cisco TSP queries the current TSP client version information that is available from the Cisco Unified CM server running CTIManager. Cisco TSP compares the installed Cisco TSP version with the client version available on the server. If a newer version is available and Auto-Upgrade is enabled, the Cisco TSP triggers the auto-update process. As part of Auto-Upgrade, Cisco TSP behaves in the following ways on different platforms.

After Cisco TSP detects that an upgradeable version is available, Cisco TSP reports 0 lines to the application and removes the Cisco TSP provider from the provider list. If a new TSP client version is detected during the reconnect time, the running applications receive LINE\_REMOVE for all lines, which are already initialized and are in an OutOfService state. Cisco TSP silently upgrades to the new version that was downloaded from Cisco Unified CM and puts the Cisco TSP provider back on the provider list. All the running applications receive LINE\_CREATE messages.

Windows XP supports multiple user logon sessions (as part of fast user switching), however, the system supports Auto Upgrade only for the first logged-on User. If multiple User sessions are active, Cisco TSP only supports the Auto Upgrade functionality for the first logged-on user.



### Note

If a User has multiple Cisco TSPs installed on the client machine, the system enables only the first Cisco TSP instance to set up the Auto Upgrade configuration. All Cisco TSP clients are upgraded to a common version upon version mismatch. From Control Panel, select **Phone & Modem Options>Advanced>Cisco TSP001**, the General window displays the options for Auto Upgrade.

The Cisco TSP client plug-in location can be changed to a different machine other than the Cisco Unified CM server (if desired). The default location is `//<Cisco Unified CM Server IP address or hostname>/ccmpluginsserver`.

If Silent upgrade fails on any listed platforms for any reason, the old Cisco TSP provider(s) do not get put back on the provider list to avoid any looping of the Auto Upgrade process. Ensure that the update options are cleared and the providers added to provider list manually. Update the Cisco TSP manually or fix the issue(s) encountered during Auto Upgrade and reinitialize the Cisco TSP client to re-trigger the Auto Upgrade process.



### Note

TSPAutoinstall.exe requires the Telephony Service LocalSystem logon option to Allow Service to interact with Desktop. If the logon option is not set as LocalSystem or logon option is LocalSystem but Allow Service to interact with Desktop is disabled (not selected), then Cisco TSP cannot launch the AutoInstall UI windows and will not succeed.



### Note

In the 8.5(1) release, the above services are not enabled as TSPAutoInstall.exe runs as an independent background process. Following the installation, upgrade, or reinstall of Cisco TSP, you must disable the User Account Control before the reboot.

Ensure that the following logon options are set for the telephony service.

- 1 Logon as: **LocalSystem**.
- 2 Enable the check box **Allow Service to interact with Desktop**.

These telephony service settings, when changed, require manual restart of the service to take effect. If the Microsoft Remote Connection Manager service is not disabled, reboot the PC for the changes to take effect.





## Basic TAPI Implementation

---

This chapter outlines the TAPI 2.1 functions, events, and messages that the Cisco Unified TAPI Service Provider (TSP) supports. This chapter contains functions in the following sections:

- [Overview, page 145](#)
- [TAPI Line Functions, page 145](#)
- [TAPI Line Messages, page 205](#)
- [TAPI Line Device Structures, page 227](#)
- [TAPI Phone Functions, page 286](#)
- [TAPI Phone Messages, page 304](#)
- [TAPI Phone Structures, page 313](#)
- [Wave Functions, page 321](#)

### Overview

TAPI comprises a set of classes that expose the functionality of the Cisco Unified Communications Solutions. TAPI enables developers to create customized IP telephony applications for Cisco Unified Communications Manager without specific knowledge of the communication protocols between the Cisco Unified Communications Manager and the service provider. For example, a developer could create a TAPI application that communicates with an external voice-messaging system.

### TAPI Line Functions

The number of TAPI devices that are configured in the Cisco Unified Communications Manager determines the number of available lines. Cisco Media Driver is used to terminate a media stream in the first-party call control models.

**Table 12: TAPI Line Functions Supported**

| <b>TAPI line functions supported</b>                  |
|-------------------------------------------------------|
| <a href="#">lineAccept</a> , on page 148              |
| <a href="#">lineAddProvider</a> , on page 149         |
| <a href="#">lineAddToConference</a> , on page 150     |
| <a href="#">lineAnswer</a> , on page 150              |
| <a href="#">lineBlindTransfer</a> , on page 151       |
| <a href="#">lineCallbackFunc</a> , on page 152        |
| <a href="#">lineClose</a> , on page 153               |
| <a href="#">lineCompleteTransfer</a> , on page 153    |
| <a href="#">lineConfigProvider</a> , on page 154      |
| <a href="#">lineDeallocateCall</a> , on page 155      |
| <a href="#">lineDevSpecific</a> , on page 155         |
| <a href="#">lineDevSpecificFeature</a> , on page 157  |
| <a href="#">lineDial</a> , on page 158                |
| <a href="#">lineDrop</a> , on page 159                |
| <a href="#">lineForward</a> , on page 160             |
| <a href="#">lineGenerateDigits</a> , on page 162      |
| <a href="#">lineGenerateTone</a> , on page 163        |
| <a href="#">lineGetAddressCaps</a> , on page 165      |
| <a href="#">lineGetAddressID</a> , on page 165        |
| <a href="#">lineGetAddressStatus</a> , on page 166    |
| <a href="#">lineGetCallInfo</a> , on page 167         |
| <a href="#">lineGetCallStatus</a> , on page 167       |
| <a href="#">lineGetConfRelatedCalls</a> , on page 168 |
| <a href="#">lineGetDevCaps</a> , on page 169          |

|                                                           |
|-----------------------------------------------------------|
| <b>TAPI line functions supported</b>                      |
| <a href="#">lineGetID, on page 169</a>                    |
| <a href="#">lineGetLineDevStatus, on page 171</a>         |
| <a href="#">lineGetMessage, on page 171</a>               |
| <a href="#">lineGetNewCalls, on page 172</a>              |
| <a href="#">lineGetNumRings, on page 173</a>              |
| <a href="#">lineGetProviderList, on page 174</a>          |
| <a href="#">lineGetRequest, on page 175</a>               |
| <a href="#">lineGetStatusMessages, on page 176</a>        |
| <a href="#">lineGetTranslateCaps, on page 176</a>         |
| <a href="#">lineHandoff, on page 177</a>                  |
| <a href="#">lineHold, on page 178</a>                     |
| <a href="#">lineInitialize, on page 179</a>               |
| <a href="#">lineInitializeEx, on page 180</a>             |
| <a href="#">lineMakeCall, on page 181</a>                 |
| <a href="#">lineMonitorDigits, on page 182</a>            |
| <a href="#">lineMonitorTones, on page 183</a>             |
| <a href="#">lineNegotiateAPIVersion, on page 183</a>      |
| <a href="#">lineNegotiateExtVersion, on page 184</a>      |
| <a href="#">lineOpen, on page 185</a>                     |
| <a href="#">linePark, on page 187</a>                     |
| <a href="#">linePrepareAddToConference, on page 188</a>   |
| <a href="#">lineRedirect, on page 190</a>                 |
| <a href="#">lineRegisterRequestRecipient, on page 190</a> |
| <a href="#">lineRemoveFromConference, on page 191</a>     |

|                                                     |
|-----------------------------------------------------|
| <b>TAPI line functions supported</b>                |
| <a href="#">lineSetAppPriority</a> , on page 193    |
| <a href="#">lineSetCallPrivilege</a> , on page 194  |
| <a href="#">lineSetNumRings</a> , on page 195       |
| <a href="#">lineSetStatusMessages</a> , on page 196 |
| <a href="#">lineSetTollList</a> , on page 197       |
| <a href="#">lineSetupConference</a> , on page 198   |
| <a href="#">lineSetupTransfer</a> , on page 199     |
| <a href="#">lineShutdown</a> , on page 200          |
| <a href="#">lineTranslateAddress</a> , on page 201  |
| <a href="#">lineTranslateDialog</a> , on page 202   |
| <a href="#">lineUnhold</a> , on page 204            |
| <a href="#">lineUnpark</a> , on page 204            |

## lineAccept

The lineAccept function accepts the specified offered call.

### Function Details

```
LONG lineAccept(HCALL hCall,
LPCSTR lpsUserUserInfo,
DWORD dwSize
);
```

### Parameters

#### hCall

A handle to the call to be accepted. The application must be an owner of the call. Call state of hCall must be offering.

**lpsUserUserInfo**

A pointer to a string that contains user-user information to be sent to the remote party as part of the call accept. Leave this pointer NULL if you do not want to send user-user information. User-user information is sent only if supported by the underlying network. The protocol discriminator member for the user-user information, if required, should appear as the first byte of the buffer that is pointed to by lpsUserUserInfo and must be accounted for in dwSize.




---

**Note** The Cisco Unified TSP does not support user-user information.

---

**dwSize**

The size in bytes of the user-user information in lpsUserUserInfo. If lpsUserUserInfo is NULL, no user-user information gets sent to the calling party, and dwSize is ignored.

## lineAddProvider

The lineAddProvider function installs a new telephony service provider into the telephony system.

**Function Details**

```
LONG WINAPI lineAddProvider( LPCSTR lpszProviderFilename,
    HWND hwndOwner,
    LPDWORD lpdwPermanentProviderID
);
```

**Parameters****lpszProviderFilename**

A pointer to a null-terminated string that contains the path of the service provider to be added.

**hwndOwner**

A handle to a window in which dialog boxes that need to be displayed as part of the installation process (for example, by the service provider's TSPI\_providerInstall function) would be attached. Can be NULL to indicate that any window created during the function should have no owner window.

**lpdwPermanentProviderID**

A pointer to a DWORD-sized memory location into which TAPI writes the permanent provider identifier of the newly installed service provider.

**Return Values**

Returns zero if request succeeds or a negative number if an error occurs. Possible return values are:

- LINEERR\_INFILECORRUPT
- LINEERR\_NOMEM

- LINEERR\_INVALIDPARAM
- LINEERR\_NOMULTIPLEINSTANCE
- LINEERR\_INVALIDPOINTER
- LINEERR\_OPERATIONFAILED

## lineAddToConference

This function takes the consult call that is specified by hConsultCall and adds it to the conference call that is specified by hConfCall.

### Function Details

```
LONG lineAddToConference( HCALL hConfCall,
    HCALL hConsultCall
);
```

### Parameters

#### hConfCall

A pointer to the conference call handle. The state of the conference call must be OnHoldPendingConference or OnHold.

#### hConsultCall

A pointer to the consult call that will be added to the conference call. The application must be the owner of this call, and it cannot be a member of another conference call. The allowed states of the consult call comprise connected, onHold, proceeding, or ringback

## lineAnswer

The lineAnswer function answers the specified offering call.



### Note

CallProcessing requires previous calls on the device to be in connected call state before answering further calls on the same device. If calls are answered without checking for the call state of previous calls on the same device, then Cisco Unified TSP might return a successful answer response but the call will not go to connected state and needs to be answered again.

### Function Details

```
LONG lineAnswer( HCALL hCall,
    LPCSTR lpsUserUserInfo,
    DWORD dwSize
);
```

**Parameters****hCall**

A handle to the call to be answered. The application must be an owner of this call. The call state of hCall must be offering or accepted.

**lpsUserUserInfo**

A pointer to a string that contains user-user information to be sent to the remote party at the time the call is answered. You can leave this pointer NULL if no user-user information will be sent.

User-user information only gets sent if supported by the underlying network. The protocol discriminator field for the user-user information, if required, should be the first byte of the buffer that is pointed to by lpsUserUserInfo and must be accounted for in dwSize.

**Note**

The Cisco Unified TSP does not support user-user information.

**dwSize**

The size in bytes of the user-user information in lpsUserUserInfo. If lpsUserUserInfo is NULL, no user-user information gets sent to the calling party, and dwSize is ignored.

## lineBlindTransfer

The lineBlindTransfer function performs a blind or single-step transfer of the specified call to the specified destination address.

**Note**

The lineBlindTransfer function that is implemented until Cisco Unified TSP 3.3 does not comply with the TAPI specification. This function actually gets implemented as a consultation transfer and not a single-step transfer. From Cisco Unified TSP 4.0, the lineBlindTransfer complies with the TAPI specs wherein the transfer is a single-step transfer.

If the application tries to blind transfer a call to an address that requires a FAC, CMC, or both, then the lineBlindTransfer function will return an error. If a FAC is required, the TSP will return the error LINEERR\_FACREQUIRED. If a CMC is required, the TSP will return the error LINEERR\_CMCREQUIRED. If both a FAC and a CMC are required, the TSP will return the error LINEERR\_FACANDCMCREQUIRED. An application that wants to blind transfer a call to an address that requires a FAC, CMC, or both, should use the lineDevSpecific -BlindTransferFACCMC function.

**Function Details**

```
LONG lineBlindTransfer( HCALL hCall,
    LPCSTR lpszDestAddress,
    DWORD dwCountryCode
);
```

**Parameters****hCall**

A handle to the call to be transferred. The application must be an owner of this call. The call state of hCall must be connected.

**lpszDestAddress**

A pointer to a NULL-terminated string that identifies the location to which the call is to be transferred. The destination address uses the standard dial number format.

**dwCountryCode**

The country code of the destination. The implementation uses this parameter to select the call progress protocols for the destination address. If a value of 0 is specified, the defined default call-progress protocol is used.

## lineCallbackFunc

The lineCallbackFunc function provides a placeholder for the application-supplied function name.

**Function Details**

```
VOID FAR PASCAL lineCallbackFunc(  DWORD hDevice,
    DWORD dwMsg,
    DWORD dwCallbackInstance,
    DWORD dwParam1,
    DWORD dwParam2,
    DWORD dwParam3
);
```

**Parameters****hDevice**

A handle to either a line device or a call that is associated with the callback. The context that dwMsg provides determines the nature of this handle (line handle or call handle). Applications must use the DWORD type for this parameter because using the HANDLE type may generate an error.

**dwMsg**

A line or call device message.

**dwCallbackInstance**

Callback instance data that is passed back to the application in the callback. TAPI does not interpret DWORD.

**dwParam1**

A parameter for the message.

**dwParam2**

A parameter for the message.

**dwParam3**

A parameter for the message.

**Further Details**

For information about parameter values that are passed to this function, see [TAPI Line Functions](#), on page 145.

## lineClose

The lineClose function closes the specified open line device.

**Function Details**

```
LONG lineClose( HLINE hLine
);
```

**Parameter**

hLine

A handle to the open line device to be closed. After the line has been successfully closed, this handle no longer remains valid.

## lineCompleteTransfer

The lineCompleteTransfer function completes the transfer of the specified call to the party that is connected in the consultation call.

**Function Details**

```
LONG lineCompleteTransfer( HCALL hCall,
    HCALL hConsultCall,
    LPHCALL lphConfCall,
    DWORD dwTransferMode
);
```

**Parameters**

**hCall**

A handle to the call to be transferred. The application must be an owner of this call. The call state of hCall must be onHold, onHoldPendingTransfer.

**hConsultCall**

A handle to the call that represents a connection with the destination of the transfer. The application must comprise an owner of this call. The call state of hConsultCall must be connected, ringback, busy, or proceeding.

**lphConfCall**

A pointer to a memory location where an hCall handle can be returned. If dwTransferMode is LINETRANSFERMODE\_CONFERENCE, the newly created conference call is returned in lphConfCall and the application becomes the sole owner of the conference call. Otherwise, TAPI ignores this parameter.

**dwTransferMode**

Specifies how the initiated transfer request is to be resolved. This parameter uses the following LINETRANSFERMODE\_ constant:

- LINETRANSFERMODE\_TRANSFER—Resolve the initiated transfer by transferring the initial call to the consultation call.
- LINETRANSFERMODE\_CONFERENCE—The transfer gets resolved by establishing a three-way conference among the application, the party connected to the initial call, and the party connected to the consultation call. Selecting this option creates a conference call.

## lineConfigProvider

The lineConfigProvider function causes a service provider to display its configuration dialog box. This basically provides a straight pass-through to TSPI\_providerConfig.

**Function Details**

```
LONG WINAPI lineConfigProvider(  HWND hwndOwner,
                                DWORD dwPermanentProviderID
);
```

**Parameters****hwndOwner**

A handle to a window to which the configuration dialog box (displayed by TSPI\_providerConfig) is attached. This parameter can equal NULL to indicate that any window that is created during the function should have no owner window.

**dwPermanentProviderID**

The permanent provider identifier of the service provider to be configured.

**Return Values**

Returns zero if the request succeeds or a negative number if an error occurs. Possible return values follow:

- LINEERR\_INIFILECORRUPT

- LINEERR\_NOMEM
- LINEERR\_INVALIDPARAM
- LINEERR\_OPERATIONFAILED

## lineDeallocateCall

The lineDeallocateCall function deallocates the specified call handle.

### Function Details

```
LONG lineDeallocateCall( HCALL hCall  
);
```

### Parameter

hCall

The call handle to be deallocated. An application with monitoring privileges for a call can always deallocate its handle for that call. An application with owner privilege for a call can deallocate its handle unless it is the sole owner of the call and the call is not in the idle state. The call handle is invalid after it is deallocated.

## lineDevSpecific

The lineDevSpecific function enables service providers to provide access to features that other TAPI functions do not offer. The extensions are device-specific and the applications must be able to read the extensions to take advantage of these extensions.

When used with the Cisco Unified TSP, lineDevSpecific can be used to:

- Enable the message waiting lamp for a particular line.
- Handle the audio stream (instead of using the provided Cisco wave driver).
- Turn On or Off the reporting of media streaming messages for a particular line.
- Register a CTI port or route point for dynamic media termination.
- Set the IP address and the UDP port of a call at a CTI port or route point with dynamic media termination.
- Redirect a Call and Reset the OriginalCalledID of the call to the party that is the destination of the redirect.
- Redirect a call and set the OriginalCalledID of the call to any party.
- Join two or more calls into one conference call.
- Redirect a Call to a destination that requires a FAC, CMC, or both.
- Blind Transfer a Call to a destination that requires a FAC, CMC, or both.
- Open a CTI port in third party mode.
- Set the SRTP algorithm IDs that a CTI port supports.

- Acquire any CTI-controllable device in the Cisco Unified Communications Manager system, which needs to be opened in super provider mode.
- Deacquire any CTI-controllable device in the Cisco Unified Communications Manager system.
- Trigger the actual line open from the TSP side. This is used for the delayed open mechanism.
- Initiate TalkBack on the Intercom Whisper call of the Intercom line
- Query SpeedDial and Label setting of a Intercom line.
- Set SpeedDial and Label setting of a Intercom line.
- Start monitoring a call
- Start recording of a call
- Stop recording of a call
- Direct call with feature priority (see [Secure Conference](#), on page 86 for more information.
- Transfer without media
- Direct Transfer
- Message Summary
- Register call pickup group for notification
- Unregister call pickup group for notification
- Call pickup request
- Start send media to BIB
- Stop send media to BIB
- Agent zip tone
- Enable feature
- Add remote destination
- Remove remote destination
- Update remote destination
- Hold enhancement

**Note**

In Cisco Unified TSP Releases 4.0 and later, the TSP no longer supports the ability to perform a SwapHold/SetupTransfer on two calls on a line in the CONNECTED and the ONHOLD call states. Therefore, these calls can be transferred by using lineCompleteTransfer. Cisco Unified TSP Releases 4.0 and later enable to transfer these calls using the lineCompleteTransfer function without having to perform the SwapHold/SetupTransfer beforehand.

**Function Details**

```
LONG lineDevSpecific( HLINE hLine,
                     DWORD dwAddressID,
```

```
HCALL hCall,  
LPVOID lpParams,  
DWORD dwSize  
);
```

### Parameters

#### hLine

A handle to a line device. This parameter is required.

#### dwAddressID

An address identifier on the given line device.

#### hCall

A handle to a call. Although this parameter is optional, if it is specified, the call that it represents must belong to the hLine line device. The call state of hCall is device specific.

#### lpParams

A pointer to a memory area that is used to hold a parameter block. The format of this parameter block specifies device specific, and TAPI passes its contents to or from the service provider.

#### dwSize

The size in bytes of the parameter block area.

## lineDevSpecificFeature

The lineDevSpecificFeature function enables service providers to provide access to features that other TAPI functions do not offer. The extensions are device-specific and the applications must be able to read the extensions to take advantage of these extensions. When used with the Cisco TSP, lineDevSpecificFeature can be used to enable/disable Do-Not-Disturb feature on a device.

### Function Details

```
LONG lineDevSpecificFeature(HLINE hLine,  
DWORD dwFeature,  
LPVOID lpParams,  
DWORD dwSize  
);
```

### Parameters

#### hLine

A handle to a line device. This parameter is required.

**dwFeature**

Feature to invoke on the line device. This parameter uses the PHONEBUTTONFUNCTION\_TAPI constants. When used with the Cisco TSP, the only value that is considered valid is PHONEBUTTONFUNCTION\_DONOTDISTURB (0x0000001A).

**lpParams**

A pointer to a memory area used to hold a parameter block. The format of this parameter block is device-specific and TAPI passes its contents to or from the service provider.

**dwSize**

The size in bytes of the parameter block area.

**Return Values**

Returns a positive request identifier if the function is completed asynchronously or a negative number if an error occurs. The dwParam2 parameter of the corresponding LINE\_REPLY message is zero if the function succeeds or it is a negative number if an error occurs.

Possible return values follow:

- LINEERR\_INVALIDFEATURE
- LINEERR\_OPERATIONUNAVAIL
- LINEERR\_INVALLINEHANDLE
- LINEERR\_OPERATIONFAILED
- LINEERR\_INVALIDPOINTER
- LINEERR\_RESOURCEUNAVAIL
- LINEERR\_NOMEM
- LINEERR\_UNINITIALIZED.

**Error Codes**

The following new error can be returned by Cisco TSP for Do-Not-Disturb feature:

LINEERR\_ALREADY\_IN\_REQUESTED\_STATE 0xC0000009

## lineDial

The lineDial function dials the specified number on the specified call.

The application can use this function to enter a FAC or CMC. The FAC or CMC can be entered one digit at a time or multiple digits at a time. The application may also enter both the FAC and CMC if required in one lineDial() request as long as the FAC and CMC are separated by a “#” character. If sending both a FAC and CMC in one lineDial() request, Cisco recommends that you terminate the lpszDestAddress with a “#” character to avoid waiting for the T.302 interdigit time-out.

You cannot use this function to enter a dial string along with a FAC and/or a CMC. You must enter the FAC and/or CMC in a separate lineDial request.

### Function Details

```
LONG lineDial( HCALL hCall,  
    LPCSTR lpszDestAddress,  
    DWORD dwCountryCode  
);
```

### Parameters

#### hCall

A handle to the call on which a number is to be dialed. Ensure the application is an owner of the call. The call state of hCall can be any state except idle and disconnected.

#### lpszDestAddress

The destination to be dialed by using the standard dial number format.

#### dwCountryCode

The country code of the destination. The implementation uses this code to select the call progress protocols for the destination address. If a value of 0 is specified, the default call progress protocol is used.

## lineDrop

The lineDrop function drops or disconnects the specified call. The application can specify user-user information to be transmitted as part of the call disconnect.

### Function Details

```
LONG lineDrop( HCALL hCall,  
    LPCSTR lpszUserUserInfo,  
    DWORD dwSize  
);
```

### Parameters

#### hCall

A handle to the call to be dropped. Ensure the application is an owner of the call. The call state of hCall can be any state except an Idle state.

**lpsUserUserInfo**

A pointer to a string that contains user-user information to be sent to the remote party as part of the call disconnect. You can leave this pointer NULL if no user-user information is to be sent. User-user information is sent only if it is supported by the underlying network. The protocol discriminator field for the user-user information, if required, should appear as the first byte of the buffer that is pointed to by lpsUserUserInfo and must be accounted for in dwSize.




---

**Note** The Cisco Unified TSP does not support user-user information.

---

**dwSize**

The size in bytes of the user-user information in lpsUserUserInfo. If lpsUserUserInfo is NULL, no user-user information gets sent to the calling party, and dwSize is ignored.

## lineForward

The lineForward function forwards calls that are destined for the specified address on the specified line, according to the specified forwarding instructions. When an originating address (dwAddressID) is forwarded, the switch deflects the specified incoming calls for that address to the other number. This function provides a combination of forward all feature. This API allows calls to be forwarded unconditionally to a forwarded destination. This function can also cancel forwarding that is currently in effect.

To indicate that the forward is set/reset, upon completion of lineForward, TAPI fires LINEADDRESSSTATE events that indicate the change in the line forward status.

Change forward destination with a call to lineForward without canceling the current forwarding set on that line.




---

**Note** lineForward implementation of Cisco Unified TSP allows user to set up only one type for forward as dwForwardMode = UNCOND. The lpLineForwardList data structure accepts LINEFORWARD entry with dwForwardMode = UNCOND.

---

**Function Details**

```
LONG lineForward( HLINE hLine,
  DWORD bAllAddresses,
  DWORD dwAddressID,
  LPLINEFORWARDLIST const lpForwardList,
  DWORD dwNumRingsNoAnswer,
  LPHCALL lphConsultCall,
  LPLINECALLPARAMS const lpCallParams
);
```

## Parameters

### hLine

A handle to the line device.

### bAllAddresses

Specifies whether all originating addresses on the line or just the one that is specified gets forwarded. If TRUE, all addresses on the line get forwarded, and dwAddressID is ignored; if FALSE, only the address that is specified as dwAddressID gets forwarded.

### dwAddressID

The address of the specified line whose incoming calls are to be forwarded. This parameter gets ignored if bAllAddresses is TRUE.



---

**Note** If bAllAddresses is FALSE, dwAddressID must equal 0.

---

### lpForwardList

A pointer to a variably sized data structure that describes the specific forwarding instructions of type LINEFORWARDLIST.



---

**Note** To cancel the forwarding that currently is in effect, ensure lpForwardList Parameter is set to NULL.

---

### dwNumRingsNoAnswer

The number of rings before a call is considered a no answer. If dwNumRingsNoAnswer is out of range, the actual value gets set to the nearest value in the allowable range.



---

**Note** This parameter is not used because this version of Cisco Unified TSP does not support call forward no answer.

---

### lphConsultCall

A pointer to an HCALL location. In some telephony environments, this location is loaded with a handle to a consultation call that is used to consult the party to which the call is being forwarded, and the application becomes the initial sole owner of this call. This pointer must be valid even in environments where call forwarding does not require a consultation call. This handle is set to NULL if no consultation call is created.



---

**Note** This parameter is also ignored because a consult call is not created for setting up lineForward.

---

**lpCallParams**

A pointer to a structure of type LINECALLPARAMS. This pointer gets ignored unless lineForward requires the establishment of a call to the forwarding destination (and lphConsultCall is returned; in which case, lpCallParams is optional). If NULL, default call parameters get used. Otherwise, the specified call parameters get used for establishing hConsultCall.



**Note** This parameter must be NULL for this version of Cisco Unified TSP because we do not create a consult call.

**Return Values**

Returns zero if the request succeeds or a negative number if an error occurs. Possible return values follow:

- LINEERR\_INVALLINEHANDLE
- LINEERR\_NOMEM
- LINEERR\_INVALIDADDRESSID
- LINEERR\_OPERATIONUNAVAIL
- LINEERR\_INVALIDADDRESS
- LINEERR\_OPERATIONFAILED
- LINEERR\_INVALIDCOUNTRYCODE
- LINEERR\_RESOURCEUNAVAIL
- LINEERR\_INVALIDPOINTER
- LINEERR\_STRUCTURETOOSMALL
- LINEERR\_INVALIDPARAM
- LINEERR\_UNINITIALIZED



**Note** For lpForwardList[0].dwForwardMode other than UNCOND, lineForward returns LINEERR\_OPERATIONUNAVAIL. For lpForwardList.dwNumEntries more than 1, lineForward returns LINEERR\_INVALIDPARAM

**lineGenerateDigits**

The lineGenerateDigits function initiates the generation of the specified digits on the specified call as out-of-band tones by using the specified signaling mode.

**Note**

The Cisco Unified TSP supports neither invoking this function with a NULL value for `lpszDigits` to abort a digit generation that is currently in progress nor invoking `lineGenerateDigits` while digit generation is in progress. Cisco Unified IP Phones pass DTMF digits out of band. This means that the tone is not injected into the audio stream (in-band) but is sent as a message in the control stream. The phone on the far end then injects the tone into the audio stream to present it to the user. CTI port devices do not inject DTMF tones. Also, be aware that some gateways will not inject DTMF tones into the audio stream on the way out of the LAN.

**Function Details**

```
LONG lineGenerateDigits(  HCALL hCall,
                          DWORD dwDigitMode,
                          LPCSTR lpszDigits,
                          DWORD dwDuration
);
```

**Parameters****hCall**

A handle to the call. The application must be an owner of the call. Call state of `hCall` can be any state.

**dwDigitMode**

The format to be used for signaling these digits. The `dwDigitMode` can have only a single flag set. This parameter uses the following `LINEDIGITMODE_` constant:

- `LINEDIGITMODE_DTMF` -Uses DTMF tones for digit signaling. Valid digits for DTMF mode include '0'-'9', '\*', '#'.

`lpszDigits`

Valid characters for DTMF mode in the Cisco Unified TSP include '0' through '9', '\*', and '#'.

`dwDuration`

Duration in milliseconds during which the tone should be sustained.

**Note**

Cisco Unified TSP does not support `dwDuration`.

## lineGenerateTone

The `lineGenerateTone` function generates the specified tone over the specified call.

**Note**

The Cisco Unified TSP supports neither invoking this function with a 0 value for dwToneMode to abort a tone generation that is currently in progress nor invoking lineGenerateTone while tone generation is in progress. Cisco Unified IP Phones pass tones out of band. This means that the tone is not injected into the audio stream (in-band) but is sent as a message in the control stream. The phone on the far end then injects the tone into the audio stream to present it to the user. Also, be aware that some gateways will not inject tones into the audio stream on the way out of the LAN.

**Function Details**

```
LONG lineGenerateTone( HCALL hCall,
    DWORD dwToneMode,
    DWORD dwDuration,
    DWORD dwNumTones,
    LPLINEGENERATETONE const lpTones
);
```

**Parameters****hCall**

A handle to the call on which a tone is to be generated. The application must be an owner of the call. The call state of hCall can be any state.

**dwToneMode**

Defines the tone to be generated. Tones can be either standard or custom tones. A custom tone comprises a set of arbitrary frequencies. A small number of standard tones are predefined. The duration of the tone gets specified with dwDuration for both standard and custom tones. The dwToneMode parameter can have only one bit set. If no bits are set (the value 0 is passed), tone generation gets canceled.

This parameter uses the following LINETONEMODE\_ constant:

- LINETONEMODE\_BEEP - The tone is a beep, as used to announce the beginning of a recording. The service provider defines the exact beep tone.

**dwDuration**

Duration in milliseconds during which the tone should be sustained.

**Note**

Cisco Unified TSP does not support dwDuration.

**dwNumTones**

The number of entries in the lpTones array. This parameter is ignored if dwToneMode ≠ CUSTOM.

**lpTones**

A pointer to a LINEGENERATETONE array that specifies the components of the tone. This parameter gets ignored for non-custom tones. If lpTones is a multifrequency tone, the various tones play simultaneously.

## lineGetAddressCaps

The lineGetAddressCaps function queries the specified address on the specified line device to determine its telephony capabilities.

### Function Details

```
LONG lineGetAddressCaps( HLINEAPP hLineApp,
    DWORD dwDeviceID,
    DWORD dwAddressID,
    DWORD dwAPIVersion,
    DWORD dwExtVersion,
    LPLINEADDRESSCAPS lpAddressCaps
);
```

### Parameters

#### hLineApp

The handle by which the application is registered with TAPI.

#### dwDeviceID

The line device that contains the address to be queried. Only one address gets supported per line, so dwAddressID must be zero.

#### dwAddressID

The address on the given line device whose capabilities are to be queried.

#### dwAPIVersion

The version number, obtained by lineNegotiateAPIVersion, of the API that is to be used. The high-order word contains the major version number; the low-order word contains the minor version number.

#### dwExtVersion

The version number of the extensions to be used. This number can be left zero if no device-specific extensions are to be used. Otherwise, the high-order word contains the major version number and the low-order word contains the minor version number.

#### lpAddressCaps

A pointer to a variably sized structure of type LINEADDRESSCAPS. Upon successful completion of the request, this structure gets filled with address capabilities information. Prior to calling lineGetAddressCaps, the application should set the dwTotalSize member of this structure to indicate the amount of memory that is available to TAPI for returning information.

## lineGetAddressID

The lineGetAddressID function returns the address identifier that is associated with an address in a different format on the specified line.

**Function Details**

```

LONG lineGetAddressID( HLINE hLine,
    LPDWORD lpdwAddressID,
    DWORD dwAddressMode,
    LPCSTR lpsAddress,
    DWORD dwSize
);

```

**Parameters****hLine**

A handle to the open line device.

**lpdwAddressID**

A pointer to a DWORD-sized memory location that returns the address identifier.

**dwAddressMode**

The address mode of the address that is contained in lpsAddress. The dwAddressMode parameter can have only a single flag set. This parameter uses the following LINEADDRESSMODE\_ constant:

- LINEADDRESSMODE\_DIALABLEADDR -The address is specified by its dialable address. The lpsAddress parameter represents the dialable address or canonical address format.

**lpsAddress**

A pointer to a data structure that holds the address that is assigned to the specified line device. dwAddressMode determines the format of the address. Because the only valid value equals LINEADDRESSMODE\_DIALABLEADDR, lpsAddress uses the common dialable number format and is NULL-terminated.

**dwSize**

The size of the address that is contained in lpsAddress.

## lineGetAddressStatus

The lineGetAddressStatus function allows an application to query the specified address for its current status.

**Function Details**

```

LONG lineGetAddressStatus( HLINE hLine,
    DWORD dwAddressID,
    LPLINEADDRESSSTATUS lpAddressStatus
);

```

**Parameters****hLine**

A handle to the open line device.

**dwAddressID**

An address on the given open line device. This parameter specifies the address to be queried.

**lpAddressStatus**

A pointer to a variably sized data structure of type LINEADDRESSSTATUS. Prior to calling lineGetAddressStatus, the application should set the dwTotalSize member of this structure to indicate the amount of memory that is available to TAPI for returning information.

## lineGetCallInfo

The lineGetCallInfo function enables an application to obtain fixed information about the specified call.

**Function Details**

```
LONG lineGetCallInfo( HCALL hCall,  
    LPLINECALLINFO lpCallInfo  
);
```

**Parameters****hCall**

A handle to the call to be queried. The call state of hCall can be any state.

**lpCallInfo**

A pointer to a variably sized data structure of type LINECALLINFO. Upon successful completion of the request, call-related information fills this structure. Prior to calling lineGetCallInfo, the application should set the dwTotalSize member of this structure to indicate the amount of memory that is available to TAPI for returning information.

## lineGetCallStatus

The lineGetCallStatus function returns the current status of the specified call.

**Function Details**

```
LONG lineGetCallStatus( HCALL hCall,  
    LPLINECALLSTATUS lpCallStatus  
);
```

**Parameters****hCall**

A handle to the call to be queried. The call state of hCall can be any state.

**lpCallStatus**

A pointer to a variably sized data structure of type LINECALLSTATUS. Upon successful completion of the request, call status information fills this structure. Prior to calling lineGetCallStatus, the application should set the dwTotalSize member of this structure to indicate the amount of memory available to TAPI for returning information.

## lineGetConfRelatedCalls

The lineGetConfRelatedCalls function returns a list of call handles that are part of the same conference call as the specified call. The specified call represents either a conference call or a participant call in a conference call. New handles get generated for those calls for which the application does not already have handles, and the application receives monitor privilege to those calls.

**Function Details**

```
LONG WINAPI lineGetConfRelatedCalls( HCALL hCall,
    LPLINECALLLIST lpCallList
);
```

**Parameters****hCall**

A handle to a call. This represents either a conference call or a participant call in a conference call. For a conference parent call, the call state of hCall can be any state. For a conference participant call, it must be in the conferenced state.

**lpCallList**

A pointer to a variably sized data structure of type LINECALLLIST. Upon successful completion of the request, call handles to all calls in the conference call return in this structure. The first call in the list represents the conference call, the other calls represent the participant calls. The application receives monitor privilege to those calls for which it does not already have handles; the privileges to calls in the list for which the application already has handles remains unchanged. Prior to calling lineGetConfRelatedCalls, the application should set the dwTotalSize member of this structure to indicate the amount of memory that is available to TAPI for returning information.

**Return Values**

Returns zero if request succeeds or a negative number if an error occurs. Possible return values follow:

- LINEERR\_INVALIDCALLHANDLE
- LINEERR\_OPERATIONFAILED
- LINEERR\_NOCONFERENCE
- LINEERR\_RESOURCEUNAVAIL
- LINEERR\_INVALIDPOINTER
- LINEERR\_STRUCTURETOOSMALL

- LINEERR\_NOMEM
- LINEERR\_UNINITIALIZED

## lineGetDevCaps

The lineGetDevCaps function queries a specified line device to determine its telephony capabilities. The returned information applies for all addresses on the line device.

### Function Details

```
LONG lineGetDevCaps( HLINEAPP hLineApp,  
    DWORD dwDeviceID,  
    DWORD dwAPIVersion,  
    DWORD dwExtVersion,  
    LPLINEDEVCAPS lpLineDevCaps  
);
```

### Parameters

#### hLineApp

The handle by which the application is registered with TAPI.

#### dwDeviceID

The line device to be queried.

#### dwAPIVersion

The version number, obtained by lineNegotiateAPIVersion, of the API to be used. The high-order word contains the major version number; the low-order word contains the minor version number.

#### dwExtVersion

The version number, obtained by lineNegotiateExtVersion, of the extensions to be used. It can be zero if no device-specific extensions are to be used. Otherwise, the high-order word contains the major version number; the low-order word contains the minor version number.

#### lpLineDevCaps

A pointer to a variably sized structure of type LINEDEVCAPS. Upon successful completion of the request, this structure gets filled with line device capabilities information. Prior to calling lineGetDevCaps, the application should set the dwTotalSize member of this structure to indicate the amount of memory that is available to TAPI for returning information.

## lineGetID

The lineGetID function returns a device identifier for the specified device class that is associated with the selected line, address, or call.

## Function Details

```
LONG lineGetID( HLINE hLine,
               DWORD dwAddressID,
               HCALL hCall,
               DWORD dwSelect,
               LPVARSTRING lpDeviceID,
               LPCSTR lpszDeviceClass
             );
```

## Parameters

### hLine

A handle to an open line device.

### dwAddressID

An address on the given open line device.

### hCall

A handle to a call.

### dwSelect

Specifies whether the requested device identifier is associated with the line, address or a single call. The dwSelect parameter can only have a single flag set. This parameter uses the following LINECALLSELECT\_constants:

- LINECALLSELECT\_LINE Selects the specified line device. The hLine parameter must be a valid line handle; hCall and dwAddressID are ignored.
- LINECALLSELECT\_ADDRESS Selects the specified address on the line. Both hLine and dwAddressID must be valid; hCall is ignored.
- LINECALLSELECT\_CALL Selects the specified call. hCall must be valid; hLine and dwAddressID are both ignored.

### lpDeviceID

A pointer to a memory location of type VARSTRING, where the device identifier is returned. Upon successful completion of the request, the device identifier fills this location. The format of the returned information depends on the method that the device class API uses for naming devices. Before calling lineGetID, the application must set the dwTotalSize member of this structure to indicate the amount of memory that is available to TAPI for returning information.

### lpszDeviceClass

A pointer to a NULL-terminated ASCII string that specifies the device class of the device whose identifier is requested. Device classes include wave/in, wave/out and tapi/line.

Valid device class strings are those that are used in the SYSTEM.INI section to identify device classes.

## lineGetLineDevStatus

The lineGetLineDevStatus function enables an application to query the specified open line device for its current status.

### Function Details

```
LONG lineGetLineDevStatus( HLINE hLine,  
    LPLINEDEVSTATUS lpLineDevStatus  
);
```

### Parameters

#### hLine

A handle to the open line device to be queried.

#### lpLineDevStatus

A pointer to a variably sized data structure of type LINEDEVSTATUS. Upon successful completion of the request, the device status of the line fills this structure. Prior to calling lineGetLineDevStatus, the application should set the dwTotalSize member of this structure to indicate the amount of memory that is available to TAPI for returning information.

## lineGetMessage

The lineGetMessage function returns the next TAPI message that is queued for delivery to an application that is using the Event Handle notification mechanism (see [lineInitializeEx](#), on page 180 for more information).

### Function Details

```
LONG WINAPI lineGetMessage( HLINEAPP hLineApp,  
    LPLINEMESSAGE lpMessage,  
    DWORD dwTimeout  
);
```

### Parameters

#### hLineApp

The handle that lineInitializeEx returns. Ensure that the application has set the LINEINITIALIZEEXOPTION\_USEEVENT option in the dwOptions member of the LINEINITIALIZEEXPARAMS structure.

#### lpMessage

A pointer to a LINEMESSAGE structure. Upon successful return from this function, the structure contains the next message that had been queued for delivery to the application.

**dwTimeout**

The time-out interval, in milliseconds. The function returns if the interval elapses, even if no message can be returned. If dwTimeout is zero, the function checks for a queued message and returns immediately. If dwTimeout is INFINITE, the function time-out interval never elapses.

**Return Values**

Returns zero if the request succeeds or returns a negative number if an error occurs. Possible return values follow:

- LINEERR\_INVALIDAPPHANDLE
- LINEERR\_OPERATIONFAILED
- LINEERR\_INVALIDPOINTER
- LINEERR\_NOMEM

## lineGetNewCalls

The lineGetNewCalls function returns call handles to calls on a specified line or address for which the application currently does not have handles. The application receives monitor privilege for these calls.

An application can use lineGetNewCalls to obtain handles to calls for which it currently has no handles. The application can select the calls for which handles are to be returned by basing this selection on scope (calls on a specified line, or calls on a specified address). For example, an application can request call handles to all calls on a given address for which it currently has no handle.

**Function Details**

```
LONG WINAPI lineGetNewCalls( HLINE hLine,
    DWORD dwAddressID,
    DWORD dwSelect,
    LPLINECALLLIST lpCallList
);
```

**Parameters****hLine**

A handle to an open line device.

**dwAddressID**

An address on the given open line device. An address identifier permanently associates with an address; the identifier remains constant across operating system upgrades.

**dwSelect**

The selection of calls that are requested. This parameter uses one and only one of the LINECALLSELECT\_Constants.

### lpCallList

A pointer to a variably sized data structure of type LINECALLLIST. Upon successful completion of the request, call handles to all selected calls get returned in this structure. Prior to calling lineGetNewCalls, the application should set the dwTotalSize member of this structure to indicate the amount of memory that is available to TAPI for returning information.

### Return Values

Returns zero if the request succeeds or a negative number if an error occurs. Possible return values follow:

- LINEERR\_INVALIDADDRESSID
- LINEERR\_OPERATIONFAILED
- LINEERR\_INVALIDCALLSELECT
- LINEERR\_RESOURCEUNAVAIL
- LINEERR\_INVALIDLINEHANDLE
- LINEERR\_STRUCTURETOOSMALL
- LINEERR\_INVALIDPOINTER
- LINEERR\_UNINITIALIZED
- LINEERR\_NOMEM

## lineGetNumRings

The lineGetNumRings function determines the number of rings that an incoming call on the given address should ring before the call is answered.

### Function Details

```
LONG WINAPI lineGetNumRings( HLINE hLine,  
    DWORD dwAddressID,  
    LPDWORD lpdwNumRings  
);
```

### Parameters

#### hLine

A handle to the open line device.

#### dwAddressID

An address on the line device. An address identifier permanently associates with an address; the identifier remains constant across operating system upgrades.

#### lpdwNumRings

The number of rings that is the minimum of all current lineSetNumRings requests.

**Return Values**

Returns zero if request succeeds or a negative number if an error occurs. Possible return values follow:

- LINEERR\_INVALIDADDRESSID
- LINEERR\_OPERATIONFAILED
- LINEERR\_INVALLINEHANDLE
- LINEERR\_RESOURCEUNAVAIL
- LINEERR\_INVALIDPOINTER
- LINEERR\_UNINITIALIZED
- LINEERR\_NOMEM

## lineGetProviderList

The lineGetProviderList function returns a list of service providers that are currently installed in the telephony system.

**Function Details**

```
LONG WINAPI lineGetProviderList(  DWORD dwAPIVersion,
                                LPLINEPROVIDERLIST lpProviderList
                                );
```

**Parameters****dwAPIVersion**

The highest version of TAPI that the application supports (not necessarily the value that lineNegotiateAPIVersion negotiates on some particular line device).

**lpProviderList**

A pointer to a memory location where TAPI can return a LINEPROVIDERLIST structure. Prior to calling lineGetProviderList, the application should set the dwTotalSize member of this structure to indicate the amount of memory that is available to TAPI for returning information.

**Return Values**

Returns zero if request succeeds or a negative number if an error occurs. Possible return values follow:

- LINEERR\_INCOMPATIBLEAPIVERSION
- LINEERR\_NOMEM
- LINEERR\_INFILECORRUPT
- LINEERR\_OPERATIONFAILED
- LINEERR\_INVALIDPOINTER
- LINEERR\_STRUCTURETOOSMALL

# lineGetRequest

The lineGetRequest function retrieves the next by-proxy request for the specified request mode.

## Function Details

```
LONG WINAPI lineGetRequest( HLINEAPP hLineApp,  
    DWORD dwRequestMode,  
    LPVOID lpRequestBuffer  
);
```

## Parameters

### hLineApp

The application's usage handle for the line portion of TAPI.

### dwRequestMode

The type of request that is to be obtained. dwRequestMode can have only one bit set. This parameter uses one and only one of the LINEREQUESTMODE\_Constants.

### lpRequestBuffer

A pointer to a memory buffer where the parameters of the request are to be placed. The size of the buffer and the interpretation of the information that is placed in the buffer depends on the request mode. The application-allocated buffer provides sufficient size to hold the request. If dwRequestMode is LINEREQUESTMODE\_MAKECALL, interpret the content of the request buffer by using the LINEREQMAKECALL structure. If dwRequestMode is LINEREQUESTMODE\_MEDIACALL, interpret the content of the request buffer by using the LINEREQMEDIACALL structure.

## Return Values

Returns zero if the request succeeds or a negative number if an error occurs. Possible return values follow:

- LINEERR\_INVALIDAPPHANDLE
- LINEERR\_NOTREGISTERED
- LINEERR\_INVALIDPOINTER
- LINEERR\_OPERATIONFAILED
- LINEERR\_INVALIDREQUESTMODE
- LINEERR\_RESOURCEUNAVAIL
- LINEERR\_NOMEM
- LINEERR\_UNINITIALIZED
- LINEERR\_NOREQUEST

## lineGetStatusMessages

The lineGetStatusMessages function enables an application to query the notification messages that the application receives for events related to status changes for the specified line or any of its addresses.

### Function Details

```
LONG WINAPI lineGetStatusMessages( HLINE hLine,  
    LPDWORD lpdwLineStates,  
    LPDWORD lpdwAddressStates  
);
```

### Parameters

#### hLine

Handle to the line device.

#### lpdwLineStates

A bit array that identifies the line device status changes for which a message is to be sent to the application. If a flag is TRUE, that message is enabled; if FALSE, it is disabled. This parameter uses one or more LINEDEVSTATE\_Constants.

#### lpdwAddressStates

A bit array that identifies for which address status changes a message is to be sent to the application. If a flag is TRUE, that message is enabled; if FALSE, disabled. This parameter uses one or more LINEADDRESSSTATE\_Constants.

### Return Values

Returns zero if the request succeeds or a negative number if an error occurs. Possible return values follow:

- LINEERR\_INVALLINEHANDLE
- LINEERR\_OPERATIONFAILED
- LINEERR\_INVALIDPOINTER
- LINEERR\_RESOURCEUNAVAIL
- LINEERR\_NOMEM
- LINEERR\_UNINITIALIZED

## lineGetTranslateCaps

The lineGetTranslateCaps function returns address translation capabilities.

## Function Details

```
LONG WINAPI lineGetTranslateCaps( HLINEAPP hLineApp,  
    DWORD dwAPIVersion,  
    LPLINETRANSLATECAPS lpTranslateCaps  
);
```

## Parameters

### hLineApp

The application handle that lineInitializeEx returns. If an application has not yet called the lineInitializeEx function, it can set the hLineApp parameter to NULL.

### dwAPIVersion

The highest version of TAPI that the application supports (not necessarily the value that lineNegotiateAPIVersion negotiates on some particular line device).

### lpTranslateCaps

A pointer to a location to which a LINETRANSLATECAPS structure is loaded. Prior to calling lineGetTranslateCaps, the application should set the dwTotalSize member of this structure to indicate the amount of memory that is available to TAPI for returning information.

## Return Values

Returns zero if the request succeeds or a negative number if an error occurs. Possible return values follow:

- LINEERR\_INCOMPATIBLEAPIVERSION
- LINEERR\_NOMEM
- LINEERR\_INFILECORRUPT
- LINEERR\_OPERATIONFAILED
- LINEERR\_INVALIDAPPHANDLE
- LINEERR\_RESOURCEUNAVAIL
- LINEERR\_INVALIDPOINTER
- LINEERR\_STRUCTURETOOSMALL
- LINEERR\_NODRIVER.

# lineHandoff

The lineHandoff function gives ownership of the specified call to another application. Specify the application either directly by its file name or indirectly as the highest priority application that handles calls of the specified media mode.

## Function Details

```
LONG WINAPI lineHandoff( HCALL hCall,
    LPCSTR lpszFileName,
    DWORD dwMediaMode
);
```

## Parameters

### hCall

A handle to the call to be handed off. The application must be an owner of the call. The call state of hCall can be any state.

### lpszFileName

A pointer to a null-terminated string. If this pointer parameter is non-NULL, it contains the file name of the application that is the target of the handoff. If NULL, the handoff target represents the highest priority application that has opened the line for owner privilege for the specified media mode. A valid file name does not include the path of the file.

### dwMediaMode

The media mode that is used to identify the target for the indirect handoff. The dwMediaMode parameter indirectly identifies the target application that is to receive ownership of the call. This parameter gets ignored if lpszFileName is not NULL. This parameter uses one and only one of the LINEMEDIAMODE\_Constants.

## Return Values

Returns zero if the request succeeds or a negative number if an error occurs. Possible return values follow:

- LINEERR\_INVALIDCALLHANDLE
- LINEERR\_OPERATIONFAILED
- LINEERR\_INVALIDMEDIAMODE
- LINEERR\_TARGETNOTFOUND
- LINEERR\_INVALIDPOINTER
- LINEERR\_TARGETSELF
- LINEERR\_NOMEM
- LINEERR\_UNINITIALIZED
- LINEERR\_NOTOWNER

# lineHold

The lineHold function places the specified call on hold.

### Function Details

```
LONG lineHold( HCALL hCall
);
```

#### Parameter

**hCall**

A handle to the call that is to be placed on hold. Ensure that the application is an owner of the call and the call state of hCall is connected.

## lineInitialize

Although the lineInitialize function is obsolete, tapi.dll and tapi32.dll continue to export it for backward compatibility with applications that are using API versions 1.3 and 1.4.

### Function Details

```
LONG WINAPI lineInitialize( LPHLINEAPP lphLineApp,
    HINSTANCE hInstance,
    LINECALLBACK lpfnCallback,
    LPCSTR lpszAppName,
    LPDWORD lpdwNumDevs
);
```

#### Parameters

##### lphLineApp

A pointer to a location that is filled with the application's usage handle for TAPI.

##### hInstance

The instance handle of the client application or DLL.

##### lpfnCallback

The address of a callback function that is invoked to determine status and events on the line device, addresses, or calls. For more information, see lineCallbackFunc.

##### lpszAppName

A pointer to a null-terminated text string that contains only displayable characters. If this parameter is not NULL, it contains an application-supplied name for the application. The LINECALLINFO structure provides this name to indicate, in a user-friendly way, which application originated, originally accepted, or answered the call. This information can prove useful for call logging purposes. If lpszAppName is NULL, the application's file name gets used instead.

##### lpdwNumDevs

A pointer to a DWORD-sized location. Upon successful completion of this request, this location gets filled with the number of line devices that is available to the application.

### Return Values

Returns zero if the request succeeds or a negative number if an error occurs. Possible return values follow:

- LINEERR\_INVALIDAPPNAME
- LINEERR\_OPERATIONFAILED
- LINEERR\_INIFILECORRUPT
- LINEERR\_RESOURCEUNAVAIL
- LINEERR\_INVALIDPOINTER
- LINEERR\_REINIT
- LINEERR\_NODRIVER
- LINEERR\_NODEVICE
- LINEERR\_NOMEM
- LINEERR\_NOMULTIPLEINSTANCE.

## lineInitializeEx

The lineInitializeEx function initializes the use of TAPI by the application for the subsequent use of the line abstraction. It registers the specified notification mechanism of the application and returns the number of line devices that are available. A line device represents any device that provides an implementation for the line-prefixed functions in the telephony API.

### Function Details

```
LONG lineInitializeEx( LPHLINEAPP lphLineApp,
    HINSTANCE hInstance,
    LINECALLBACK lpfnCallback,
    LPCSTR lpszFriendlyAppName,
    LPDWORD lpdwNumDevs,
    LPDWORD lpdwAPIVersion,
    LPLINEINITIALIZEEXPARAMS lpLineInitializeExParams
);
```

### Parameters

#### lphLineApp

A pointer to a location that is filled with the TAPI usage handle for the application.

#### hInstance

The instance handle of the client application or DLL. The application or DLL can pass NULL for this parameter, in which case TAPI uses the module handle of the root executable of the process (for purposes of identifying call handoff targets and media mode priorities).

**lpfnCallback**

The address of a callback function that is invoked to determine status and events on the line device, addresses, or calls, when the application is using the “hidden window” method of event notification. This parameter gets ignored and should be set to NULL when the application chooses to use the “event handle” or “completion port” event notification mechanisms.

**lpzFriendlyAppName**

A pointer to a NULL-terminated ASCII string that contains only standard ASCII characters. If this parameter is not NULL, it contains an application-supplied name for the application. The LINECALLINFO structure provides this name to indicate, in a user-friendly way, which application originated, originally accepted, or answered the call. This information can prove useful for call-logging purposes. If lpzFriendlyAppName is NULL, the module filename of the application gets used instead (as returned by the Windows API GetModuleFileName).

**lpdwNumDevs**

A pointer to a DWORD-sized location. Upon successful completion of this request, this location gets filled with the number of line devices that are available to the application.

**lpdwAPIVersion**

A pointer to a DWORD-sized location. The application must initialize this DWORD, before calling this function, to the highest API version that it is designed to support (for example, the same value that it would pass into dwAPIHighVersion parameter of lineNegotiateAPIVersion). Make sure that artificially high values are not used; ensure that the value is set to 0x00020000. TAPI translates any newer messages or structures into values or formats that the application supports. Upon successful completion of this request, this location is filled with the highest API version that TAPI supports, which allows the application to adapt to being installed on a system with an older TAPI version.

**lpLineInitializeExParams**

A pointer to a structure of type LINEINITIALIZEEXPARAMS that contains additional parameters that are used to establish the association between the application and TAPI (specifically, the selected event notification mechanism of the application and associated parameters).

## lineMakeCall

The lineMakeCall function places a call on the specified line to the specified destination address. Optionally, you can specify call parameters if anything but default call setup parameters are requested.

**Function Details**

```
LONG lineMakeCall(HLINE hLine,
LPHCALL lphCall,
LPCSTR lpszDestAddress,
DWORD dwCountryCode,
LPLINECALLPARAMS const lpCallParams
);
typedef struct LineParams {
DWORD FeaturePriority;
```

## Parameters

### hLine

A handle to the open line device on which a call is to be originated.

### lphCall

A pointer to an HCALL handle. The handle is only valid after the application receives LINE\_REPLY message that indicates that the lineMakeCall function successfully completed. Use this handle to identify the call when you invoke other telephony operations on the call. The application initially acts as the sole owner of this call. This handle registers as void if the reply message returns an error (synchronously or asynchronously).

### lpszDestAddress

A pointer to the destination address. This parameter follows the standard dialable number format. This pointer can be NULL for non-dialed addresses or when all dialing is performed by using lineDial. In the latter case, lineMakeCall allocates an available call appearance that would typically remain in the dial tone state until dialing begins.

### dwCountryCode

The country code of the called party. If a value of 0 is specified, the implementation uses a default.

### lpCallParams

The dwNoAnswerTimeout attribute of the lpCallParams field is checked and if specified as non-zero, automatically disconnects a call if not answered after the specified time. For more information, see [LINECALLPARAMS](#), on page 360.

## lineMonitorDigits

The lineMonitorDigits function enables and disables the unbuffered detection of digits that are received on the call. Each time that a digit of the specified digit mode is detected, a message gets sent to the application to indicate which digit has been detected.

## Function Details

```
LONG lineMonitorDigits( HCALL hCall,  
    DWORD dwDigitModes  
);
```

## Parameters

### hCall

A handle to the call on which digits are to be detected. The call state of hCall can be any state except idle or disconnected.

**dwDigitModes**

The digit mode or modes that are to be monitored. If dwDigitModes is zero, the system cancels digit monitoring. This parameter which can have multiple flags set, uses the following LINEDIGITMODE\_ constant:

LINEDIGITMODE\_DTMF -Detect digits as DTMF tones. Valid digits for DTMF include '0' through '9', '\*', and '#'.

## lineMonitorTones

The lineMonitorTones function enables and disables the detection of inband tones on the call. Each time that a specified tone is detected, a message gets sent to the application.

**Function Details**

```
LONG lineMonitorTones(  HCALL hCall,
    LPLINEMONITORTONE const lpToneList,
    DWORD dwNumEntries
);
```

**Parameters****hCall**

A handle to the call on which tones are to be detected. The call state of hCall can be any state except idle.

**lpToneList**

A list of tones to be monitored, of type LINEMONITORTONE. Each tone in this list has an application-defined tag field that is used to identify individual tones in the list to report a tone detection. Calling this operation with either NULL for lpToneList or with another tone list cancels or changes tone monitoring in progress.

**dwNumEntries**

The number of entries in lpToneList. This parameter gets ignored if lpToneList is NULL.

## lineNegotiateAPIVersion

The lineNegotiateAPIVersion function allows an application to negotiate an API version to use. The Cisco Unified TSP supports TAPI 2.0 and 2.1.

**Function Details**

```
LONG lineNegotiateAPIVersion(  HLINEAPP hLineApp,
    DWORD dwDeviceID,
    DWORD dwAPILowVersion,
    DWORD dwAPIHighVersion,
    LPDWORD lpdwAPIVersion,
```

```
LPLINEEXTENSIONID lpExtensionID
);
```

### Parameters

#### hLineApp

The handle by which the application is registered with TAPI.

#### dwDeviceID

The line device to be queried.

#### dwAPILowVersion

The least recent API version with which the application is compliant. The high-order word specifies the major version number; the low-order word specifies the minor version number.

#### dwAPIHighVersion

The most recent API version with which the application is compliant. The high-order word specifies the major version number; the low-order word specifies the minor version number.

#### lpdwAPIVersion

A pointer to a DWORD-sized location that contains the API version number that was negotiated. If negotiation succeeds, this number falls in the range between dwAPILowVersion and dwAPIHighVersion.

#### lpExtensionID

A pointer to a structure of type LINEEXTENSIONID. If the service provider for the specified dwDeviceID supports provider-specific extensions, upon a successful negotiation, this structure gets filled with the extension identifier of these extensions. This structure contains all zeros if the line provides no extensions. An application can ignore the returned parameter if it does not use extensions.

The Cisco Unified TSP extensionID specifies 0x8EBD6A50, 0x138011d2, 0x905B0060, 0xB03DD275.

## lineNegotiateExtVersion

The lineNegotiateExtVersion function allows an application to negotiate an extension version to use with the specified line device. Do not call this operation if the application does not support extensions.

### Function Details

```
LONG lineNegotiateExtVersion( HLINEAPP hLineApp,
    DWORD dwDeviceID,
    DWORD dwAPIVersion,
    DWORD dwExtLowVersion,
    DWORD dwExtHighVersion,
    LPDWORD lpdwExtVersion
);
```

**Parameters****hLineApp**

The handle by which the application is registered with TAPI.

**dwDeviceID**

The line device to be queried.

**dwAPIVersion**

The API version number that was negotiated for the specified line device by using lineNegotiateAPIVersion.

**dwExtLowVersion**

The least recent extension version of the extension identifier that lineNegotiateAPIVersion returns and with which the application is compliant. The high-order word specifies the major version number; the low-order word specifies the minor version number.

**dwExtHighVersion**

The most recent extension version of the extension identifier that lineNegotiateAPIVersion returns and with which the application is compliant. The high-order word specifies the major version number; the low-order word specifies the minor version number.

**lpdwExtVersion**

A pointer to a DWORD-sized location that contains the extension version number that was negotiated. If negotiation succeeds, this number falls between dwExtLowVersion and dwExtHighVersion.

## lineOpen

The lineOpen function opens the line device that its device identifier specifies and returns a line handle for the corresponding opened line device. Subsequent operations on the line device use this line handle.

**Function Details**

```
LONG lineOpen( HLINEAPP hLineApp,
               DWORD dwDeviceID,
               LPHLINE lphLine,
               DWORD dwAPIVersion,
               DWORD dwExtVersion,
               DWORD dwCallbackInstance,
               DWORD dwPrivileges,
               DWORD dwMediaModes,
               LPLINECALLPARAMS const lpCallParams
             );
```

**Parameters****hLineApp**

The handle by which the application is registered with TAPI.

**dwDeviceID**

Identifies the line device to be opened. It can either be a valid device identifier or the value LINEMAPPER.




---

**Note** The Cisco Unified TSP does not support LINEMAPPER at this time.

---

**lphLine**

A pointer to an HLINE handle that is then loaded with the handle that represents the opened line device. Use this handle to identify the device when you are invoking other functions on the open line device.

**dwAPIVersion**

The API version number under which the application and Telephony API operate. Obtain this number with lineNegotiateAPIVersion.

**dwExtVersion**

The extension version number under which the application and the service provider operate. This number remains zero if the application does not use any extensions. Obtain this number with lineNegotiateExtVersion.

**dwCallbackInstance**

User-instance data that is passed back to the application with each message that is associated with this line or with addresses or calls on this line. The Telephony API does not interpret this parameter.

**dwPrivileges**

The privilege that the application wants for the calls for which it is notified. This parameter can be a combination of the LINECALLPRIVILEGE\_ constants. For applications that are using TAPI version 2.0 or later, values for this parameter can also be combined with the LINEOPENOPTION\_ constants:

- LINECALLPRIVILEGE\_NONE -The application can make only outgoing calls.
- LINECALLPRIVILEGE\_MONITOR -The application can monitor only incoming and outgoing calls.
- LINECALLPRIVILEGE\_OWNER -The application can own only incoming calls of the types that are specified in dwMediaModes.
- LINECALLPRIVILEGE\_MONITOR + LINECALLPRIVILEGE\_OWNER -The application can own only incoming calls of the types that are specified in dwMediaModes, but if the application does not represent an owner of a call, it acts as a monitor.
- Other flag combinations return the LINEERR\_INVALIDPRIVSELECT error.

**dwMediaModes**

The media mode or modes of interest to the application. Use this parameter to register the application as a potential target for incoming call and call handoff for the specified media mode. This parameter proves meaningful only if the bit LINECALLPRIVILEGE\_OWNER in dwPrivileges is set (and ignored if it is not).

This parameter uses the following LINEMEDIAMODE\_constant:

- LINEMEDIAMODE\_INTERACTIVEVOICE -The application can handle calls of the interactive voice media type; that is, it manages voice calls with the user on this end of the call. Use this parameter for third-party call control of physical phones and CTI port and CTI route point devices that other applications opened.
- LINEMEDIAMODE\_AUTOMATEDVOICE -Voice energy exists on the call. An automated application locally handles the voice. This represents first-party call control and is used with CTI port and CTI route point devices.

**lpCallParams**

The dwNoAnswerTimeout attribute of the lpCallParams field is checked and if it is non-zero, automatically disconnects a call if it is not answered after the specified time.

## linePark

The linePark function parks the specified call according to the specified park mode.

**Function Details**

```
LONG WINAPI linePark(HCALL hCall,
DWORD dwParkMode,
LPCSTR lpszDirAddress,
LPVARSTRING lpNonDirAddress
);
```

**Parameters****hCall**

Handle to the call to be parked. The application must act as an owner of the call. The call state of hcall must be connected.

**dwParkMode**

Park mode with which the call is parked. This parameter can have only a single flag set and uses one of the LINEPARKMODE\_Constants.

**Note**

Ensure that LINEPARKMODE\_Constants is set to LINEPARKMODE\_NONDIRECTED.

**lpszDirAddress**

Pointer to a null-terminated string that indicates the address where the call is to be parked when directed park is used. The address specifies in dialable number format. This parameter gets ignored for nondirected park.




---

**Note** This parameter gets ignored.

---

**lpNonDirAddress**

Pointer to a structure of type VARSTRING. For nondirected park, the address where the call is parked gets returned in this structure. This parameter gets ignored for directed park. Within the VARSTRING structure, ensure that dwStringFormat is set to STRINGFORMAT\_ASCII (an ASCII string buffer that contains a null-terminated string), and the terminating NULL must be accounted for in the dwStringSize. Before calling linePark, the application must set the dwTotalSize member of this structure to indicate the amount of memory that is available to TAPI for returning information.

## linePrepareAddToConference

The linePrepareAddToConference function prepares an existing conference call for the addition of another party.

If LINEERR\_INVALLINESTATE is returned, that means that the line is currently not in a state in which this operation can be performed. The dwLineFeatures member includes a list of currently valid operations (of the type LINEFEATURE) in the LINEDEVSTATUS structure. (Calling lineGetLineDevStatus updates the information in LINEDEVSTATUS.)

Obtain a conference call handle with lineSetupConference or with lineCompleteTransfer that is resolved as a three-way conference call. The linePrepareAddToConference function typically places the existing conference call in the onHoldPendingConference state and creates a consultation call that can be added later to the existing conference call with lineAddToConference.

You can cancel the consultation call by using lineDrop. You may also be able to swap an application between the consultation call and the held conference call with lineSwapHold.

**Function Details**

```
LONG WINAPI linePrepareAddToConference( HCALL hConfCall,
    LPHCALL lphConsultCall,
    LPLINECALLPARAMS const lpCallParams
);
```

**Parameters****hConfCall**

A handle to a conference call. The application must act as an owner of this call. Ensure that the call state of hConfCall is connected.

### lphConsultCall

A pointer to an HCALL handle. This location then gets loaded with a handle that identifies the consultation call to be added. Initially, the application serves as the sole owner of this call.

### lpCallParams

A pointer to call parameters that gets used when the consultation call is established. You can set this parameter to NULL if no special call setup parameters are desired.

### Return Values

Returns a positive request identifier if the function completes asynchronously, or a negative number if an error occurs. The dwParam2 parameter of the corresponding LINE\_REPLY message specifies zero if the function succeeds, or it is a negative number if an error occurs.

Possible return values follow:

- LINEERR\_BEARERMODEUNAVAIL
- LINEERR\_INVALPOINTER
- LINEERR\_CALLUNAVAIL
- LINEERR\_INVALRATE
- LINEERR\_CONFERENCEFULL
- LINEERR\_NOMEM
- LINEERR\_INUSE
- LINEERR\_NOTOWNER
- LINEERR\_INVALADDRESSMODE
- LINEERR\_OPERATIONUNAVAIL
- LINEERR\_INVALBEARERMODE
- LINEERR\_OPERATIONFAILED
- LINEERR\_INVALCALLPARAMS
- LINEERR\_RATEUNAVAIL
- LINEERR\_INVALCALLSTATE
- LINEERR\_RESOURCEUNAVAIL
- LINEERR\_INVALCONFCALLHANDLE
- LINEERR\_STRUCTURETOOSMALL
- LINEERR\_INVALLINESTATE
- LINEERR\_USERUSERINFOTOOBIG
- LINEERR\_INVALMEDIAMODE
- LINEERR\_UNINITIALIZED

## lineRedirect

The lineRedirect function redirects the specified offered or accepted call to the specified destination address.



### Note

If the application tries to redirect a call to an address that requires a FAC, CMC, or both, the lineRedirect function returns an error. If a FAC is required, the TSP returns the message LINEERR\_FACREQUIRED. If a CMC is required, the TSP returns the message LINEERR\_CMCREQUIRED. If both a FAC and a CMC are required, the TSP returns the message LINEERR\_FACANDCMCREQUIRED. An application that wants to redirect a call to an address that requires a FAC, CMC, or both, should use the lineDevSpecific RedirectFACCMC function.

### Function Details

```
LONG lineRedirect( HCALL hCall,
    LPCSTR lpszDestAddress,
    DWORD dwCountryCode
);
```

### Parameters

#### hCall

A handle to the call to be redirected. The application must act as an owner of the call. The call state of hCall must be offering, accepted, or connected.



### Note

The Cisco Unified TSP supports redirecting of calls in the connected call state.

#### lpszDestAddress

A pointer to the destination address. This follows the standard dialable number format.

#### dwCountryCode

The country code of the party to which the call is redirected. If a value of 0 is specified, the implementation uses a default.

## lineRegisterRequestRecipient

The lineRegisterRequestRecipient function registers the invoking application as a recipient of requests for the specified request mode.

### Function Details

```
LONG WINAPI lineRegisterRequestRecipient( HLINEAPP hLineApp,
    DWORD dwRegistrationInstance,
```

```
    DWORD dwRequestMode,  
    DWORD bEnable  
);
```

### Parameters

#### hLineApp

The application's usage handle for the line portion of TAPI.

#### dwRegistrationInstance

An application-specific DWORD that is passed back as a parameter of the LINE\_REQUEST message. This message notifies the application that a request is pending. This parameter gets ignored if bEnable is set to zero. TAPI examines this parameter only for registration, not for deregistration. The dwRegistrationInstance value that is used while deregistering need not match the dwRegistrationInstance that is used while registering for a request mode.

#### dwRequestMode

The type or types of request for which the application registers. This parameter uses one or more LINEREQUESTMODE\_Constants.

#### bEnable

If TRUE, the application registers the specified request modes; if FALSE, the application deregisters for the specified request modes.

### Return Values

Returns zero if the request succeeds or a negative number if an error occurs. Possible return values follow:

- LINEERR\_INVALIDAPPHANDLE
- LINEERR\_OPERATIONFAILED
- LINEERR\_INVALIDREQUESTMODE
- LINEERR\_RESOURCEUNAVAIL
- LINEERR\_NOMEM
- LINEERR\_UNINITIALIZED

## lineRemoveFromConference

The lineRemoveFromConference function removes a specified call from the conference call to which it currently belongs. The remaining calls in the conference call are unaffected.

### Function Details

```
LONG WINAPI lineRemoveFromConference( HCALL hCall  
);
```

**Parameters****hCall**

Handle to the call that is to be removed from the conference. The application must be an owner of this call. The call state of hCall must be conference.

**Return Values**

Returns a positive request identifier if the function is completed asynchronously, or a negative number if an error occurs. The dwParam2 parameter of the corresponding LINE\_REPLY message is zero if the function succeeds or it is a negative number if an error occurs. The following table shows the return values for this function:

| Value                     | Description                                              |
|---------------------------|----------------------------------------------------------|
| LINEERR_INVALIDCALLHANDLE | The handle to the call that is to be removed is invalid. |
| LINEERR_OPERATIONUNAVAIL  | The operation is unavailable.                            |
| LINEERR_INVALIDCALLSTATE  | The call state is something other than conferenced.      |
| LINEERR_OPERATIONFAILED   | The operation failed.                                    |
| LINEERR_NOMEM             | Not enough memory.                                       |
| LINEERR_RESOURCEUNAVAIL   | The resources are unavailable.                           |
| LINEERR_NOTOWNER          | The application is not the owner of this call.           |
| LINEERR_UNINITIALIZED     | A parameter is uninitialized.                            |

## lineRemoveProvider

The lineRemoveProvider function removes an existing telephony service provider from the system.

**Function Details**

```
LONG WINAPI lineRemoveProvider(  DWORD dwPermanentProviderID,
                                HWND hwndOwner
                                );
```

**Parameters****dwPermanentProviderID**

The permanent provider identifier of the service provider that is to be removed.

**hwndOwner**

A handle to a window to which any dialog boxes that need to be displayed as part of the removal process (for example, a confirmation dialog box by the service provider's TSPI\_providerRemove function) would be attached. The parameter can be a NULL value to indicate that any window that is created during the function should have no owner window.

**Return Values**

Returns zero if the request succeeds or a negative number if an error occurs. Possible return values follow:

- LINEERR\_INFILECORRUPT
- LINEERR\_NOMEM
- LINEERR\_INVALIDPARAM
- LINEERR\_OPERATIONFAILED

## lineSetAppPriority

The lineSetAppPriority function allows an application to set its priority in the handoff priority list for a particular media type or Assisted Telephony request mode or to remove itself from the priority list.

**Function Details**

```
LONG WINAPI lineSetAppPriority( LPCSTR lpszAppFilename,
    DWORD dwMediaMode,
    LPLINEEXTENSIONID lpExtensionID,
    DWORD dwRequestMode,
    LPCSTR lpszExtensionName,
    DWORD dwPriority
);
```

**Parameters****lpszAppFilename**

A pointer to a string that contains the application executable module filename (without directory information). In TAPI version 2.0 or later, the parameter can specify a filename in either long or 8.3 filename format.

**dwMediaMode**

The media type for which the priority of the application is to be set. The value can be one LINEMEDIAMODE\_Constant; only a single bit may be on. Use the value zero to set the application priority for Assisted Telephony requests.

**lpExtensionID**

A pointer to a structure of type LINEEXTENSIONID. This parameter gets ignored.

**dwRequestMode**

If the dwMediaMode parameter is zero, this parameter specifies the Assisted Telephony request mode for which priority is to be set. It must be either LINEREQUESTMODE\_MAKECALL or LINEREQUESTMODE\_MEDIACALL. This parameter gets ignored if dwMediaMode is nonzero.

**lpzExtensionName**

This parameter gets ignored.

**dwPriority**

The new priority for the application. If the value 0 is passed, the application gets removed from the priority list for the specified media or request mode (if it was already not present, no error gets generated). If the value 1 is passed, the application gets inserted as the highest priority application for the media or request mode (and removed from a lower-priority position, if it was already in the list). Any other value generates an error.

**Return Values**

Returns zero if the request succeeds or a negative number if an error occurs. Possible return values follow:

- LINEERR\_INIFILECORRUPT
- LINEERR\_INVALREQUESTMODE
- LINEERR\_INVALAPPNAME
- LINEERR\_NOMEM
- LINEERR\_INVALMEDIAMODE
- LINEERR\_OPERATIONFAILED
- LINEERR\_INVALPARAM
- LINEERR\_RESOURCEUNAVAIL
- LINEERR\_INVALPOINTER

## lineSetCallPrivilege

The lineSetCallPrivilege function sets the application privilege to the specified privilege.

**Function Details**

```
LONG WINAPI lineSetCallPrivilege( HCALL hCall,
    DWORD dwCallPrivilege
);
```

**Parameters****hCall**

A handle to the call whose privilege is to be set. The call state of hCall can be any state.

**dwCallPrivilege**

The privilege that the application can have for the specified call. This parameter uses one and only one LINECALLPRIVILEGE\_Constant.

**Return Values**

Returns zero if the request succeeds or a negative number if an error occurs. Possible return values follow:

- LINEERR\_INVALIDCALLHANDLE
- LINEERR\_OPERATIONFAILED
- LINEERR\_INVALIDCALLSTATE
- LINEERR\_RESOURCEUNAVAIL
- LINEERR\_INVALIDCALLPRIVILEGE
- LINEERR\_UNINITIALIZED
- LINEERR\_NOMEM

## lineSetNumRings

The lineSetNumRings function sets the number of rings that must occur before an incoming call is answered. Use this function to implement a toll saver-style function. It allows multiple, independent applications to each register the number of rings. The function lineGetNumRings returns the minimum number of rings that are requested. The application that answers incoming calls can use it to determine the number of rings that it should wait before answering the call.

**Function Details**

```
LONG WINAPI lineSetNumRings( HLINE hLine,  
    DWORD dwAddressID,  
    DWORD dwNumRings  
);
```

**Parameters****hLine**

A handle to the open line device.

**dwAddressID**

An address on the line device. An address identifier permanently associates with an address; the identifier remains constant across operating system upgrades.

**dwNumRings**

The number of rings before a call should be answered to honor the toll saver requests from all applications.

### Return Values

Returns zero if the request succeeds or a negative number if an error occurs. Possible return values follow:

- LINEERR\_INVALLINEHANDLE
- LINEERR\_OPERATIONFAILED
- LINEERR\_INVALADDRESSID
- LINEERR\_RESOURCEUNAVAIL
- LINEERR\_NOMEM
- LINEERR\_UNINITIALIZED

## lineSetStatusMessages

The lineSetStatusMessages function enables an application to specify the notification messages to receive for events that are related to status changes for the specified line or any of its addresses.

### Function Details

```
LONG lineSetStatusMessages( HLINE hLine,  
    DWORD dwLineStates,  
    DWORD dwAddressStates  
);
```

### Parameters

#### hLine

A handle to the line device.

**dwLineStates**

A bit array that identifies for which line-device status changes a message is to be sent to the application. This parameter uses the following LINEDEVSTATE\_ constants:

- LINEDEVSTATE\_OTHER -Device-status items other than the following ones changed. The application should check the current device status to determine which items changed.
- LINEDEVSTATE\_RINGING -The switch tells the line to alert the user. Service providers notify applications on each ring cycle by sending LINE\_LINEDEVSTATE messages that contain this constant. For example, in the United States, service providers send a message with this constant every 6 seconds.
- LINEDEVSTATE\_NUMCALLS -The number of calls on the line device changed.
- LINEDEVSTATE\_REINIT -Items changed in the configuration of line devices. To become aware of these changes (as with the appearance of new line devices) the application should reinitialize its use of TAPI. New lineInitialize, lineInitializeEx, and lineOpen requests get denied until applications have shut down their usage of TAPI. The hDevice parameter of the LINE\_LINEDEVSTATE message remains NULL for this state change as it applies to any lines in the system. Because of the critical nature of LINEDEVSTATE\_REINIT, such messages cannot be masked, so the setting of this bit is ignored, and the messages always get delivered to the application.
- LINEDEVSTATE\_REMOVED -Indicates that the service provider is removing the device from the system (most likely through user action, through a control panel or similar utility). Normally, a LINE\_CLOSE message on the device immediately follows LINE\_LINEDEVSTATE message with this value. Subsequent attempts to access the device prior to TAPI being reinitialized result in LINEERR\_NODEVICE being returned to the application. If a service provider sends a LINE\_LINEDEVSTATE message that contains this value to TAPI, TAPI passes it along to applications that have negotiated TAPI version 1.4 or later; applications that negotiate a previous TAPI version do not receive any notification.

**dwAddressStates**

A bit array that identifies for which address status changes a message is to be sent to the application. This parameter uses the following LINEADDRESSSTATE\_ constant:

- LINEADDRESSSTATE\_NUMCALLS -The number of calls on the address changed. This change results from events such as a new incoming call, an outgoing call on the address, or a call changing its hold status.

## lineSetTollList

The lineSetTollList function manipulates the toll list.

**Function Details**

```
LONG WINAPI lineSetTollList( HLINEAPP hLineApp,
    DWORD dwDeviceID,
    LPCSTR lpszAddressIn,
```

```
    DWORD dwTollListOption
);
```

### Parameters

#### hLineApp

The application handle that lineInitializeEx returns. If an application has not yet called the lineInitializeEx function, it can set the hLineApp parameter to NULL.

#### dwDeviceID

The device identifier for the line device upon which the call is intended to be dialed, so variations in dialing procedures on different lines can be applied to the translation process.

#### lpszAddressIn

A pointer to a null-terminated string that contains the address from which the prefix information is to be extracted for processing. Ensure that this parameter is not NULL, and also ensure that it is in the canonical address format.

#### dwTollListOption

The toll list operation to be performed. This parameter uses one and only one of the LINETOLLLISTOPTION\_Constants.

### Return Values

Returns zero if the request succeeds or a negative number if an error occurs. Possible return values follow:

- LINEERR\_BADDEVICEID
- LINEERR\_NODRIVER
- LINEERR\_INVALIDAPPHANDLE
- LINEERR\_NOMEM
- LINEERR\_INVALIDADDRESS
- LINEERR\_OPERATIONFAILED
- LINEERR\_INVALIDPARAM
- LINEERR\_RESOURCEUNAVAIL
- LINEERR\_INIFILECORRUPT
- LINEERR\_UNINITIALIZED
- LINEERR\_INVALIDLOCATION

## lineSetupConference

The lineSetupConference function initiates a conference for an existing two-party call that the hCall parameter specifies. A conference call and consult call are established, and the handles return to the application. Use the consult call to dial the third party and the conference call replaces the initial two-party call. The application

can also specify the destination address of the consult call that will allow the PBX to dial the call for the application.

### Function Details

```
LONG lineSetupConference (HCALL hCall,  
HLINE hLine,  
LPHCALL lphConfCall,  
LPHCALL lphConsultCall,  
DWORD dwNumParties,  
LPLINECALLPARAMS const lpCallParams  
);
```

### Parameters

#### hCall

The handle of the existing two-party call. Ensure that the application is the owner of the call.

#### hLine

The line on which the initial two-party call was made. This parameter is not used because hCall must be set.

#### lphConfCall

A pointer to the conference call handle. The service provider allocates this call and returns the handle to the application.

#### lphConsultCall

A pointer to the consult call. If the application does not specify the destination address in the call parameters, it should use this call handle to dial the consult call. If the destination address is specified, the consult call will be made using this handle.

#### dwNumParties

The number of parties in the conference call. Currently the Cisco Unified TAPI Service Provider supports a three-party conference call.

#### lpCallParams

The call parameters that are used to set up the consult call. The application can specify the destination address if it wants the consult call to be dialed for it in the conference setup.

## lineSetupTransfer

The lineSetupTransfer function initiates a transfer of the call that the hCall parameter specifies. It establishes a consultation call, lphConsultCall, on which the party can be dialed that can become the destination of the transfer. The application acquires owner privilege to the lphConsultCall parameter.

**Function Details**

```
LONG lineSetupTransfer( HCALL hCall,
    LPHCALL lphConsultCall,
    LPLINECALLPARAMS const lpCallParams
);
```

**Parameters****hCall**

The handle of the call to be transferred. Ensure that the application is an owner of the call and ensure that the call state of hCall is connected.

**lphConsultCall**

A pointer to an hCall handle. This location is then loaded with a handle that identifies the temporary consultation call. When setting up a call for transfer, a consultation call automatically gets allocated that enables lineDial to dial the address that is associated with the new transfer destination of the call. The originating party can carry on a conversation over this consultation call prior to completing the transfer. The call state of hConsultCall does not apply.

This transfer procedure may not be valid for some line devices. The application may need to ignore the new consultation call and remove the hold on an existing held call (using lineUnhold) to identify the destination of the transfer. On switches that support cross-address call transfer, the consultation call can exist on a different address than the call that is to be transferred. It may also be necessary to set up the consultation call as an entirely new call, by lineMakeCall, to the destination of the transfer. The address capabilities of the call specifies which forms of transfer are available.

**lpCallParams**

The dwNoAnswerTimeout attribute of the lpCallParams field is checked and, if is non-zero, used to automatically disconnect a call if it is not answered after the specified time.

## lineShutdown

The lineShutdown function shuts down the usage of the line abstraction of the API.

**Function Details**

```
LONG lineShutdown( HLINEAPP hLineApp
);
```

**Parameters****hLineApp**

The usage handle of the application for the line API.

# lineTranslateAddress

The lineTranslateAddress function translates the specified address into another format.

## Function Details

```
LONG WINAPI lineTranslateAddress( HLINEAPP hLineApp,  
    DWORD dwDeviceID,  
    DWORD dwAPIVersion,  
    LPCSTR lpszAddressIn,  
    DWORD dwCard,  
    DWORD dwTranslateOptions,  
    LPLINETRANS�ATEOUTPUT lpTranslateOutput  
);
```

## Parameters

### hLineApp

The application handle that lineInitializeEx returns. If a TAPI 2.0 application has not yet called the lineInitializeEx function, it can set the hLineApp parameter to NULL. TAPI 1.4 applications must still call lineInitialize first.

### dwDeviceID

The device identifier for the line device upon which the call is intended to be dialed, so variations in dialing procedures on different lines can be applied to the translation process.

### dwAPIVersion

Indicates the highest version of TAPI that the application supports (not necessarily the value that is negotiated by lineNegotiateAPIVersion on some particular line device).

### lpszAddressIn

Pointer to a null-terminated string that contains the address from which the information is to be extracted for translation. This parameter must either use the canonical address format or an arbitrary string of dialable digits (non-canonical). This parameter must not be NULL. If the AddressIn contains a subaddress or name field, or additional addresses separated from the first address by CR and LF characters, only the first address gets translated.

### dwCard

The credit card to be used for dialing. This parameter proves valid only if the CARDOVERRIDE bit is set in dwTranslateOptions. This parameter specifies the permanent identifier of a Card entry in the [Cards] section in the registry (as obtained from lineTranslateCaps) that should be used instead of the PreferredCardID that is specified in the definition of the CurrentLocation. It does not cause the PreferredCardID parameter of the current Location entry in the registry to be modified; the override applies only to the current translation operation. This parameter gets ignored if the CARDOVERRIDE bit is not set in dwTranslateOptions.

**dwTranslateOptions**

The associated operations to be performed prior to the translation of the address into a dialable string. This parameter uses one of the LINETRANSLATEOPTION\_ Constants.

**Note**

If you have set the LINETRANSLATEOPTION\_CANCELDCALLWAITING bit, also set the LINECALLPARAMFLAGS\_SECURE bit in the dwCallParamFlags member of the LINECALLPARAMS structure (passed in to lineMakeCall through the lpCallParams parameter). This action prevents the line device from using dialable digits to suppress call interrupts.

**lpTranslateOutput**

A pointer to an application-allocated memory area to contain the output of the translation operation, of type LINETRANSLATEOUTPUT. Prior to calling lineTranslateAddress, the application should set the dwTotalSize member of this structure to indicate the amount of memory that is available to TAPI for returning information.

**Return Values**

Returns zero if the request succeeds or a negative number if an error occurs. Possible return values follow:

- LINEERR\_BADDEVICEID
- LINEERR\_INVALPOINTER
- LINEERR\_INCOMPATIBLEAPIVERSION
- LINEERR\_NODRIVER
- LINEERR\_INIFILECORRUPT
- LINEERR\_NOMEM
- LINEERR\_INVALADDRESS
- LINEERR\_OPERATIONFAILED
- LINEERR\_INVALAPPHANDLE
- LINEERR\_RESOURCEUNAVAIL
- LINEERR\_INVALCARD
- LINEERR\_STRUCTURETOOSMALL
- LINEERR\_INVALPARAM

## lineTranslateDialog

The lineTranslateDialog function displays an application-modal dialog box that allows the user to change the current location of a phone number that is about to be dialed, adjust location and calling card parameters, and see the effect.

## Function Details

```
LONG WINAPI lineTranslateDialog( HLINEAPP hLineApp,  
    DWORD dwDeviceID,  
    DWORD dwAPIVersion,  
    HWND hwndOwner,  
    LPCSTR lpszAddressIn  
);
```

## Parameters

### hLineApp

The application handle that lineInitializeEx returns. If an application has not yet called the lineInitializeEx function, it can set the hLineApp parameter to NULL.

### dwDeviceID

The device identifier for the line device upon which the call is intended to be dialed, so variations in dialing procedures on different lines can be applied to the translation process.

### dwAPIVersion

Indicates the highest version of TAPI that the application supports (not necessarily the value that lineNegotiateAPIVersion negotiates on the line device that dwDeviceID indicates).

### hwndOwner

A handle to a window to which the dialog box is to be attached. Can be a NULL value to indicate that any window that is created during the function should have no owner window.

### lpszAddressIn

A pointer to a null-terminated string that contains a phone number that is used, in the lower portion of the dialog box, to show the effect of the user's changes on the location parameters. Ensure that the number is in canonical format; if noncanonical, the phone number portion of the dialog box does not display. You can leave this pointer NULL, in which case the phone number portion of the dialog box does not display. If the lpszAddressIn parameter contains a subaddress or name field, or additional addresses separated from the first address by CR and LF characters, only the first address gets used in the dialog box.

## Return Values

Returns zero if request succeeds or a negative number if an error occurs. Possible return values follow:

- LINEERR\_BADDEVICEID
- LINEERR\_INVALIDPARAM
- LINEERR\_INCOMPATIBLEAPIVERSION
- LINEERR\_INVALIDPOINTER
- LINEERR\_INFILECORRUPT
- LINEERR\_NODRIVER
- LINEERR\_INUSE

- LINEERR\_NOMEM
- LINEERR\_INVALIDADDRESS
- LINEERR\_INVALIDAPPHANDLE
- LINEERR\_OPERATIONFAILED

## lineUnhold

The lineUnhold function retrieves the specified held call.

### Function Details

```
LONG lineUnhold( HCALL hCall
);
```

### Parameters

#### hCall

The handle to the call to be retrieved. The application must be an owner of this call. The call state of hCall must be onHold, onHoldPendingTransfer, or onHoldPendingConference.

## lineUnpark

The lineUnpark function retrieves the call that is parked at the specified address and returns a call handle for it.

### Function Details

```
LONG WINAPI lineUnpark(HLINE hLine,
DWORD dwAddressID,
LPHCALL lphCall,
LPCSTR lpszDestAddress
);
```

### Parameters

#### hLine

Handle to the open line device on which a call is to be unparked.

#### dwAddressID

Address on hLine at which the unpark is to be originated. An address identifier permanently associates with an address; the identifier remains constant across operating system upgrades.

**lphCall**

Pointer to the location of type HCALL where the handle to the unparked call is returned. This handle is unrelated to any other handle that previously may have been associated with the retrieved call, such as the handle that might have been associated with the call when it was originally parked. The application acts as the initial sole owner of this call.

**lpszDestAddress**

Pointer to a null-terminated character buffer that contains the address where the call is parked. The address displays in standard dialable address format.

## TAPI Line Messages

This section describes the line messages that the Cisco Unified TSP supports. These messages notify the application of asynchronous events such as a new call arriving in the Cisco Unified Communications Manager. The messages get sent to the application by the method that the application specifies in `lineInitializeEx`.

**Table 13: TAPI Line Messages**

| TAPI Line Messages                                    |
|-------------------------------------------------------|
| <a href="#">LINE_ADDRESSSTATE</a> , on page 206       |
| <a href="#">LINE_APPNEWCALL</a> , on page 208         |
| <a href="#">LINE_CALLDEVSPECIFIC</a> , on page 208    |
| <a href="#">LINE_CALLINFO</a> , on page 209           |
| <a href="#">LINE_CALLSTATE</a> , on page 210          |
| <a href="#">LINE_CLOSE</a> , on page 217              |
| <a href="#">LINE_CREATE</a> , on page 218             |
| <a href="#">LINE_DEVSPECIFIC</a> , on page 218        |
| <a href="#">LINE_DEVSPECIFICFEATURE</a> , on page 219 |
| <a href="#">LINE_GATHERDIGITS</a> , on page 220       |
| <a href="#">LINE_GENERATE</a> , on page 221           |
| <a href="#">LINE_LINEDEVSTATE</a> , on page 222       |
| <a href="#">LINE_MONITORDIGITS</a> , on page 223      |

**TAPI Line Messages**[LINE\\_MONITORTONE](#), on page 224[LINE\\_REMOVE](#), on page 225[LINE\\_REPLY](#), on page 226[LINE\\_REQUEST](#), on page 226

## LINE\_ADDRESSTATE

The LINE\_ADDRESSTATE message gets sent when the status of an address changes on a line that is currently open by the application. The application can invoke lineGetAddressStatus to determine the current status of the address.

**Function Details**

```
LINE_ADDRESSTATE
dwDevice = (DWORD) hLine;
dwCallbackInstance = (DWORD) hCallback;
dwParam1 = (DWORD) idAddress;
dwParam2 = (DWORD) AddressState;
dwParam3 = (DWORD) 0;
```

**Parameters****dwDevice**

A handle to the line device.

**dwCallbackInstance**

The callback instance supplied when the line is opened.

**dwParam1**

The address identifier of the address that changed status.

**dwParam2**

The address state that changed. Can be a combination of these values:

**LINEADDRESSSTATE\_OTHER**

Address-status items other than those that are in the following list changed. The application should check the current address status to determine which items changed.

**LINEADDRESSSTATE\_DEVSPECIFIC**

The device-specific item of the address status changed.

**LINEADDRESSSTATE\_INUSEZERO**

The address changed to idle (it is now in use by zero stations).

**LINEADDRESSSTATE\_INUSEONE**

The address changed from idle or from being used by many bridged stations to being used by just one station.

**LINEADDRESSSTATE\_INUSEMANY**

The monitored or bridged address changed from being used by one station to being used by more than one station.

**LINEADDRESSSTATE\_NUMCALLS**

The number of calls on the address has changed. This change results from events such as a new inbound call, an outbound call on the address, or a call changing its hold status.

**LINEADDRESSSTATE\_FORWARD**

The forwarding status of the address changed, including the number of rings for determining a no-answer condition. The application should check the address status to determine details about the current forwarding status of the address.

**LINEADDRESSSTATE\_TERMINALS**

The terminal settings for the address changed.

**LINEADDRESSSTATE\_CAPSCHANGE**

Indicates that due to configuration changes that the user made, or other circumstances, one or more of the members in the LINEADDRESSCAPS structure for the address changed. The application should use lineGetAddressCaps to read the updated structure. Applications that support API versions earlier than 1.4 receive a LINEDEVSTATE\_REINIT message that requires them to shut down and reinitialize their connection to TAPI to obtain the updated information.

**dwParam3**

This parameter is not used.

## LINE\_APPNEWCALL

The LINE\_APPNEWCALL message informs an application when a new call handle is spontaneously created on its behalf (other than through an API call from the application, in which case the handle would have been returned through a pointer parameter that passed into the function).

### Function Details

```
LINE_APPNEWCALL
dwDevice = (DWORD) hLine;
dwCallbackInstance = (DWORD) dwInstanceData;
dwParam1 = (DWORD) dwAddressID;
dwParam2 = (DWORD) hCall;
dwParam3 = (DWORD) dwPrivilege;
```

### Parameters

#### dwDevice

The handle of the application to the line device on which the call was created.

#### dwCallbackInstance

The callback instance that is supplied when the line belonging to the call is opened.

#### dwParam1

Identifier of the address on the line on which the call appears.

#### dwParam2

The handle of the application to the new call.

#### dwParam3

The privilege of the application to the new call (LINECALLPRIVILEGE\_OWNER or LINECALLPRIVILEGE\_MONITOR).

## LINE\_CALLDEVSPECIFIC

The TSPI LINE\_CALLDEVSPECIFIC message is sent to notify TAPI about device-specific events that occur on a call. The meaning of the message and the interpretation of the dwParam1 through dwParam3 parameters are device specific.

### Function Details

```
LINE_CALLDEVSPECIFIC
htLine = (HTAPILINE) hLineDevice;
htCall = (HTAPICALL) hCallDevice;
dwMsg = (DWORD) LINE_CALLDEVSPECIFIC;
dwParam1 = (DWORD) DeviceData1;
```

```
dwParam2 = (DWORD) DeviceData2;  
dwParam3 = (DWORD) DeviceData3;
```

### Parameters

#### htLine

The TAPI opaque object handle to the line device.

#### htCall

The TAPI opaque object handle to the call device.

#### dwMsg

The value LINE\_CALLDEVSPECIFIC.

#### dwParam1

Device specific

#### dwParam2

Device specific

#### dwParam3

Device specific

## LINE\_CALLINFO

The TAPI LINE\_CALLINFO message gets sent when the call information about the specified call has changed. The application can invoke lineGetCallInfo to determine the current call information.

### Function Details

```
LINE_CALLINFO  
hDevice = (DWORD) hCall;  
dwCallbackInstance = (DWORD) hCallback;  
dwParam1 = (DWORD) CallInfoState;  
dwParam2 = (DWORD) 0;  
dwParam3 = (DWORD) 0;
```

### Parameters

#### hDevice

A handle to the call.

#### dwCallbackInstance

The callback instance that is supplied when the call's line is opened.

**dwParam1**

The call information item that changed. Can be one or more of the LINECALLINFOSTATE\_constants.

**dwParam2**

This parameter is not used.

**dwParam3**

This parameter is not used.

## LINE\_CALLSTATE

The LINE\_CALLSTATE message gets sent when the status of the specified call changes. Typically, several such messages occur during the lifetime of a call. Applications get notified of new incoming calls with this message; the new call exists in the offering state. The application can use the lineGetCallStatus function to retrieve more detailed information about the current status of the call.

### Function Details

```
LINE_CALLSTATE  
dwDevice = (DWORD) hCall;  
dwCallbackInstance = (DWORD) hCallback;  
dwParam1 = (DWORD) CallState;  
dwParam2 = (DWORD) CallStateDetail;  
dwParam3 = (DWORD) CallPrivilege;
```

### Parameters

**dwDevice**

A handle to the call.

**dwCallbackInstance**

The callback instance that is supplied when the line that belongs to this call is opened.

**dwParam1**

The new call state. Cisco Unified TSP supports only the following LINECALLSTATE\_ values:

**LINECALLSTATE\_IDLE**

The call remains idle; no call actually exists.

**LINECALLSTATE\_OFFERING**

The call gets offered to the station, which signals the arrival of a new call. In some environments, a call in the offering state does not automatically alert the user. The switch that instructs the line to ring does alerts; it does not affect any call states.

**LINECALLSTATE\_ACCEPTED**

The system offered the call and it has been accepted. This indicates to other (monitoring) applications that the current owner application claimed responsibility for answering the call. In ISDN, this also indicates that alerting to both parties started.

**LINECALLSTATE\_CONFERENCED**

The call is a member of a conference call and is logically in the connected state.

**LINECALLSTATE\_DIALTONE**

The call receives a dial tone from the switch, which means that the switch is ready to receive a dialed number.

**LINECALLSTATE\_DIALING**

Destination address information (a phone number) is sent to the switch over the call. The lineGenerateDigits does not place the line into the dialing state.

**LINECALLSTATE\_RINGBACK**

The call receives ringback from the called address. Ringback indicates that the call has reached the other station and is being alerted.

**LINECALLSTATE\_ONHOLDPENDCONF**

The call currently remains on hold while it gets added to a conference.

**LINECALLSTATE\_CONNECTED**

The call is established and the connection is made. Information can flow over the call between the originating address and the destination address.

**LINECALLSTATE\_PROCEEDING**

Dialing completes and the call proceeds through the switch or telephone network.

**LINECALLSTATE\_ONHOLD**

The switch keeps the call on hold.

**LINECALLSTATE\_ONHOLDPENDTRANSFER**

The call that is currently on hold awaits transfer to another number.

## LINECALLSTATE\_DISCONNECTED

The remote party disconnected from the call.

## LINECALLSTATE\_UNKNOWN

The state of the call is not known. This state may occur due to limitations of the call-progress detection implementation.

Cisco Unified TSP supports two new call states that indicate more information about the call state within the Cisco Unified Communications Manager setup. The standard TAPI call state is set to LINECALLSTATE\_UNKNOWN and the following call states will be ORed with the unknown call state.

```
#define CLDSMT_CALL_PROGRESSING_STATE 0x0100000
```

The Progressing state indicates that the call is in progress over the network. The application must negotiate extension version 0x00050001 to receive this call state.

```
#define CLDSMT_CALL_WAITING_STATE 0x0200000
```

The waiting state indicates that the REFER request is in progress on Referrer's line and the application should not request any other function on this call. All the requests will result in LINEERR\_INVALIDCALLSTATE. Application has to negotiate extension version 0x00070000 to receive this call state.

```
#define CLDSMT_CALL_WHISPER_STATE 0x0300000
```

The whisper state indicates that the Intercom call is connected in one-way audio mode. The Intercom originator cannot issue other function other than to drop the Intercom call. While at destination side, the system allows only Talkback and dropping call. All other requests result in LINEERR\_OPERATIONUNAVAIL.

**dwParam2**

Call-state-dependent information.

- If `dwParam1` is `LINECALLSTATE_CONNECTED`, `dwParam2` contains details about the connected mode. This parameter uses the following `LINECONNECTEDMODE_` constants:

#### **LINECONNECTEDMODE\_ACTIVE**

Call connects at the current station (the current station acts as a participant in the call).

#### **LINECONNECTEDMODE\_INACTIVE**

Call stays active at one or more other stations, but the current station does not participate in the call.

When a call is disconnected with cause code = `DISCONNECTMODE_TEMPFAILURE` and the `lineState` = `LINEDEVSTATE_INSERVICE`, applications must take care of dropping the call. If the application terminates media for a device, then it is also takes the responsibility to stop the RTP streams for the same call. Cisco Unified TSP will not provide Stop Transmission/Reception events to applications in this scenario. The behavior is exactly the same with IP phones. The user must hang up the disconnected -temp fail call on IP phone to stop the media. The application is also responsible for stopping the RTP streams in case the line goes out of service (`LINEDEVSTATE_OUTOFSERVICE`) and the call on a line is reported as `IDLE`.



#### **Note**

If an application with negotiated extension version 0x00050001 or greater receives device-specific `CLDSMT_CALL_PROGRESSING_STATE` = 0x01000000 with `LINECALLSTATE_UNKNOWN`, the cause code is reported as the standard Q931 cause codes in `dwParam2`.

- If `dwParam1` specifies `LINECALLSTATE_DIALTONE`, `dwParam2` contains the details about the dial tone mode. This parameter uses the following `LINEDIALTONEMODE_` constant:

#### **LINEDIALTONEMODE\_UNAVAIL**

The dial tone mode is unavailable and cannot become known.

- If `dwParam1` specifies `LINECALLSTATE_OFFERING`, `dwParam2` contains details about the connected mode. This parameter uses the following `LINEOFFERINGMODE_` constants:

#### **LINEOFFERINGMODE\_ACTIVE**

The call alerts at the current station (accompanied by `LINEDEVSTATE_RINGING` messages) and, if an application is set up to automatically answer, it answers. For TAPI versions 1.4 and later, if the call state mode is `ZERO`, the application assumes that the value is active (which represents the situation on a non-bridged address).



#### **Note**

The Cisco Unified TSP does not send `LINEDEVSTATE_RINGING` messages until the call is accepted and moves to the `LINECALLSTATE_ACCEPTED` state. IP\_phones auto-accept calls. CTI ports and CTI route points do not auto-accept calls. Call the `lineAccept()` function to accept the call at these types of devices.

- If dwParam1 specifies LINECALLSTATE\_DISCONNECTED, dwParam2 contains details about the disconnect mode. This parameter uses the following LINEDISCONNECTMODE\_ constants:

**LINEDISCONNECTMODE\_NORMAL**

This specifies a normal disconnect request by the remote party; call terminated normally.

**LINEDISCONNECTMODE\_UNKNOWN**

The reason for the disconnect request remains unknown.

**LINEDISCONNECTMODE\_REJECT**

The remote user rejected the call.

**LINEDISCONNECTMODE\_BUSY**

The station that belongs to the remote user is busy.

**LINEDISCONNECTMODE\_NOANSWER**

The station that belongs to the remote user does not answer.

**LINEDISCONNECTMODE\_CONGESTION**

This message indicates that the network is congested.

**LINEDISCONNECTMODE\_UNAVAIL**

The reason for the disconnect remains unavailable and cannot become known later.

**LINEDISCONNECTMODE\_FACCMC**

Indicates that the FAC/CMC feature disconnected the call.

**Note**

---

LINEDISCONNECTMODE\_FACCMC is returned only if the extension version that is negotiated on the line is 0x00050000 (6.0(1)) or higher. If the negotiated extension version is not at least 0x00050000, TSP sets the disconnect mode to LINEDISCONNECTMODE\_UNAVAIL.

---

**dwParam3**

If zero, this parameter indicates that no change in the privilege occurred for the call to this application.

If nonzero, this parameter specifies the privilege for the application to the call. This occurs in the following situations: (1) The first time that the application receives a handle to this call; (2) When the application is the target of a call hand-off (even if the application already was an owner of the call). This parameter uses the following `LINECALLPRIVILEGE_` constants:

**LINECALLPRIVILEGE\_MONITOR**

The application has monitor privilege.

**LINECALLPRIVILEGE\_OWNER**

The application has owner privilege.

## LINE\_CLOSE

The `LINE_CLOSE` message gets sent when the specified line device has been forcibly closed. The line device handle or any call handles for calls on the line no longer remains valid after this message is sent.

**Function Details**

```
LINE_CLOSE
dwDevice = (DWORD) hLine;
dwCallbackInstance = (DWORD) hCallback;
dwParam1 = (DWORD) 0;
dwParam2 = (DWORD) 0;
dwParam3 = (DWORD) 0;
```

**Parameters****dwDevice**

A handle to the line device that was closed. This handle is no longer valid

**dwCallbackInstance**

The callback instance that is supplied when the line that belongs to this call is opened.

**dwParam1**

This parameter is not used.

**dwParam2**

This parameter is not used.

**dwParam3**

This parameter is not used.

## LINE\_CREATE

The LINE\_CREATE message informs the application of the creation of a new line device.


**Note**

CTI Manager cluster support, extension mobility, change notification, and user addition to the directory can generate LINE\_CREATE events.

### Function Details

```
LINE_CREATE
dwDevice = (DWORD) 0;
dwCallbackInstance = (DWORD) 0;
dwParam1 = (DWORD) idDevice;
dwParam2 = (DWORD) 0;
dwParam3 = (DWORD) 0;
```

### Parameters

**dwDevice**

This parameter is not used.

**dwCallbackInstance**

This parameter is not used.

**dwParam1**

The dwDeviceID of the newly created device.

**dwParam2**

This parameter is not used.

**dwParam3**

This parameter is not used.

## LINE\_DEVSPECIFIC

The LINE\_DEVSPECIFIC message notifies the application about device-specific events that occur on a line, address, or call. The meaning of the message and interpretation of the parameters are device specific.

### Function Details

```
LINE_DEVSPECIFIC
dwDevice = (DWORD) hLineOrCall;
dwCallbackInstance = (DWORD) hCallback;
dwParam1 = (DWORD) DeviceSpecific1;
```

```
dwParam2 = (DWORD) DeviceSpecific2;
dwParam3 = (DWORD) DeviceSpecific3;
```

### Parameters

#### dwDevice

This device-specific parameter specifies a handle to either a line device or call.

#### dwCallbackInstance

The callback instance that is supplied when the line opens.

#### dwParam1

is device specific

#### dwParam2

is device specific

#### dwParam3

is device specific

## LINE\_DEVSPECIFICFEATURE

This line message, added in Cisco Unified Communications Manager Release 6.0, enables a Do Not Disturb (DND) change notification event. Cisco TSP notifies applications by using the LINE\_DEVSPECIFICFEATURE message about changes in the DND configuration or status. In order to receive change notifications an application needs to enable DEVSPECIFIC\_DONOTDISTURB\_CHANGED message flag by using lineDevSpecific SLDST\_SET\_STATUS\_MESSAGES request.

LINE\_DEVSPECIFICFEATURE message is sent to notify the application about device-specific events occurring on a line device. In case of a DND change notification, the message includes information about the type of change that occurred on a device and resulted feature status or configured option.

### Function Details

```
dwDevice = (DWORD) hLine;
dwCallbackInstance = (DWORD) hCallback;
dwParam1 = (DWORD) PHONEBUTTONFUNCTION_DONOTDISTURB;
dwParam2 = (DWORD) typeOfChange;
dwParam3 = (DWORD) currentValue;

enum CiscoDoNotDisturbOption {
    DoNotDisturbOption_NONE = 0,
    DoNotDisturbOption_RINGEROFF = 1,
    DoNotDisturbOption_REJECT = 2
};

enum CiscoDoNotDisturbStatus {
    DoNotDisturbStatus_UNKNOWN = 0,
    DoNotDisturbStatus_ENABLED = 1,
    DoNotDisturbStatus_DISABLED = 2
}
```

```
};

enum CiscoDoNotDisturbNotification {
    DoNotDisturb_STATUS_CHANGED = 1,
    DoNotDisturb_OPTION_CHANGED = 2
};
```

### Parameters

#### dwDevice

A handle to a line device.

#### dwCallbackInstance

The callback instance supplied when opening the line.

#### dwParam1

Always equal to PHONEBUTTONFUNCTION\_DONOTDISTURB for the Do-Not-Disturb change notification

#### dwParam2

Indicates the type of change and can have one of the following enum values:

```
enum CiscoDoNotDisturbNotification {
    DoNotDisturb_STATUS_CHANGED = 1,
    DoNotDisturb_OPTION_CHANGED = 2
};
```

#### dwParam3

If the dwParm2 indicates status change (is equal to DoNotDisturb\_STATUS\_CHANGED) this parameter can have one of the following enum values:

```
enum CiscoDoNotDisturbStatus {
    DoNotDisturbStatus_UNKNOWN = 0,
    DoNotDisturbStatus_ENABLED = 1,
    DoNotDisturbStatus_DISABLED = 2
};
```

If the dwParm2 indicates option change (is equal to DoNotDisturb\_OPTION\_CHANGED) this parameter can have one of the following enum values:

```
enum CiscoDoNotDisturbOption {
    DoNotDisturbOption_NONE = 0,
    DoNotDisturbOption_RINGEROFF = 1,
    DoNotDisturbOption_REJECT = 2
};
```

## LINE\_GATHERDIGITS

The TAPI LINE\_GATHERDIGITS message is sent when the current buffered digit-gathering request is terminated or canceled. You can examine the digit buffer after the application receives this message.

### Function Details

```
LINE_GATHERDIGITS  
hDevice = (DWORD) hCall;  
dwCallbackInstance = (DWORD) hCallback;  
dwParam1 = (DWORD) GatherTermination;  
dwParam2 = (DWORD) 0;  
dwParam3 = (DWORD) 0;
```

### Parameters

#### hDevice

A handle to the call.

#### dwCallbackInstance

The callback instance that is supplied when the line opens.

#### dwParam1

The reason why digit gathering terminated. This parameter must be one and only one of the LINEGATHERTERM\_constants.

#### dwParam2

Unused.

#### dwParam3

The tick count (number of milliseconds since Windows started) at which the digit gathering completes. For TAPI versions earlier than 2.0, this parameter is not used.

## LINE\_GENERATE

The TAPI LINE\_GENERATE message notifies the application that the current digit or tone generation terminated. Only one such generation request can be in progress on a given call at any time. This message also gets sent when digit or tone generation is canceled.

### Function Details

```
LINE_GENERATE  
hDevice = (DWORD) hCall;  
dwCallbackInstance = (DWORD) hCallback;  
dwParam1 = (DWORD) GenerateTermination;  
dwParam2 = (DWORD) 0;  
dwParam3 = (DWORD) 0;
```

### Parameters

#### hDevice

A handle to the call.

**dwCallbackInstance**

The callback instance that is supplied when the line opens.

**dwParam1**

The reason that digit or tone generation terminates. This parameter must be the only one of the LINEGENERATETERM\_constants.

**dwParam2**

This parameter is not used.

**dwParam3**

The tick count (number of milliseconds since Windows started) at which the digit or tone generation completes. For API versions earlier than 2.0, this parameter is not used.

## LINE\_LINEDEVSTATE

The TAPI LINE\_LINEDEVSTATE message gets sent when the state of a line device changes. The application can invoke lineGetLineDevStatus to determine the new status of the line.

**Function Details**

```
LINE_LINEDEVSTATE
hDevice = (DWORD) hLine;
dwCallbackInstance = (DWORD) hCallback;
dwParam1 = (DWORD) DeviceState;
dwParam2 = (DWORD) DeviceStateDetail1;
dwParam3 = (DWORD) DeviceStateDetail2;
```

**Parameters****hDevice**

A handle to the line device. This parameter is NULL when dwParam1 is LINEDEVSTATE\_REINIT.

**dwCallbackInstance**

The callback instance that is supplied when the line is opened. If the dwParam1 parameter is LINEDEVSTATE\_REINIT, the dwCallbackInstance parameter is not valid and is set to zero.

**dwParam1**

The line device status item that changed. The parameter can be one or more of the LINEDEVSTATE\_constants.

**LINEDEVSTATE\_OUTOFSERVICE**

Indicates the line device unregisters as it enters Energywise DeepSleep/PowersavePlus mode

**dwParam2**

The interpretation of this parameter depends on the value of dwParam1. If dwParam1 is LINEDEVSTATE\_RINGING, dwParam2 contains the ring mode with which the switch instructs the line to ring. Valid ring modes include numbers in the range one to dwNumRingModes, where dwNumRingModes specifies a line device capability.

If dwParam1 is LINEDEVSTATE\_REINIT, and TAPI issued the message as a result of translation of a new API message into a REINIT message, dwParam2 contains the dwMsg parameter of the original message (for example, LINE\_CREATE or LINE\_LINEDEVSTATE). If dwParam2 is zero, this indicates that the REINIT message represents a real REINIT message that requires the application to call lineShutdown at its earliest convenience.

If dwParam1 is LINEDEVSTATE\_OUTOFSERVICE, dwParam2 contains the reason EnergyWisePowerSavePlus when the line device unregisters as it enters EnergywiseDeepSleep.

**dwParam3**

The interpretation of this parameter depends on the value of dwParam1. If dwParam1 is LINEDEVSTATE\_RINGING, dwParam3 contains the ring count for this ring event. The ring count starts at zero.

If dwParam1 is LINEDEVSTATE\_REINIT, and TAPI issued the message as a result of translation of a new API message into a REINIT message, dwParam3 contains the dwParam1 parameter of the original message (for example, LINEDEVSTATE\_TRANSLATECHANGE or some other LINEDEVSTATE\_value, if dwParam2 is LINE\_LINEDEVSTATE, or the new device identifier, if dwParam2 is LINE\_CREATE).

## LINE\_MONITORDIGITS

The LINE\_MONITORDIGITS message gets sent when a digit is detected. The lineMonitorDigits function controls the sending of this message.

**Function Details**

```
LINE_MONITORDIGITS
dwDevice = (DWORD) hCall;
dwCallbackInstance = (DWORD) hCallback;
dwParam1 = (DWORD) Digit;
dwParam2 = (DWORD) DigitMode;
dwParam3 = (DWORD) 0;
```

**Parameters****dwDevice**

A handle to the call.

**dwCallbackInstance**

The callback instance that is supplied when the line for this call is opened.

**dwParam1**

The low-order byte contains the last digit that is received in ASCII.

**dwParam2**

The digit mode that was detected. This parameter must be one and only one of the following LINEDIGITMODE\_constant:

**LINEDIGITMODE\_DTMF**

Detect digits as DTMF tones. Valid digits for DTMF include '0' through '9', '\*', and '#'.

**dwParam3**

The “tick count” (number of milliseconds after Windows started) at which the specified digit was detected. For API versions earlier than 2.0, this parameter is not used.

## LINE\_MONITORTONE

The LINE\_MONITORTONE message gets sent when a tone is detected. The lineMonitorTones function controls the sending of this message.

**Note**

Cisco Unified TSP supports only silent detection through LINE\_MONITORTONE.

**Function Details**

```
LINE_MONITORTONE
dwDevice = (DWORD) hCall;
dwCallbackInstance = (DWORD) hCallback;
dwParam1 = (DWORD) dwAppSpecific;
dwParam2 = (DWORD) 0;
dwParam3 = (DWORD) tick count;
```

**Parameters****dwDevice**

A handle to the call.

**dwCallbackInstance**

The callback instance supplied when the line opens for this call.

**dwParam1**

The application-specific dwAppSpecific member of the LINE\_MONITORTONE structure for the tone that was detected.

**dwParam2**

This parameter is not used.

**dwParam3**

The “tick count” (number of milliseconds after Windows started) at which the specified digit was detected.

## LINE\_REMOVE

The LINE\_REMOVE message informs an application of the removal (deletion from the system) of a line device. Generally, this parameter is not used for temporary removals, such as extraction of PCMCIA devices, but only for permanent removals in which, the service provider would no longer report the device, if TAPI were reinitialized.

**Note**

CTI Manager cluster support, extension mobility, change notification, and user deletion from the directory can generate LINE\_REMOVE events.

### Function Details

```
LINE_REMOVE
dwDevice = (DWORD) 0;
dwCallbackInstance = (DWORD) 0;
dwParam1 = (DWORD) dwDeviceID;
dwParam2 = (DWORD) 0;
dwParam3 = (DWORD) 0;
```

### Parameters

**dwDevice**

Reserved. Set to zero.

**dwCallbackInstance**

Reserved. Set to zero.

**dwParam1**

Identifier of the line device that was removed.

**dwParam2**

Reserved. Set to zero.

**dwParam3**

Reserved. Set to zero.

## LINE\_REPLY

The LINE\_REPLY message reports the results of function calls that completed asynchronously.

### Function Details

```
LINE_REPLY
dwDevice = (DWORD) 0;
dwCallbackInstance = (DWORD) hCallback;
dwParam1 = (DWORD) idRequest;
dwParam2 = (DWORD) Status;
dwParam3 = (DWORD) 0;
```

### Parameters

#### dwDevice

This parameter is not used.

#### dwCallbackInstance

Returns the callback instance for this application.

#### dwParam1

The request identifier for which this is the reply.

#### dwParam2

The success or error indication. The application should cast this parameter into a long integer:

- Zero indicates success.
- A negative number indicates an error.

#### dwParam3

This parameter is not used.

## LINE\_REQUEST

The TAPI LINE\_REQUEST message reports the arrival of a new request from another application.

### Function Details

```
LINE_REQUEST
hDevice = (DWORD) 0;
dwCallbackInstance = (DWORD) hRegistration;
dwParam1 = (DWORD) RequestMode;
dwParam2 = (DWORD) RequestModeDetail1;
dwParam3 = (DWORD) RequestModeDetail2;
```

**Parameters****hDevice**

This parameter is not used.

**dwCallbackInstance**

The registration instance of the application that is specified on lineRegisterRequestRecipient.

**dwParam1**

The request mode of the newly pending request. This parameter uses the LINEREQUESTMODE\_constants.

**dwParam2**

If dwParam1 is set to LINEREQUESTMODE\_DROP, dwParam2 contains the hWnd of the application that requests the drop. Otherwise, dwParam2 is not used.

**dwParam3**

If dwParam1 is set to LINEREQUESTMODE\_DROP, the low-order word of dwParam3 contains the wRequestID as specified by the application requesting the drop. Otherwise, dwParam3 is not used.

## TAPI Line Device Structures

The following table lists the TAPI line device structures that the Cisco Unified TSP supports. This section lists the possible values for the structure members as set by the TSP, and provides a cross reference to the functions that use them. If the value of a structure member is device, line, or call specific, the system notes the value for each condition.

**Table 14: TAPI Line Device Structures**

| <b>TAPI Line Device Structures</b>             |
|------------------------------------------------|
| <a href="#">LINEADDRESSCAPS, on page 228</a>   |
| <a href="#">LINEADDRESSSTATUS, on page 238</a> |
| <a href="#">LINEAPPINFO, on page 240</a>       |
| <a href="#">LINECALLINFO, on page 241</a>      |
| <a href="#">LINECALLLIST, on page 249</a>      |
| <a href="#">LINECALLPARAMS, on page 250</a>    |
| <a href="#">LINECALLSTATUS, on page 252</a>    |
| <a href="#">LINECARDENTRY, on page 258</a>     |

| <b>TAPI Line Device Structures</b>                   |
|------------------------------------------------------|
| <a href="#">LINECOUNTRYENTRY</a> , on page 260       |
| <a href="#">LINECOUNTRYLIST</a> , on page 261        |
| <a href="#">LINEDEVCAPS</a> , on page 262            |
| <a href="#">LINEDEVSTATUS</a> , on page 268          |
| <a href="#">LINEEXTENSIONID</a> , on page 270        |
| <a href="#">LINEFORWARD</a> , on page 271            |
| <a href="#">LINEFORWARDLIST</a> , on page 275        |
| <a href="#">LINEGENERATETONE</a> , on page 276       |
| <a href="#">LINEINITIALIZEEXPARAMS</a> , on page 276 |
| <a href="#">LINELOCATIONENTRY</a> , on page 278      |
| <a href="#">LINEMESSAGE</a> , on page 279            |
| <a href="#">LINEMONITORTONE</a> , on page 280        |
| <a href="#">LINEPROVIDERENTRY</a> , on page 281      |
| <a href="#">LINEPROVIDERLIST</a> , on page 282       |
| <a href="#">LINEREQMAKECALL</a> , on page 283        |
| <a href="#">LINETRANSLATECAPS</a> , on page 283      |
| <a href="#">LINETRANSLATEOUTPUT</a> , on page 285    |

## LINEADDRESSCAPS

### Members

| <b>Members</b>               | <b>Values</b>                                                                                                                               |
|------------------------------|---------------------------------------------------------------------------------------------------------------------------------------------|
| dwLineDeviceID               | For All Devices:The device identifier of the line device with which this address is associated.                                             |
| dwAddressSizedwAddressOffset | For All Devices:The size, in bytes, of the variably sized address field and the offset, in bytes, from the beginning of this data structure |

| Members                                  | Values                                                                                                                                                                                                                                                                                                                                                                                                                                                      |
|------------------------------------------|-------------------------------------------------------------------------------------------------------------------------------------------------------------------------------------------------------------------------------------------------------------------------------------------------------------------------------------------------------------------------------------------------------------------------------------------------------------|
| dwDevSpecificSize<br>dwDevSpecificOffset | For All Devices:0                                                                                                                                                                                                                                                                                                                                                                                                                                           |
| dwAddressSharing                         | For All Devices:0                                                                                                                                                                                                                                                                                                                                                                                                                                           |
| dwAddressStates                          | For All Devices (except Park DNs):LINEADDRESSSTATE_FORWARD                                                                                                                                                                                                                                                                                                                                                                                                  |
|                                          | For Park DNs:0                                                                                                                                                                                                                                                                                                                                                                                                                                              |
| dwCallInfoStates                         | For All Devices (except Park DNs):LINECALLINFOSTATE_CALLEDID<br>LINECALLINFOSTATE_CALLERID<br>LINECALLINFOSTATE_CALLID<br>LINECALLINFOSTATE_CONNECTEDID<br>LINECALLINFOSTATE_MEDIAMODE<br>LINECALLINFOSTATE_MONITORMODES<br>LINECALLINFOSTATE_NUMMONITORS<br>LINECALLINFOSTATE_NUMOWNERDECR<br>LINECALLINFOSTATE_NUMOWNERINCR<br>LINECALLINFOSTATE_ORIGIN<br>LINECALLINFOSTATE_REASON<br>LINECALLINFOSTATE_REDIRECTINGID<br>LINECALLINFOSTATE_REDIRECTIONID |
|                                          | For Park DNs:<br>LINECALLINFOSTATE_CALLEDID<br>LINECALLINFOSTATE_CALLERID<br>LINECALLINFOSTATE_CALLID<br>LINECALLINFOSTATE_CONNECTEDID<br>LINECALLINFOSTATE_NUMMONITORS<br>LINECALLINFOSTATE_NUMOWNERDECR<br>LINECALLINFOSTATE_NUMOWNERINCR<br>LINECALLINFOSTATE_ORIGIN<br>LINECALLINFOSTATE_REASON<br>LINECALLINFOSTATE_REDIRECTINGID<br>LINECALLINFOSTATE_REDIRECTIONID                                                                                   |

| Members              | Values                                                                                                                    |
|----------------------|---------------------------------------------------------------------------------------------------------------------------|
| dwCallerIDFlags      | For All Devices:LINECALLPARTYID_ADDRESS<br>LINECALLPARTYID_NAME<br>LINECALLPARTYID_UNKNOWN<br>LINECALLPARTYID_BLOCKED     |
| dwCalledIDFlags      | For All Devices:<br>LINECALLPARTYID_ADDRESS<br>LINECALLPARTYID_NAME<br>LINECALLPARTYID_UNKNOWN                            |
| dwConnectedIDFlags   | For All Devices:<br>LINECALLPARTYID_ADDRESS<br>LINECALLPARTYID_NAME<br>LINECALLPARTYID_UNKNOWN<br>LINECALLPARTYID_BLOCKED |
| dwRedirectionIDFlags | For All Devices:<br>LINECALLPARTYID_ADDRESS<br>LINECALLPARTYID_NAME<br>LINECALLPARTYID_UNKNOWN<br>LINECALLPARTYID_BLOCKED |
| dwRedirectingIDFlags | For All Devices:LINECALLPARTYID_ADDRESS<br>LINECALLPARTYID_NAME<br>LINECALLPARTYID_UNKNOWN                                |

| Members      | Values                                                                                                                                                                                                                                                                                                                                                                                                                  |
|--------------|-------------------------------------------------------------------------------------------------------------------------------------------------------------------------------------------------------------------------------------------------------------------------------------------------------------------------------------------------------------------------------------------------------------------------|
| dwCallStates | For IP Phones and CTI Ports: LINECALLSTATE_ACCEPTED<br>LINECALLSTATE_CONFERENCED<br>LINECALLSTATE_CONNECTED<br>LINECALLSTATE_DIALING<br>LINECALLSTATE_DIALTONE<br>LINECALLSTATE_DISCONNECTED<br>LINECALLSTATE_IDLE<br>LINECALLSTATE_OFFERING<br>LINECALLSTATE_ONHOLD<br>LINECALLSTATE_ONHOLDPENDCONF<br>LINECALLSTATE_ONHOLDPENDTRANSFER<br>LINECALLSTATE_PROCEEDING<br>LINECALLSTATE_RINGBACK<br>LINECALLSTATE_UNKNOWN |
|              | For CTI Route Points (without media): LINECALLSTATE_ACCEPTED<br>LINECALLSTATE_DISCONNECTED<br>LINECALLSTATE_IDLE<br>LINECALLSTATE_OFFERING<br>LINECALLSTATE_UNKNOWN<br>For CTI Route Points (with media): LINECALLSTATE_ACCEPTED<br>LINECALLSTATE_CONNECTED<br>LINECALLSTATE_DISCONNECTED<br>LINECALLSTATE_ONHOLD<br>LINECALLSTATE_IDLE<br>LINECALLSTATE_OFFERING<br>LINECALLSTATE_UNKNOWN                              |

| Members             | Values                                                                                                                                                                                                                                                                                                                                                                                             |
|---------------------|----------------------------------------------------------------------------------------------------------------------------------------------------------------------------------------------------------------------------------------------------------------------------------------------------------------------------------------------------------------------------------------------------|
|                     | For Park DNs:LINECALLSTATE_ACCEPTED<br>LINECALLSTATE_CONFERENCED<br>LINECALLSTATE_CONNECTED<br>LINECALLSTATE_DISCONNECTED<br>LINECALLSTATE_IDLE<br>LINECALLSTATE_OFFERING<br>LINECALLSTATE_ONHOLD<br>LINECALLSTATE_UNKNOWN                                                                                                                                                                         |
| dwDialToneModes     | For IP Phones and CTI<br>Ports:LINEDIALTONEMODE_UNAVAIL                                                                                                                                                                                                                                                                                                                                            |
|                     | For CTI Route Points and Park DNs:0                                                                                                                                                                                                                                                                                                                                                                |
| dwBusyModes         | For All Devices:0                                                                                                                                                                                                                                                                                                                                                                                  |
| dwSpecialInfo       | For All Devices:0                                                                                                                                                                                                                                                                                                                                                                                  |
| dwDisconnectModes   | For All Devices:LINEDISCONNECTMODE_BADDADDRESS<br>LINEDISCONNECTMODE_BUSY<br>LINEDISCONNECTMODE_CONGESTION<br>LINEDISCONNECTMODE_FORWARDED<br>LINEDISCONNECTMODE_NOANSWER<br>LINEDISCONNECTMODE_NORMAL<br>LINEDISCONNECTMODE_REJECT<br>LINEDISCONNECTMODE_TEMPFAILURE<br>LINEDISCONNECTMODE_UNREACHABLE<br>LINEDISCONNECTMODE_FACCMC (if negotiated extension<br>version is 0x00050000 or greater) |
| dwMaxNumActiveCalls | For IP Phones, CTI Ports, and Park DNs:1                                                                                                                                                                                                                                                                                                                                                           |
|                     | For CTI Route Points (without media): 0<br>For CTI Route Points (with media):Cisco Unified<br>Communications Manager Administration configuration                                                                                                                                                                                                                                                  |

| Members                    | Values                                                                                                                                                                                                         |
|----------------------------|----------------------------------------------------------------------------------------------------------------------------------------------------------------------------------------------------------------|
| dwMaxNumOnHoldCalls        | For IP Phones, CTI Ports:200                                                                                                                                                                                   |
|                            | For CTI Route Points:0<br>For CTI Route Points (with media):Cisco Unified Communications Manager Administration configuration (same configuration as dwMaxNumActiveCalls)                                      |
|                            | For Park DNs:<br>1                                                                                                                                                                                             |
| dwMaxNumOnHoldPendingCalls | For IP Phones and CTI Ports:1                                                                                                                                                                                  |
|                            | For CTI Route Points and Park DNs:0                                                                                                                                                                            |
| dwMaxNumConference         | For IP Phones, CTI Ports, and Park DNs:16                                                                                                                                                                      |
|                            | For CTI Route Points:0                                                                                                                                                                                         |
| dwMaxNumTransConf          | For All Devices:0                                                                                                                                                                                              |
| dwAddrCapFlags             | For IP Phones:LINEADDRCAPFLAGS_CONFERENCEHELD<br>LINEADDRCAPFLAGS_DIALED<br>LINEADDRCAPFLAGS_FWDSTATUSVALID<br>LINEADDRCAPFLAGS_PARTIALDIAL<br>LINEADDRCAPFLAGS_TRANSFERHELD                                   |
|                            | For CTI Ports:LINEADDRCAPFLAGS_CONFERENCEHELD<br>LINEADDRCAPFLAGS_DIALED<br>LINEADDRCAPFLAGS_ACCEPTTOALERT<br>LINEADDRCAPFLAGS_FWDSTATUSVALID<br>LINEADDRCAPFLAGS_PARTIALDIAL<br>LINEADDRCAPFLAGS_TRANSFERHELD |
|                            | For CTI Route Points:LINEADDRCAPFLAGS_ACCEPTTOALERT<br>LINEADDRCAPFLAGS_FWDSTATUSVALID<br>LINEADDRCAPFLAGS_ROUTEPOINT                                                                                          |
|                            | For Park DNs:LINEADDRCAPFLAGS_NOEXTERNALCALLS<br>LINEADDRCAPFLAGS_NOINTERNALCALLS                                                                                                                              |

| Members        | Values                                                                                                                                                                                                                                                                                                                                                                                                                                                                                                                                                                                                                                                                                                                                        |
|----------------|-----------------------------------------------------------------------------------------------------------------------------------------------------------------------------------------------------------------------------------------------------------------------------------------------------------------------------------------------------------------------------------------------------------------------------------------------------------------------------------------------------------------------------------------------------------------------------------------------------------------------------------------------------------------------------------------------------------------------------------------------|
| dwCallFeatures | <p>For IP Phones (except VG248 and ATA186) and CTI Ports:LINECALLFEATURE_ACCEPT</p> <p>LINECALLFEATURE_ADDTOCONF</p> <p>LINECALLFEATURE_ANSWER</p> <p>LINECALLFEATURE_BLINDTRANSFER</p> <p>LINECALLFEATURE_COMPLETETRANSF</p> <p>LINECALLFEATURE_DIAL</p> <p>LINECALLFEATURE_DROP</p> <p>LINECALLFEATURE_GATHERDIGITS</p> <p>LINECALLFEATURE_GENERATEDIGITS</p> <p>LINECALLFEATURE_GENERATETONE</p> <p>LINECALLFEATURE_HOLD</p> <p>LINECALLFEATURE_MONITORDIGITS</p> <p>LINECALLFEATURE_MONITORTONES</p> <p>LINECALLFEATURE_PARK</p> <p>LINECALLFEATURE_PREPAREDDTOCONF</p> <p>LINECALLFEATURE_REDIRECT</p> <p>LINECALLFEATURE_SETUPCONF</p> <p>LINECALLFEATURE_SETUPTRANSFER</p> <p>LINECALLFEATURE_UNHOLD</p> <p>LINECALLFEATURE_UNPARK</p> |

| Members | Values                                                                                                                                                                                                                                                                                                                                                                                                                                                                                                                                                                                                                                                  |
|---------|---------------------------------------------------------------------------------------------------------------------------------------------------------------------------------------------------------------------------------------------------------------------------------------------------------------------------------------------------------------------------------------------------------------------------------------------------------------------------------------------------------------------------------------------------------------------------------------------------------------------------------------------------------|
|         | <p>For VG248 and ATA186<br/> Devices:LINECALLFEATURE_ACCEPT<br/> LINECALLFEATURE_ADDTOCONF<br/> LINECALLFEATURE_BLINDTRANSFER<br/> LINECALLFEATURE_COMPLETETRANSF<br/> LINECALLFEATURE_DIAL<br/> LINECALLFEATURE_DROP<br/> LINECALLFEATURE_GATHERDIGITS<br/> LINECALLFEATURE_GENERATEDIGITS<br/> LINECALLFEATURE_GENERATETONE<br/> LINECALLFEATURE_HOLD<br/> LINECALLFEATURE_MONITORDIGITS<br/> LINECALLFEATURE_MONITORTONES<br/> LINECALLFEATURE_PARK<br/> LINECALLFEATURE_PREPAREADDTOCONF<br/> LINECALLFEATURE_REDIRECT<br/> LINECALLFEATURE_SETUPCONF<br/> LINECALLFEATURE_SETUPTRANSFER<br/> LINECALLFEATURE_UNHOLD<br/> INECALLFEATURE_UNPARK</p> |

| Members                    | Values                                                                                                                                                                                                                                                                                                                                                                                                                                                                                                                         |
|----------------------------|--------------------------------------------------------------------------------------------------------------------------------------------------------------------------------------------------------------------------------------------------------------------------------------------------------------------------------------------------------------------------------------------------------------------------------------------------------------------------------------------------------------------------------|
| dwCallFeatures (continued) | <p>For CTI Route Points (without media):LINECALLFEATURE_ACCEPT<br/>LINECALLFEATURE_DROP<br/>LINECALLFEATURE_REDIRECT</p> <p>For CTI Route Points (with media):LINECALLFEATURE_ACCEPT<br/>LINECALLFEATURE_ANSWER<br/>LINECALLFEATURE_DIAL<br/>LINECALLFEATURE_DROP<br/>LINECALLFEATURE_GATHERDIGITS<br/>LINECALLFEATURE_GENERATEDIGITS<br/>LINECALLFEATURE_GENERATETONE<br/>LINECALLFEATURE_HOLD<br/>LINECALLFEATURE_MONITORDIGITS<br/>LINECALLFEATURE_MONITORTONES<br/>LINECALLFEATURE_REDIRECT<br/>LINECALLFEATURE_UNHOLD</p> |
|                            | For Park DNs:0                                                                                                                                                                                                                                                                                                                                                                                                                                                                                                                 |
| dwRemoveFromConfCaps       | For All Devices:0                                                                                                                                                                                                                                                                                                                                                                                                                                                                                                              |
| dwRemoveFromConfState      | For All Devices:0                                                                                                                                                                                                                                                                                                                                                                                                                                                                                                              |
| dwTransferModes            | <p>For IP Phones and CTI Ports:LINETRANSFERMODE_TRANSFER<br/>LINETRANSFERMODE_CONFERENCE</p>                                                                                                                                                                                                                                                                                                                                                                                                                                   |
|                            | For CTI Route Points and Park DNs:0                                                                                                                                                                                                                                                                                                                                                                                                                                                                                            |
| dwParkModes                | <p>For IP Phones and CTI Ports:LINEPARKMODE_NONDIRECTED</p>                                                                                                                                                                                                                                                                                                                                                                                                                                                                    |
|                            | For CTI Route Points and Park DNs:0                                                                                                                                                                                                                                                                                                                                                                                                                                                                                            |
| dwForwardModes             | <p>For All Devices (except ParkDNs):LINEFORWARDMODE_UNCOND</p>                                                                                                                                                                                                                                                                                                                                                                                                                                                                 |
|                            | For Park DNs:0                                                                                                                                                                                                                                                                                                                                                                                                                                                                                                                 |
| dwMaxForwardEntries        | <p>For All Devices (except ParkDNs):1</p>                                                                                                                                                                                                                                                                                                                                                                                                                                                                                      |
|                            | For Park DNs:0                                                                                                                                                                                                                                                                                                                                                                                                                                                                                                                 |

| Members                                              | Values                                                                                                           |
|------------------------------------------------------|------------------------------------------------------------------------------------------------------------------|
| dwMaxSpecificEntries                                 | For All Devices:0                                                                                                |
| dwMinFwdNumRings                                     | For All Devices:0                                                                                                |
| dwMaxFwdNumRings                                     | For All Devices:0                                                                                                |
| dwMaxCallCompletions                                 | For All Devices:0                                                                                                |
| dwCallCompletionConds                                | For All Devices:0                                                                                                |
| dwCallCompletionModes                                | For All Devices:0                                                                                                |
| dwNumCompletionMessages                              | For All Devices:0                                                                                                |
| dwCompletionMsgTextEntrySize                         | For All Devices:0                                                                                                |
| dwCompletionMsgTextSize<br>dwCompletionMsgTextOffset | For All Devices:0                                                                                                |
| dwAddressFeatures                                    | For IP Phones and CTI<br>Ports:LINEADDRFEATURE_FORWARD<br>LINEADDRFEATURE_FORWARDFWD<br>LINEADDRFEATURE_MAKECALL |
|                                                      | For CTI Route Points:LINEADDRFEATURE_FORWARD<br>LINEADDRFEATURE_FORWARDFWD                                       |
|                                                      | For Park DNs:0                                                                                                   |
| dwPredictiveAutoTransferStates                       | For All Devices:0                                                                                                |
| dwNumCallTreatments                                  | For All Devices:0                                                                                                |
| dwCallTreatmentListSizedwCallTreatmentListOffset     | For All Devices:0                                                                                                |
| dwDeviceClassesSize<br>dwDeviceClassesOffset         | For All Devices (except Park DNs):<br>"tapi/line"<br>"tapi/phone"<br>"wave/in"<br>"wave/out"                     |
|                                                      | For Park DNs :<br>"tapi/line"                                                                                    |
| dwMaxCallDataSize                                    | For All Devices:0                                                                                                |

| Members               | Values                                                                                              |
|-----------------------|-----------------------------------------------------------------------------------------------------|
| dwCallFeatures2       | For IP Phones and CTI<br>Ports:LINECALLFEATURE2_TRANSFERNORM<br>LINECALLFEATURE2_TRANSFERCONF       |
|                       | For CTI Route Points and Park DNs:0                                                                 |
| dwMaxNoAnswerTimeout  | For IP Phones and CTI Ports:<br>4294967295 (0xFFFFFFFF)                                             |
|                       | For CTI Route Points and Park DNs:0                                                                 |
| dwConnectedModes      | For IP Phones, CTI Ports<br>LINECONNECTEDMODE_ACTIVE<br>LINECONNECTEDMODE_INACTIVE                  |
|                       | For Park DNs:<br>LINECONNECTEDMODE_ACTIVE                                                           |
|                       | For CTI Route Points (without media):0<br>For CTI Route Points (with media)LINECONNECTEDMODE_ACTIVE |
| dwOfferingModes       | For All Devices:<br>LINEOFFERINGMODE_ACTIVE                                                         |
| dwAvailableMediaModes | For All Devices:0                                                                                   |

## LINEADDRESSSTATUS

### Members

| Members          | Values                                                                                                                                                      |
|------------------|-------------------------------------------------------------------------------------------------------------------------------------------------------------|
| dwNumInUse       | For All Devices:1                                                                                                                                           |
| dwNumActiveCalls | For All Devices:<br>The number of calls on the address that are in call states other than idle, onhold, onholdpendingtransfer, and onholdpendingconference. |
| dwNumOnHoldCalls | For All Devices:<br>The number of calls on the address in the onhold state.                                                                                 |

| Members                                  | Values                                                                                                                                                                                                                                                                                                                                                                                                                                                                                                                                                                                                                                                                          |
|------------------------------------------|---------------------------------------------------------------------------------------------------------------------------------------------------------------------------------------------------------------------------------------------------------------------------------------------------------------------------------------------------------------------------------------------------------------------------------------------------------------------------------------------------------------------------------------------------------------------------------------------------------------------------------------------------------------------------------|
| dwNumOnHoldPendCalls                     | For All Devices:<br>The number of calls on the address in the onholdpendingtransfer or the onholdpendingconference state.                                                                                                                                                                                                                                                                                                                                                                                                                                                                                                                                                       |
| dwAddressFeatures                        | For IP Phones and CTI<br>Ports:LINEADDRFEATURE_FORWARD<br>LINEADDRFEATURE_FORWARDFWD<br>LINEADDRFEATURE_MAKECALL                                                                                                                                                                                                                                                                                                                                                                                                                                                                                                                                                                |
|                                          | For CTI Route Points:LINEADDRFEATURE_FORWARD<br>LINEADDRFEATURE_FORWARDFWD                                                                                                                                                                                                                                                                                                                                                                                                                                                                                                                                                                                                      |
|                                          | For Park DNs:0                                                                                                                                                                                                                                                                                                                                                                                                                                                                                                                                                                                                                                                                  |
| dwNumRingsNoAnswer                       | For All Devices:0                                                                                                                                                                                                                                                                                                                                                                                                                                                                                                                                                                                                                                                               |
| dwForwardNumEntries                      | For All Devices (except Park DNs):<br>The number of entries in the array to which dwForwardSize and dwForwardOffset refer.                                                                                                                                                                                                                                                                                                                                                                                                                                                                                                                                                      |
|                                          | For Park DNs:0                                                                                                                                                                                                                                                                                                                                                                                                                                                                                                                                                                                                                                                                  |
| dwForwardSize<br>dwForwardOffset         | For All Devices (except Park DNs):<br>The size, in bytes, and the offset, in bytes, from the beginning of this data structure of the variably sized field that describes the address forwarding information. This information appears as an array of dwForwardNumEntries elements, of type LINEFORWARD. Consider the offsets of the addresses in the array relative to the beginning of the LINEADDRESSSTATUS structure. The offsets dwCallerAddressOffset and dwDestAddressOffset in the variably sized field of type LINEFORWARD to which dwForwardSize and dwForwardOffset point are relative to the beginning of the LINEADDRESSSTATUS data structure (the root container). |
|                                          | For Park DNs:0                                                                                                                                                                                                                                                                                                                                                                                                                                                                                                                                                                                                                                                                  |
| dwTerminalModesSizedwTerminalModesOffset | For All Devices:0                                                                                                                                                                                                                                                                                                                                                                                                                                                                                                                                                                                                                                                               |
| dwDevSpecificSizedwDevSpecificOffset     | For All Devices:0                                                                                                                                                                                                                                                                                                                                                                                                                                                                                                                                                                                                                                                               |

## LINEAPPINFO

The LINEAPPINFO structure contains information about the application that is currently running. The LINEDEVSTATUS structure can contain an array of LINEAPPINFO structures.

### Structure Details

```
typedef struct lineappinfo_tag {
    DWORD dwMachineNameSize;
    DWORD dwMachineNameOffset;
    DWORD dwUserNameSize;
    DWORD dwUserNameOffset;
    DWORD dwModuleFilenameSize;
    DWORD dwModuleFilenameOffset;
    DWORD dwFriendlyNameSize;
    DWORD dwFriendlyNameOffset;
    DWORD dwMediaModes;
    DWORD dwAddressID;
} LINEAPPINFO, *LPLINEAPPINFO;
```

### Members

| Members                                        | Values                                                                                                                                                                                                                        |
|------------------------------------------------|-------------------------------------------------------------------------------------------------------------------------------------------------------------------------------------------------------------------------------|
| dwMachineNameSize<br>dwMachineNameOffset       | Size (bytes) and offset from beginning of LINEDEVSTATUS of a string that specifies the name of the computer on which the application is executing.                                                                            |
| dwUserNameSize<br>dwUserNameOffset             | Size (bytes) and offset from beginning of LINEDEVSTATUS of a string that specifies the user name under whose account the application is running.                                                                              |
| dwModuleFilenameSize<br>dwModuleFilenameOffset | Size (bytes) and offset from beginning of LINEDEVSTATUS of a string that specifies the module filename of the application. You can use this string in a call to lineHandoff to perform a directed handoff to the application. |
| dwFriendlyNameSize<br>dwFriendlyNameOffset     | Size (bytes) and offset from beginning of LINEDEVSTATUS of the string that the application provides to lineInitialize or lineInitializeEx, which should be used in any display of applications to the user.                   |
| dwMediaModes                                   | The media types for which the application has requested ownership of new calls; zero if the line dwPrivileges did not include LINECALLPRIVILEGE_OWNER when it opened.                                                         |

| Members     | Values                                                                                                                                                                                                                                                                                                                                 |
|-------------|----------------------------------------------------------------------------------------------------------------------------------------------------------------------------------------------------------------------------------------------------------------------------------------------------------------------------------------|
| dwAddressID | <p>If the line handle that was opened by using LINEOPENOPTION_SINGLEADDRESS contains the address identifier that is specified, set to 0xFFFFFFFF if the single address option was not used.</p> <p>An address identifier permanently associates with an address; the identifier remains constant across operating system upgrades.</p> |

## LINECALLINFO

### Members

| Members        | Values                                                                                                                                                                             |
|----------------|------------------------------------------------------------------------------------------------------------------------------------------------------------------------------------|
| hLine          | <p>For All Devices:</p> <p>The handle for the line device with which this call is associated.</p>                                                                                  |
| dwLineDeviceID | <p>For All Devices:</p> <p>The device identifier of the line device with which this call is associated.</p>                                                                        |
| dwAddressID    | For All Devices:0                                                                                                                                                                  |
| dwBearerMode   | <p>For All Devices:</p> <p>LINEBEARERMODE_SPEECH</p> <p>LINEBEARERMODE_VOICE</p>                                                                                                   |
| dwRate         | For All Devices:0                                                                                                                                                                  |
| dwMediaMode    | <p>For IP Phones and Park DNs:LINEMEDIAMODE_INTERACTIVEVOICE</p>                                                                                                                   |
|                | <p>For CTI Ports and CTI Route Points:LINEMEDIAMODE_AUTOMATEDVOICE</p> <p>LINEMEDIAMODE_INTERACTIVEVOICE</p>                                                                       |
| dwAppSpecific  | <p>For All Devices:</p> <p>Not interpreted by the API implementation and service provider. Any owner application of this call can set it with the lineSetAppSpecific function.</p> |

| Members          | Values                                                                                                                                                                                                                                                                                                                                                                                                                                                                                                                                                                                                |
|------------------|-------------------------------------------------------------------------------------------------------------------------------------------------------------------------------------------------------------------------------------------------------------------------------------------------------------------------------------------------------------------------------------------------------------------------------------------------------------------------------------------------------------------------------------------------------------------------------------------------------|
| dwCallID         | <p>For All Devices:</p> <p>In some telephony environments, the switch or service provider can assign a unique identifier to each call. This allows the call to be tracked across transfers, forwards, or other events. The domain of these call IDs and their scope is service provider-defined. The dwCallID member makes this unique identifier available to the applications. The Cisco Unified TSP uses dwCallID to store the “GlobalCallID” of the call. The “GlobalCallID” represents a unique identifier that allows applications to identify all call handles that are related to a call.</p> |
| dwRelatedCallID  | For All Devices:0                                                                                                                                                                                                                                                                                                                                                                                                                                                                                                                                                                                     |
| dwCallParamFlags | For All Devices:0                                                                                                                                                                                                                                                                                                                                                                                                                                                                                                                                                                                     |
| dwCallStates     | <p>For IP Phones and CTI Ports:LINECALLSTATE_ACCEPTED<br/> LINECALLSTATE_CONFERENCED<br/> LINECALLSTATE_CONNECTED<br/> LINECALLSTATE_DIALING<br/> LINECALLSTATE_DIALTONE<br/> LINECALLSTATE_DISCONNECTED<br/> LINECALLSTATE_IDLE<br/> LINECALLSTATE_OFFERING<br/> LINECALLSTATE_ONHOLD<br/> LINECALLSTATE_ONHOLDPENDCONF<br/> LINECALLSTATE_ONHOLDPENDTRANSFER<br/> LINECALLSTATE_PROCEEDING<br/> LINECALLSTATE_RINGBACK<br/> LINECALLSTATE_UNKNOWN</p>                                                                                                                                               |

| Members                  | Values                                                                                                                                                                                                                                                                                                                                                                                                                                                                                                                  |
|--------------------------|-------------------------------------------------------------------------------------------------------------------------------------------------------------------------------------------------------------------------------------------------------------------------------------------------------------------------------------------------------------------------------------------------------------------------------------------------------------------------------------------------------------------------|
| dwCallStates (continued) | For CTI Route Points (without media):LINECALLSTATE_ACCEPTED<br>LINECALLSTATE_DISCONNECTED<br>LINECALLSTATE_IDLE<br>LINECALLSTATE_OFFERING<br>LINECALLSTATE_UNKNOWN<br>For CTI Route Points (with media):LINECALLSTATE_ACCEPTED<br>LINECALLSTATE_BUSY<br>LINECALLSTATE_CONNECTED<br>LINECALLSTATE_DIALING<br>LINECALLSTATE_DIALTONE<br>LINECALLSTATE_DISCONNECTED<br>LINECALLSTATE_IDLE<br>LINECALLSTATE_OFFERING<br>LINECALLSTATE_ONHOLD<br>LINECALLSTATE_PROCEEDING<br>LINECALLSTATE_RINGBACK<br>LINECALLSTATE_UNKNOWN |
|                          | For Park DNs:LINECALLSTATE_ACCEPTED<br>LINECALLSTATE_CONFERENCED<br>LINECALLSTATE_CONNECTED<br>LINECALLSTATE_DISCONNECTED<br>LINECALLSTATE_IDLE<br>LINECALLSTATE_OFFERING<br>LINECALLSTATE_ONHOLD<br>LINECALLSTATE_UNKNOWN                                                                                                                                                                                                                                                                                              |
| dwMonitorDigitModes      | For IP Phones, CTI Ports, and CTI Route Points (with media):<br>LINEDIGITMODE_DTMF                                                                                                                                                                                                                                                                                                                                                                                                                                      |
|                          | For CTI Route Points and Park DNs:0                                                                                                                                                                                                                                                                                                                                                                                                                                                                                     |

| Members             | Values                                                                                                                                                                                                                                                                                                              |
|---------------------|---------------------------------------------------------------------------------------------------------------------------------------------------------------------------------------------------------------------------------------------------------------------------------------------------------------------|
| dwMonitorMediaModes | For IP Phones and Park<br>DNs:LINEMEDIAMODE_INTERACTIVEVOICE                                                                                                                                                                                                                                                        |
|                     | For CTI Ports and CTI Route<br>Points:LINEMEDIAMODE_AUTOMATEDVOICE<br>LINEMEDIAMODE_INTERACTIVEVOICE                                                                                                                                                                                                                |
| DialParams          | For All Devices:0                                                                                                                                                                                                                                                                                                   |
| dwOrigin            | For All Devices:LINECALLORIGIN_CONFERENCE<br>LINECALLORIGIN_EXTERNAL<br>LINECALLORIGIN_INTERNAL<br>LINECALLORIGIN_OUTBOUND<br>LINECALLORIGIN_UNAVAIL<br>LINECALLORIGIN_UNKNOWN                                                                                                                                      |
| dwReason            | For All Devices:<br>LINECALLREASON_DIRECT<br>LINECALLREASON_FWDBUSY<br>LINECALLREASON_FWDNOANSWER<br>LINECALLREASON_FWDUNCOND<br>LINECALLREASON_PARKED<br>LINECALLREASON_PICKUP<br>LINECALLREASON_REDIRECT<br>LINECALLREASON_REMINDER<br>LINECALLREASON_TRANSFER<br>LINECALLREASON_UNKNOWN<br>LINECALLREASON_UNPARK |
| dwCompletionID      | For All Devices:0                                                                                                                                                                                                                                                                                                   |
| dwNumOwners         | For All Devices:<br>The number of application modules with different call handles with owner privilege for the call.                                                                                                                                                                                                |
| dwNumMonitors       | For All Devices:<br>The number of application modules with different call handles with monitor privilege for the call.                                                                                                                                                                                              |
| dwCountryCode       | For All Devices:0                                                                                                                                                                                                                                                                                                   |

| Members                                    | Values                                                                                                                                                                                                   |
|--------------------------------------------|----------------------------------------------------------------------------------------------------------------------------------------------------------------------------------------------------------|
| dwTrunk                                    | For All Devices:0xFFFFFFFF                                                                                                                                                                               |
| dwCallerIDFlags                            | For All Devices:LINECALLPARTYID_ADDRESS<br>LINECALLPARTYID_NAME<br>LINECALLPARTYID_UNKNOWN<br>LINECALLPARTYID_BLOCKED                                                                                    |
| dwCallerIDSize<br>dwCallerIDOffset         | For All Devices:<br>The size, in bytes, of the variably sized field that contains the caller party ID number information and the offset, in bytes, from the beginning of this data structure.            |
| dwCallerIDNameSize<br>dwCallerIDNameOffset | For All Devices:<br>The size, in bytes, of the variably sized field that contains the caller party ID name information and the offset, in bytes, from the beginning of this data structure.              |
| dwCalledIDFlags                            | For All Devices:<br>LINECALLPARTYID_ADDRESS<br>LINECALLPARTYID_NAME<br>LINECALLPARTYID_UNKNOWN                                                                                                           |
| dwCalledIDSize<br>dwCalledIDOffset         | For All Devices:<br>The size, in bytes, of the variably sized field that contains the called-party ID number information and the offset, in bytes, from the beginning of this data structure.            |
| dwCalledIDNameSize<br>dwCalledIDNameOffset | For All Devices:<br>The size, in bytes, of the variably sized field that contains the called-party ID name information and the offset, in bytes, from the beginning of this data structure.              |
| dwConnectedIDFlags                         | For All Devices:<br>LINECALLPARTYID_ADDRESS<br>LINECALLPARTYID_NAME<br>LINECALLPARTYID_UNKNOWN<br>LINECALLPARTYID_BLOCKED                                                                                |
| dwConnectedIDSize<br>dwConnectedIDOffset   | For All Devices:<br>The size, in bytes, of the variably sized field that contains the connected party identifier number information and the offset, in bytes, from the beginning of this data structure. |

| Members                                              | Values                                                                                                                                                                                                         |
|------------------------------------------------------|----------------------------------------------------------------------------------------------------------------------------------------------------------------------------------------------------------------|
| dwConnectedIDNameSize<br>dwConnectedIDNameOffset     | For All Devices:<br><br>The size, in bytes, of the variably sized field that contains the connected party identifier name information and the offset, in bytes, from the beginning of this data structure.     |
| dwRedirectionIDFlags                                 | For All Devices:<br><br>LINECALLPARTYID_ADDRESS<br>LINECALLPARTYID_NAME<br>LINECALLPARTYID_UNKNOWN<br>LINECALLPARTYID_BLOCKED                                                                                  |
| dwRedirectionIDSize<br>dwRedirectionIDOffset         | For All Devices:<br><br>The size, in bytes, of the variably sized field that contains the redirection party identifier number information and the offset, in bytes, from the beginning of this data structure. |
| dwRedirectionIDNameSize<br>dwRedirectionIDNameOffset | For All Devices:<br><br>The size, in bytes, of the variably sized field that contains the redirection party identifier name information and the offset, in bytes, from the beginning of this data structure.   |
| dwRedirectingIDFlags                                 | For All Devices:<br><br>LINECALLPARTYID_ADDRESS<br>LINECALLPARTYID_NAME<br>LINECALLPARTYID_UNKNOWN                                                                                                             |
| dwRedirectingIDSize<br>dwRedirectingIDOffset         | For All Devices:<br><br>The size, in bytes, of the variably sized field that contains the redirecting party identifier number information and the offset, in bytes, from the beginning of this data structure. |
| dwRedirectingIDNameSize<br>dwRedirectingIDNameOffset | For All Devices:<br><br>The size, in bytes, of the variably sized field that contains the redirecting party identifier name information and the offset, in bytes, from the beginning of this data structure.   |

| Members                                                | Values                                                                                                                                                                                                                                                                                                                                                                                                                                         |
|--------------------------------------------------------|------------------------------------------------------------------------------------------------------------------------------------------------------------------------------------------------------------------------------------------------------------------------------------------------------------------------------------------------------------------------------------------------------------------------------------------------|
| dwAppNameSize<br>dwAppNameOffset                       | For All Devices:<br><br>The size, in bytes, and the offset, in bytes, from the beginning of this data structure of the variably sized field that holds the user-friendly application name of the application that first originated, accepted, or answered the call. This specifies the name that an application can specify in lineInitializeEx. If the application specifies no such name, the application module filename gets used instead. |
| dwDisplayableAddressSize<br>dwDisplayableAddressOffset | For All Devices: 0                                                                                                                                                                                                                                                                                                                                                                                                                             |
| dwCalledPartySize<br>dwCalledPartyOffset               | For All Devices: 0                                                                                                                                                                                                                                                                                                                                                                                                                             |
| dwCommentSize<br>dwCommentOffset                       | For All Devices: 0                                                                                                                                                                                                                                                                                                                                                                                                                             |
| dwDisplaySize<br>dwDisplayOffset                       | For All Devices: 0                                                                                                                                                                                                                                                                                                                                                                                                                             |
| dwUserUserInfoSize<br>dwUserUserInfoOffset             | For All Devices: 0                                                                                                                                                                                                                                                                                                                                                                                                                             |
| dwHighLevelCompSize<br>dwHighLevelCompOffset           | For All Devices: 0                                                                                                                                                                                                                                                                                                                                                                                                                             |
| dwLowLevelCompSize<br>dwLowLevelCompOffset             | For All Devices: 0                                                                                                                                                                                                                                                                                                                                                                                                                             |
| dwChargingInfoSize<br>dwChargingInfoOffset             | For All Devices: 0                                                                                                                                                                                                                                                                                                                                                                                                                             |
| dwTerminalModesSize<br>dwTerminalModesOffset           | For All Devices: 0                                                                                                                                                                                                                                                                                                                                                                                                                             |

| Members                                             | Values                                                                                                                                                                                                                                                                                                                                                                                                                                                                                                                                                                                                                                                                                                                                                                                                                                                                                                                                                                                                                                                                                                                                                                                   |
|-----------------------------------------------------|------------------------------------------------------------------------------------------------------------------------------------------------------------------------------------------------------------------------------------------------------------------------------------------------------------------------------------------------------------------------------------------------------------------------------------------------------------------------------------------------------------------------------------------------------------------------------------------------------------------------------------------------------------------------------------------------------------------------------------------------------------------------------------------------------------------------------------------------------------------------------------------------------------------------------------------------------------------------------------------------------------------------------------------------------------------------------------------------------------------------------------------------------------------------------------------|
| <p>dwDevSpecificSize</p> <p>dwDevSpecificOffset</p> | <p>For All Devices:</p> <p>If dwExtVersion &gt;= 0x00060000 (6.0), this field will point to TSP_Unicode_Party_Names structure,</p> <p>If dwExtVersion &gt;= 0x00070000 (7.0), this field will also point to a common structure that has a pointer to SRTP structure, DSCPValueForAudioCalls value, and Partition information. The <a href="#">LINECALLINFO</a>, on page 342 defines the structure.</p> <p>The ExtendedCallInfo structure contains ExtendedCallReason that represents the last feature-related reason that caused a change in the callinfo/callstatus for this call. The ExtendedCallInfo will also provide SIP URL information for all call parties.</p> <p>If dwExtVersion &gt;= 0x00080000 (8.0), this field will also point to common structure which has pointer to CallSecurityStatus structure.</p> <p>For IP Phones: If dwExtVersion &gt;= 0x00080000 (8.0), this field will also point to common structure that has pointer to CallAttributeInfo and CCMCallID structure. The structures are defined below.</p> <p>If dwExtVersion &gt;= 0x00080000 (8.0), this field will also point to common structure which has pointer to CallSecurityStatus structure.</p> |
|                                                     | <p>CallAttributeType: This field holds information about DN.Partition.DeviceName for regular calls, monitoring calls, monitored calls, and recording calls.</p> <p>PartyDNOffset, PartyDNSize, provides the size, in bytes, of the variably sized field that contains the Monitoring/Monitored/Recorder party DN information and the offset, in bytes, from the beginning of LINECALLINFO data structure. PartyPartitionOffset PartyPartitionSize, provides the size, in bytes, of the variably sized field that contains the Monitoring/Monitored/Recorder party Partition information and the offset, in bytes, from the beginning of LINECALLINFO data structure.</p> <p>DevcieNameSizeprovides the size, in bytes, of the variably sized field that contains the Monitoring/Monitored/Recorder party Device Name and the offset, in bytes, from the beginning of LINECALLINFO data structure. OverallCallSecurityStatus holds the security status of the call for two-party call as well for conference call. CCMCallID field holds the CCM call Id for each call leg.</p>                                                                                                           |
| <p>dwCallTreatment</p>                              | <p>For All Devices: 0</p>                                                                                                                                                                                                                                                                                                                                                                                                                                                                                                                                                                                                                                                                                                                                                                                                                                                                                                                                                                                                                                                                                                                                                                |

| Members                                              | Values             |
|------------------------------------------------------|--------------------|
| dwCallDataSize<br>dwCallDataOffset                   | For All Devices: 0 |
| dwSendingFlowspecSize<br>dwSendingFlowspecOffset     | For All Devices: 0 |
| dwReceivingFlowspecSize<br>dwReceivingFlowspecOffset | For All Devices: 0 |

## LINECALLLIST

The LINECALLLIST structure describes a list of call handles. The lineGetNewCalls and lineGetConfRelatedCalls functions return a structure of this type.



### Note

You must not extend this structure.

### Structure Details

```
typedef struct linecalllist_tag {
    DWORD dwTotalSize;
    DWORD dwNeededSize;
    DWORD dwUsedSize;
    DWORD dwCallsNumEntries;
    DWORD dwCallsSize;
    DWORD dwCallsOffset;
} LINECALLLIST, FAR *LPLINECALLLIST;
```

### Members

| Members                     | Values                                                                                                                                                          |
|-----------------------------|-----------------------------------------------------------------------------------------------------------------------------------------------------------------|
| dwTotalSize                 | The total size, in bytes, that is allocated to this data structure.                                                                                             |
| dwNeededSize                | The size, in bytes, for this data structure that is needed to hold all the returned information.                                                                |
| dwUsedSize                  | The size, in bytes, of the portion of this data structure that contains useful information.                                                                     |
| dwCallsNumEntries           | The number of handles in the hCalls array.                                                                                                                      |
| dwCallsSize<br>wCallsOffset | The size, in bytes, and the offset, in bytes, from the beginning of this data structure of the variably sized field (which is an array of HCALL-sized handles). |

## LINECALLPARAMS

### Members

| Members                                                | Values        |
|--------------------------------------------------------|---------------|
| dwBearerMode                                           | not supported |
| dwMinRate dwMaxRate                                    | not supported |
| dwMediaMode                                            | not supported |
| dwCallParamFlags                                       | not supported |
| dwAddressMode                                          | not supported |
| dwAddressID                                            | not supported |
| DialParams                                             | not supported |
| dwOrigAddressSize<br>dwOrigAddressOffset               | not supported |
| dwDisplayableAddressSize<br>dwDisplayableAddressOffset | not supported |
| dwCalledPartySize<br>dwCalledPartyOffset               | not supported |
| dwCommentSize<br>dwCommentOffset                       | not supported |
| dwUserUserInfoSize<br>dwUserUserInfoOffset             | not supported |
| dwHighLevelCompSize<br>dwHighLevelCompOffset           | not supported |
| dwLowLevelCompSize<br>dwLowLevelCompOffset             | not supported |
| dwDevSpecificSize<br>dwDevSpecificOffset               | not supported |

| Members                                              | Values                                                                                                                                                                                                                                                                                                                                                                     |
|------------------------------------------------------|----------------------------------------------------------------------------------------------------------------------------------------------------------------------------------------------------------------------------------------------------------------------------------------------------------------------------------------------------------------------------|
| dwPredictiveAutoTransferStates                       | not supported                                                                                                                                                                                                                                                                                                                                                              |
| dwTargetAddressSize<br>dwTargetAddressOffset         | not supported                                                                                                                                                                                                                                                                                                                                                              |
| dwSendingFlowspecSize<br>dwSendingFlowspecOffset     | not supported                                                                                                                                                                                                                                                                                                                                                              |
| dwReceivingFlowspecSize<br>dwReceivingFlowspecOffset | not supported                                                                                                                                                                                                                                                                                                                                                              |
| dwDeviceClassSize<br>dwDeviceClassOffset             | not supported                                                                                                                                                                                                                                                                                                                                                              |
| dwDeviceConfigSize<br>dwDeviceConfigOffset           | not supported                                                                                                                                                                                                                                                                                                                                                              |
| dwCallDataSize<br>dwCallDataOffset                   | not supported                                                                                                                                                                                                                                                                                                                                                              |
| dwNoAnswerTimeout                                    | For All Devices:<br><br>The number of seconds, after the completion of dialing, that the call should be allowed to wait in the PROCEEDING or RINGBACK state before the service provider automatically abandons it with a LINECALLSTATE_DISCONNECTED and LINEDISCONNECTMODE_NOANSWER. A value of 0 indicates that the application does not want automatic call abandonment. |
| dwCallingPartyIDSize<br>dwCallingPartyIDOffset       | not supported                                                                                                                                                                                                                                                                                                                                                              |

# LINECALLSTATUS

Members

| Members     | Values                                                                                                                                                                                                                                                                                                                                                                                                                 |
|-------------|------------------------------------------------------------------------------------------------------------------------------------------------------------------------------------------------------------------------------------------------------------------------------------------------------------------------------------------------------------------------------------------------------------------------|
| dwCallState | For IP Phones and CTI Ports:LINECALLSTATE_ACCEPTED<br>LINECALLSTATE_CONFERENCED<br>LINECALLSTATE_CONNECTED<br>LINECALLSTATE_DIALING<br>LINECALLSTATE_DIALTONE<br>LINECALLSTATE_DISCONNECTED<br>LINECALLSTATE_IDLE<br>LINECALLSTATE_OFFERING<br>LINECALLSTATE_ONHOLD<br>LINECALLSTATE_ONHOLDPENDCONF<br>LINECALLSTATE_ONHOLDPENDTRANSFER<br>LINECALLSTATE_PROCEEDING<br>LINECALLSTATE_RINGBACK<br>LINECALLSTATE_UNKNOWN |

| Members                 | Values                                                                                                                                                                                                                                                                                                                                                                                                                                                                                                                                   |
|-------------------------|------------------------------------------------------------------------------------------------------------------------------------------------------------------------------------------------------------------------------------------------------------------------------------------------------------------------------------------------------------------------------------------------------------------------------------------------------------------------------------------------------------------------------------------|
|                         | <p>For CTI Route Points (without media):LINECALLSTATE_ACCEPTED<br/> LINECALLSTATE_DISCONNECTED<br/> LINECALLSTATE_IDLE<br/> LINECALLSTATE_OFFERING<br/> LINECALLSTATE_UNKNOWN</p> <p>For CTI Route Points (with media):LINECALLSTATE_ACCEPTED<br/> LINECALLSTATE_CONNECTED<br/> LINECALLSTATE_DIALING<br/> LINECALLSTATE_DIALTONE<br/> LINECALLSTATE_DISCONNECTED<br/> LINECALLSTATE_IDLE<br/> LINECALLSTATE_OFFERING<br/> LINECALLSTATE_ONHOLD<br/> LINECALLSTATE_PROCEEDING<br/> LINECALLSTATE_RINGBACK<br/> LINECALLSTATE_UNKNOWN</p> |
| dwCallState (continued) | <p>For Park DNs:LINECALLSTATE_ACCEPTED<br/> LINECALLSTATE_CONFERENCED<br/> LINECALLSTATE_CONNECTED<br/> LINECALLSTATE_DISCONNECTED<br/> LINECALLSTATE_IDLE<br/> LINECALLSTATE_OFFERING<br/> LINECALLSTATE_ONHOLD<br/> LINECALLSTATE_UNKNOWN</p>                                                                                                                                                                                                                                                                                          |

| Members         | Values                                                                                                                                                                                                                                                                                                                                                                                                                                                                                                                                                                                                                                                                                                                                                                                                                                                                                                                                                                                        |
|-----------------|-----------------------------------------------------------------------------------------------------------------------------------------------------------------------------------------------------------------------------------------------------------------------------------------------------------------------------------------------------------------------------------------------------------------------------------------------------------------------------------------------------------------------------------------------------------------------------------------------------------------------------------------------------------------------------------------------------------------------------------------------------------------------------------------------------------------------------------------------------------------------------------------------------------------------------------------------------------------------------------------------|
| dwCallStateMode | <p>For IP Phones, CTI Ports: LINECONNECTEDMODE_ACTIVE<br/> LINECONNECTEDMODE_INACTIVE<br/> LINEDIALTONEMODE_NORMAL<br/> LINEDIALTONEMODE_UNAVAIL<br/> LINEDISCONNECTMODE_BADADDRESS<br/> LINEDISCONNECTMODE_BUSY<br/> LINEDISCONNECTMODE_CONGESTION<br/> LINEDISCONNECTMODE_FORWARDED<br/> LINEDISCONNECTMODE_NOANSWER<br/> LINEDISCONNECTMODE_NORMAL<br/> LINEDISCONNECTMODE_REJECT<br/> LINEDISCONNECTMODE_TEMPFAILURE<br/> LINEDISCONNECTMODE_UNREACHABLE<br/> LINEDISCONNECTMODE_FACCMC (if negotiated extension version is 0x00050000 or greater)</p> <p>For CTI Route<br/> Points: LINEDISCONNECTMODE_BADADDRESS<br/> LINEDISCONNECTMODE_BUSY<br/> LINEDISCONNECTMODE_CONGESTION<br/> LINEDISCONNECTMODE_FORWARDED<br/> LINEDISCONNECTMODE_NOANSWER<br/> LINEDISCONNECTMODE_NORMAL<br/> LINEDISCONNECTMODE_REJECT<br/> LINEDISCONNECTMODE_TEMPFAILURE<br/> LINEDISCONNECTMODE_UNREACHABLE<br/> LINEDISCONNECTMODE_FACCMC (if negotiated extension version is 0x00050000 or greater)</p> |

| Members         | Values                                                                                                                                                                                                                                                                                                                          |
|-----------------|---------------------------------------------------------------------------------------------------------------------------------------------------------------------------------------------------------------------------------------------------------------------------------------------------------------------------------|
|                 | For Park DNs:LINECONNECTEDMODE_ACTIVE<br>LINEDISCONNECTMODE_BADADDRESS<br>LINEDISCONNECTMODE_BUSY<br>LINEDISCONNECTMODE_CONGESTION<br>LINEDISCONNECTMODE_FORWARDED<br>LINEDISCONNECTMODE_NOANSWER<br>LINEDISCONNECTMODE_NORMAL<br>LINEDISCONNECTMODE_REJECT<br>LINEDISCONNECTMODE_TEMPFAILURE<br>LINEDISCONNECTMODE_UNREACHABLE |
| dwCallPrivilege | For All Devices<br>LINECALLPRIVILEGE_MONITOR<br>LINECALLPRIVILEGE_NONE<br>LINECALLPRIVILEGE_OWNER                                                                                                                                                                                                                               |

| Members        | Values                                                                                                                                                                                                                                                                                                                                                                                                                                                                                                                                                                                                                                                                                                                                                 |
|----------------|--------------------------------------------------------------------------------------------------------------------------------------------------------------------------------------------------------------------------------------------------------------------------------------------------------------------------------------------------------------------------------------------------------------------------------------------------------------------------------------------------------------------------------------------------------------------------------------------------------------------------------------------------------------------------------------------------------------------------------------------------------|
| dwCallFeatures | <p>For IP Phones (except VG248 and ATA186) and CTI Ports:</p> <p>LINECALLFEATURE_ACCEPT</p> <p>LINECALLFEATURE_ADDTOCONF</p> <p>LINECALLFEATURE_ANSWER</p> <p>LINECALLFEATURE_BLINDTRANSFER</p> <p>LINECALLFEATURE_COMPLETETRANSF</p> <p>LINECALLFEATURE_DIAL</p> <p>LINECALLFEATURE_DROP</p> <p>LINECALLFEATURE_GATHERDIGITS</p> <p>LINECALLFEATURE_GENERATEDIGITS</p> <p>LINECALLFEATURE_GENERATETONE</p> <p>LINECALLFEATURE_HOLD</p> <p>LINECALLFEATURE_MONITORDIGITS</p> <p>LINECALLFEATURE_MONITORTONES</p> <p>LINECALLFEATURE_PARK</p> <p>LINECALLFEATURE_PREPAREADDTOCONF</p> <p>LINECALLFEATURE_REDIRECT</p> <p>LINECALLFEATURE_SETUPCONF</p> <p>LINECALLFEATURE_SETUPTRANSFER</p> <p>LINECALLFEATURE_UNHOLD</p> <p>LINECALLFEATURE_UNPARK</p> |

| Members | Values                                                                                                                                                                                                                                                                                                                                                                                                                                                                                                                                                                                                      |
|---------|-------------------------------------------------------------------------------------------------------------------------------------------------------------------------------------------------------------------------------------------------------------------------------------------------------------------------------------------------------------------------------------------------------------------------------------------------------------------------------------------------------------------------------------------------------------------------------------------------------------|
|         | For VG248 and ATA186<br>Devices:LINECALLFEATURE_ACCEPT<br>LINECALLFEATURE_ADDTOCONF<br>LINECALLFEATURE_BLINDTRANSFER<br>LINECALLFEATURE_COMPLETETRANSF<br>LINECALLFEATURE_DIAL<br>LINECALLFEATURE_DROP<br>LINECALLFEATURE_GATHERDIGITS<br>LINECALLFEATURE_GENERATEDIGITS<br>LINECALLFEATURE_GENERATETONE<br>LINECALLFEATURE_HOLD<br>LINECALLFEATURE_MONITORDIGITS<br>LINECALLFEATURE_MONITORTONES<br>LINECALLFEATURE_PARK<br>LINECALLFEATURE_PREPAREADDTOCONF<br>LINECALLFEATURE_REDIRECT<br>LINECALLFEATURE_SETUPCONF<br>LINECALLFEATURE_SETUPTRANSFER<br>LINECALLFEATURE_UNHOLD<br>LINECALLFEATURE_UNPARK |

| Members                              | Values                                                                                                                                                                                                                                                                                                                                                                                                                                                                                                                                  |
|--------------------------------------|-----------------------------------------------------------------------------------------------------------------------------------------------------------------------------------------------------------------------------------------------------------------------------------------------------------------------------------------------------------------------------------------------------------------------------------------------------------------------------------------------------------------------------------------|
| dwCallFeatures (continued)           | For CTI Route Points (without media):LINECALLFEATURE_ACCEPT<br>LINECALLFEATURE_DROP<br>LINECALLFEATURE_REDIRECT<br>For CTI Route Points (with media):LINECALLFEATURE_ACCEPT<br>LINECALLFEATURE_ANSWER<br>LINECALLFEATURE_BLINDTRANSFER<br>LINECALLFEATURE_DIA<br>LLINECALLFEATURE_DROP<br>LINECALLFEATURE_GATHERDIGITS<br>LINECALLFEATURE_GENERATEDIGITS<br>LINECALLFEATURE_GENERATETONE<br>LINECALLFEATURE_HOLD<br>LINECALLFEATURE_MONITORDIGITS<br>LINECALLFEATURE_MONITORTONES<br>LINECALLFEATURE_REDIRECT<br>LINECALLFEATURE_UNHOLD |
| dwCallFeatures (continued)           | For Park DNs:0                                                                                                                                                                                                                                                                                                                                                                                                                                                                                                                          |
| dwDevSpecificSizedwDevSpecificOffset | For All Devices:0                                                                                                                                                                                                                                                                                                                                                                                                                                                                                                                       |
| dwCallFeatures2                      | For IP Phones and CTI Ports:LINECALLFEATURE2_TRANSFERNORM<br>LINECALLFEATURE2_TRANSFERCONF                                                                                                                                                                                                                                                                                                                                                                                                                                              |
|                                      | For CTI Route Points and Park DNs:0                                                                                                                                                                                                                                                                                                                                                                                                                                                                                                     |
| tStateEntryTime                      | For All Devices:<br>The Coordinated Universal Time at which the current call state was entered.                                                                                                                                                                                                                                                                                                                                                                                                                                         |

## LINECARDENTRY

The LINECARDENTRY structure describes a calling card. The LINETRANSLATECAPS structure can contain an array of LINECARDENTRY structures.

**Note**

You must not extend this structure.

**Structure Details**

```
typedef struct linecardentry_tag {
    DWORD    dwPermanentCardID;
    DWORD    dwCardNameSize;
    DWORD    dwCardNameOffset;
    DWORD    dwCardNumberDigits;
    DWORD    dwSameAreaRuleSize;
    DWORD    dwSameAreaRuleOffset;
    DWORD    dwLongDistanceRuleSize;
    DWORD    dwLongDistanceRuleOffset;
    DWORD    dwInternationalRuleSize;
    DWORD    dwInternationalRuleOffset;
    DWORD    dwOptions;
} LINECARDENTRY, FAR *LPLINECARDENTRY;
```

**Members**

| Members                                           | Values                                                                                                                                                                                                                                                                               |
|---------------------------------------------------|--------------------------------------------------------------------------------------------------------------------------------------------------------------------------------------------------------------------------------------------------------------------------------------|
| dwPermanentCardID                                 | The permanent identifier that identifies the card.                                                                                                                                                                                                                                   |
| dwCardNameSize<br>dwCardNameOffset                | A null-terminated string (size includes the NULL) that describes the card in a user-friendly manner.                                                                                                                                                                                 |
| dwCardNumberDigits                                | The number of digits in the existing card number. The card number itself is not returned for security reasons (TAPI stores it in scrambled form). The application can use this parameter to insert filler bytes into a text control in “password” mode to show that a number exists. |
| dwSameAreaRuleSize<br>dwSameAreaRuleOffset        | The offset, in bytes, from the beginning of the LINETRANSLATECAPS structure and the total number of bytes in the dialing rule that is defined for calls to numbers in the same area code. The rule specifies a null-terminated string.                                               |
| dwLongDistanceRuleSize dwLongDistanceRuleOffset   | The offset, in bytes, from the beginning of the LINETRANSLATECAPS structure and the total number of bytes in the dialing rule that is defined for calls to numbers in the other areas in the same country or region. The rule specifies a null-terminated string.                    |
| dwInternationalRuleSize dwInternationalRuleOffset | The offset, in bytes, from the beginning of the LINETRANSLATECAPS structure and the total number of bytes in the dialing rule that is defined for calls to numbers in other countries/regions. The rule specifies a null-terminated string.                                          |

| Members   | Values                                                                                            |
|-----------|---------------------------------------------------------------------------------------------------|
| dwOptions | Indicates other settings that are associated with this calling card, by using the LINECARDOPTION_ |

## LINECOUNTRYENTRY

The LINECOUNTRYENTRY structure provides the information for a single country entry. An array of one or more of these structures makes up part of the LINECOUNTRYLIST structure that the lineGetCountry function returns.



### Note

You must not extend this structure.

### Structure Details

```
typedef struct linecountryentry_tag {
    DWORD dwCountryID;
    DWORD dwCountryCode;
    DWORD dwNextCountryID;
    DWORD dwCountryNameSize;
    DWORD dwCountryNameOffset;
    DWORD dwSameAreaRuleSize;
    DWORD dwSameAreaRuleOffset;
    DWORD dwLongDistanceRuleSize;
    DWORD dwLongDistanceRuleOffset;
    DWORD dwInternationalRuleSize;
    DWORD dwInternationalRuleOffset;
} LINECOUNTRYENTRY, FAR *LPLINECOUNTRYENTRY;
```

### Members

| Members       | Values                                                                                                                                                                                                                                                                                                             |
|---------------|--------------------------------------------------------------------------------------------------------------------------------------------------------------------------------------------------------------------------------------------------------------------------------------------------------------------|
| dwCountryID   | The country or region identifier of the entry that specifies an internal identifier that allows multiple entries to exist in the country or region list with the same country code (for example, all countries in North America and the Caribbean share country code 1, but require separate entries in the list). |
| dwCountryCode | The actual country code of the country or region that the entry represents (that is, the digits that would be dialed in an international call). Display only this value to users (Country IDs should never display, as they could be confusing).                                                                   |

| Members                                           | Values                                                                                                                                                                                                                                                                                                                                                                                                                                                                                              |
|---------------------------------------------------|-----------------------------------------------------------------------------------------------------------------------------------------------------------------------------------------------------------------------------------------------------------------------------------------------------------------------------------------------------------------------------------------------------------------------------------------------------------------------------------------------------|
| dwNextCountryID                                   | The country identifier of the next entry in the country or region list. Because country codes and identifiers are not assigned in numeric sequence, the country or region list represents a single linked list, with each entry pointing to the next. The last country or region in the list includes a dwNextCountryID value of zero. When the LINECOUNTRYLIST structure is used to obtain the entire list, the entries in the list appear in sequence as linked by their dwNextCountryID members. |
| dwCountryNameSize dwCountryNameOffset             | The size, in bytes, and the offset, in bytes, from the beginning of the LINECOUNTRYLIST structure of a null-terminated string that gives the name of the country or region.                                                                                                                                                                                                                                                                                                                         |
| dwSameAreaRuleSize dwSameAreaRuleOffset           | The size, in bytes, and the offset, in bytes, from the beginning of the LINECOUNTRYLIST structure of a null-terminated string that contains the dialing rule for direct-dialed calls to the same area code.                                                                                                                                                                                                                                                                                         |
| dwLongDistanceRuleSize dwLongDistanceRuleOffset   | The size, in bytes, and the offset, in bytes, from the beginning of the LINECOUNTRYLIST structure of a null-terminated string that contains the dialing rule for direct-dialed calls to other areas in the same country or region.                                                                                                                                                                                                                                                                  |
| dwInternationalRuleSize dwInternationalRuleOffset | The size, in bytes, and the offset, in bytes, from the beginning of the LINECOUNTRYLIST structure of a null-terminated string that contains the dialing rule for direct-dialed calls to other countries/regions.                                                                                                                                                                                                                                                                                    |

## LINECOUNTRYLIST

The LINECOUNTRYLIST structure describes a list of countries/regions. This structure can contain an array of LINECOUNTRYENTRY structures. The lineGetCountry function returns LINECOUNTRYLIST.



**Note** You must not extend this structure.

### Structure Details

```
typedef struct linecountrylist_tag {
    DWORD dwTotalSize;
    DWORD dwNeededSize;
    DWORD dwUsedSize;
    DWORD dwNumCountries;
    DWORD dwCountryListSize;
    DWORD dwCountryListOffset;
} LINECOUNTRYLIST, FAR *LPLINECOUNTRYLIST;
```

**Members**

| <b>Members</b>                        | <b>Values</b>                                                                                                                                                                        |
|---------------------------------------|--------------------------------------------------------------------------------------------------------------------------------------------------------------------------------------|
| dwTotalSize                           | The total size, in bytes, that are allocated to this data structure.                                                                                                                 |
| dwNeededSize                          | The size, in bytes, for this data structure that is needed to hold all the returned information.                                                                                     |
| dwUsedSize                            | The size, in bytes, of the portion of this data structure that contains useful information.                                                                                          |
| dwNumCountries                        | The number of LINECOUNTRYENTRY structures that are present in the array dwCountryListSize and dwCountryListOffset dominate.                                                          |
| dwCountryListSize dwCountryListOffset | The size, in bytes, and the offset, in bytes, from the beginning of this data structure of an array of LINECOUNTRYENTRY elements that provide information on each country or region. |

**LINEDEVCAPS****Members**

| <b>Members</b>                             | <b>Values</b>                                                                                                                                                                                                                                                                                                                                                                                                                                                                                                                                                                                                                                                  |
|--------------------------------------------|----------------------------------------------------------------------------------------------------------------------------------------------------------------------------------------------------------------------------------------------------------------------------------------------------------------------------------------------------------------------------------------------------------------------------------------------------------------------------------------------------------------------------------------------------------------------------------------------------------------------------------------------------------------|
| dwProviderInfoSize<br>dwProviderInfoOffset | <p>For All Devices:</p> <p>The size, in bytes, of the variably sized field that contains service provider information and the offset, in bytes, from the beginning of this data structure. The dwProviderInfoSize/ Offset member provides information about the provider hardware and/or software. This information is useful when a user needs to call customer service with problems regarding the provider. The Cisco Unified TSP sets this field to "Cisco Unified TSPxxx.TSP: Cisco IP PBX Service Provider Ver. x.x(x.x)" where the text before the colon specifies the file name of the TSP and the text after "Ver." specifies the version of TSP.</p> |

| Members                                | Values                                                                                                                                                                                                                                                                                                                                                                                                                                                                                                                                                                                                                                                                                                                                                                            |
|----------------------------------------|-----------------------------------------------------------------------------------------------------------------------------------------------------------------------------------------------------------------------------------------------------------------------------------------------------------------------------------------------------------------------------------------------------------------------------------------------------------------------------------------------------------------------------------------------------------------------------------------------------------------------------------------------------------------------------------------------------------------------------------------------------------------------------------|
| dwSwitchInfoSize<br>dwSwitchInfoOffset | <p>For All Devices:</p> <p>The size, in bytes, of the variably sized device field that contains switch information and the offset, in bytes, from the beginning of this data structure. The dwSwitchInfoSize/Offset member provides information about the switch to which the line device connects, such as the switch manufacturer, the model name, the software version, and so on. This information is useful when a user needs to call customer service with problems regarding the switch. The Cisco Unified TSP sets this field to "Cisco Unified Communications Manager Ver. x.x(x.x), Cisco CTI Manager Ver x.x(x.x)" where the text after "Ver." specifies the version of the Cisco Unified Communications Manager and the version of the CTI Manager, respectively.</p> |
| dwPermanentLineID                      | <p>For All Devices:</p> <p>The permanent DWORD identifier by which the line device is known in the system configuration. This identifier specifies a permanent name for the line device. This permanent name (as opposed to dwDeviceID) does not change as lines are added or removed from the system and persists through operating system upgrades. You can therefore use it to link line-specific information in .ini files (or other files) in a way that is not affected by adding or removing other lines or by changing the operating system.</p>                                                                                                                                                                                                                          |
| dwLineNameSize<br>dwLineNameOffset     | <p>For All Devices:</p> <p>The size, in bytes, of the variably sized device field that contains a user-configurable name for this line device and the offset, in bytes, from the beginning of this data structure. You can configure this name when you configure the line device service provider, and the name gets provided for the convenience of the user. Cisco Unified TSP sets this field to "Cisco Line: [deviceName] (dirn)" where deviceName specifies the name of the device on which the line resides, and dirn specifies the directory number for the device.</p>                                                                                                                                                                                                   |
| dwStringFormat                         | <p>For All Devices:</p> <p>STRINGFORMAT_ASCII</p>                                                                                                                                                                                                                                                                                                                                                                                                                                                                                                                                                                                                                                                                                                                                 |
| dwAddressModes                         | <p>For All Devices:</p> <p>LINEADDRESSMODE_ADDRESSID</p>                                                                                                                                                                                                                                                                                                                                                                                                                                                                                                                                                                                                                                                                                                                          |
| dwNumAddresses                         | <p>For All Devices:1</p>                                                                                                                                                                                                                                                                                                                                                                                                                                                                                                                                                                                                                                                                                                                                                          |
| dwBearerModes                          | <p>For All Devices:</p> <p>LINEBEARERMODE_SPEECH<br/>LINEBEARERMODE_VOICE</p>                                                                                                                                                                                                                                                                                                                                                                                                                                                                                                                                                                                                                                                                                                     |

| Members                                                                                                         | Values                                                                                                |
|-----------------------------------------------------------------------------------------------------------------|-------------------------------------------------------------------------------------------------------|
| dwMaxRate                                                                                                       | For All Devices:0                                                                                     |
| dwMediaModes                                                                                                    | For IP Phones and Park DNs:<br>LINEMEDIAMODE_INTERACTIVEVOICE                                         |
|                                                                                                                 | For CTI Ports and CTI Route Points:<br>LINEMEDIAMODE_AUTOMATEDVOICE<br>LINEMEDIAMODE_INTERACTIVEVOICE |
| dwGenerateToneModes                                                                                             | For IP Phones, CTI Ports, and CTI Route Points (with media):<br>LINETONEMODE_BEEP                     |
|                                                                                                                 | For CTI Route Points (without media) and Park DNs:0                                                   |
| dwGenerateToneMaxNumFreq                                                                                        | For All Devices:0                                                                                     |
| dwGenerateDigitModes                                                                                            | For IP Phones, CTI Ports, and CTI Route Points (with media):<br>LINETONEMODE_DTMF                     |
|                                                                                                                 | For CTI Route Points and Park DNs:0                                                                   |
| dwMonitorToneMaxNumFreq                                                                                         | For All Devices:0                                                                                     |
| dwMonitorToneMaxNumEntries                                                                                      | For All Devices:0                                                                                     |
| dwMonitorDigitModes                                                                                             | For IP Phones, CTI Ports, and CTI Route Points (with media):<br>LINETONEMODE_DTMF                     |
|                                                                                                                 | For CTI Route Points (without media) and Park DNs:0                                                   |
| dwGatherDigitsMinTimeout<br>dwGatherDigitsMaxTimeout                                                            | For All Devices:0                                                                                     |
| dwMedCtlDigitMaxListSize<br>dwMedCtlMediaMaxListSize<br>dwMedCtlToneMaxListSize<br>dwMedCtlCallStateMaxListSize | For All Devices:0                                                                                     |
| dwDevCapFlags                                                                                                   | For IP Phones:0                                                                                       |
|                                                                                                                 | For All Other Devices:<br>LINEDEVCAPFLAGS_CLOSEDROP                                                   |

| Members             | Values                                                                                                                                               |
|---------------------|------------------------------------------------------------------------------------------------------------------------------------------------------|
| dwMaxNumActiveCalls | For All Devices:1                                                                                                                                    |
|                     | For CTI Route Points (without media):0<br>For CTI Route Points (with media):<br>Cisco Unified Communications Manager Administration<br>configuration |
| dwAnswerMode        | For IP Phones (except for VG248 and ATA186), CTI Route Points<br>(with media) and CTI Ports:<br>LINEANSWERMODE_HOLD                                  |
|                     | For VG248 devices, ATA186 devices, CTI Route Points (without<br>media), and Park DNs:0                                                               |
| dwRingModes         | For All Devices:1                                                                                                                                    |

| Members           | Values                                                                                                                                                                                                                                                                                                                                              |
|-------------------|-----------------------------------------------------------------------------------------------------------------------------------------------------------------------------------------------------------------------------------------------------------------------------------------------------------------------------------------------------|
| dwLineStates      | For IP Phones, CTI Ports, and Route Points (with media):<br>LINEDEVSTATE_CLOSE<br>LINEDEVSTATE_DEVSPECIFIC<br>LINEDEVSTATE_INSERVICE<br>LINEDEVSTATE_MSGWAITOFF<br>LINEDEVSTATE_MSGWAITON<br>LINEDEVSTATE_NUMCALLS<br>LINEDEVSTATE_OPEN<br>LINEDEVSTATE_OUTOFSERVICE<br>LINEDEVSTATE_REINIT<br>LINEDEVSTATE_RINGING<br>LINEDEVSTATE_TRANSLATECHANGE |
|                   | For CTI Route Points (without media):<br>LINEDEVSTATE_CLOSE<br>LINEDEVSTATE_INSERVICE<br>LINEDEVSTATE_OPEN<br>LINEDEVSTATE_OUTOFSERVICE<br>LINEDEVSTATE_REINIT<br>LINEDEVSTATE_RINGING<br>LINEDEVSTATE_TRANSLATECHANGE                                                                                                                              |
|                   | For Park DNs: LINEDEVSTATE_CLOSE<br>LINEDEVSTATE_DEVSPECIFIC<br>LINEDEVSTATE_INSERVICE<br>LINEDEVSTATE_NUMCALLS<br>LINEDEVSTATE_OPEN<br>LINEDEVSTATE_OUTOFSERVICE<br>LINEDEVSTATE_REINIT<br>LINEDEVSTATE_TRANSLATECHANGE                                                                                                                            |
| dwUUIAcceptSize   | For All Devices:0                                                                                                                                                                                                                                                                                                                                   |
| dwUUIAnswerSize   | For All Devices:0                                                                                                                                                                                                                                                                                                                                   |
| dwUUIMakeCallSize | For All Devices:0                                                                                                                                                                                                                                                                                                                                   |
| dwUUIDropSize     | For All Devices:0                                                                                                                                                                                                                                                                                                                                   |

| Members                                    | Values                                                                                                                                                                                                                                                                                                                                                                                                                                               |
|--------------------------------------------|------------------------------------------------------------------------------------------------------------------------------------------------------------------------------------------------------------------------------------------------------------------------------------------------------------------------------------------------------------------------------------------------------------------------------------------------------|
| dwUUISendUserInfoSize                      | For All Devices:0                                                                                                                                                                                                                                                                                                                                                                                                                                    |
| dwUUICallInfoSize                          | For All Devices:0                                                                                                                                                                                                                                                                                                                                                                                                                                    |
| MinDialParams<br>MaxDialParams             | For All Devices:0                                                                                                                                                                                                                                                                                                                                                                                                                                    |
| DefaultDialParams                          | For All Devices:0                                                                                                                                                                                                                                                                                                                                                                                                                                    |
| dwNumTerminals                             | For All Devices:0                                                                                                                                                                                                                                                                                                                                                                                                                                    |
| dwTerminalCapsSize<br>dwTerminalCapsOffset | For All Devices:0                                                                                                                                                                                                                                                                                                                                                                                                                                    |
| dwTerminalTextEntrySize                    | For All Devices:0                                                                                                                                                                                                                                                                                                                                                                                                                                    |
| dwTerminalTextSize<br>dwTerminalTextOffset | For All Devices:0                                                                                                                                                                                                                                                                                                                                                                                                                                    |
| dwDevSpecificSize<br>dwDevSpecificOffset   | <p>For All Devices (except ParkDNs):<br/>If dwExtVersion &gt; 0x00030000<br/>(3.0):LINEDEVCAPS_DEV_SPECIFIC.m_DevSpecificFlags = 0</p> <p>For Park DNs:<br/>If dwExtVersion &gt; 0x00030000<br/>(3.0):LINEDEVCAPS_DEV_SPECIFIC.m_DevSpecificFlags = LINEDEVCAPSDEVSPECIFIC_PARKDN</p> <p>For Intercom DNs:<br/>LINEDEVCAPS_DEV_SPECIFIC.M_DevSpecificFlags = LINEDEVCAPSDEVSPECIFIC_INTERCOMDNLOCALE info PARTITION_INFO INTERCOM_SPEEDDIAL_INFO</p> |

| Members                                      | Values                                                                                                                                                           |
|----------------------------------------------|------------------------------------------------------------------------------------------------------------------------------------------------------------------|
| dwLineFeatures                               | For IP Phones, CTI Ports, and CTI Route Points (with media):<br>LINEFEATURE_DEVSPECIFIC<br>LINEFEATURE_FORWARD<br>LINEFEATURE_FORWARDFWD<br>LINEFEATURE_MAKECALL |
|                                              | For CTI Route Points (without media):<br>LINEFEATURE_FORWARD<br>LINEFEATURE_FORWARDFWD                                                                           |
|                                              | For Park DNs:0                                                                                                                                                   |
| dwSettableDevStatus                          | For All Devices:0                                                                                                                                                |
| dwDeviceClassesSize<br>dwDeviceClassesOffset | For IP Phones and CTI Route Points:<br>"tapi/line"<br>"tapi/phone"                                                                                               |
|                                              | For CTI Ports:<br>"tapi/line"<br>"tapi/phone"<br>"wave/in"<br>"wave/out"                                                                                         |
|                                              | For Park DNs:<br>"tapi/line"                                                                                                                                     |
| PermanentLineGuid                            | The GUID that is permanently associated with the line device.                                                                                                    |

## LINEDEVSTATUS

### Members

| Members    | Values                                                             |
|------------|--------------------------------------------------------------------|
| dwNumOpens | For All Devices:<br>The number of active opens on the line device. |

| Members              | Values                                                                                                                                                           |
|----------------------|------------------------------------------------------------------------------------------------------------------------------------------------------------------|
| dwOpenMediaModes     | For All Devices:<br>Bit array that indicates for which media types the line device is currently open.                                                            |
| dwNumActiveCalls     | For All Devices:<br>The number of calls on the line in call states other than idle, onhold, onholdpendingtransfer, and onholdpendingconference.                  |
| dwNumOnHoldCalls     | For All Devices:<br>The number of calls on the line in the onhold state.                                                                                         |
| dwNumOnHoldPendCalls | For All Devices:<br>The number of calls on the line in the onholdpendingtransfer or onholdpendingconference state.                                               |
| dwLineFeatures       | For IP Phones, CTI Ports, and CTI Route Points (with media):<br>LINEFEATURE_DEVSPECIFIC<br>LINEFEATURE_FORWARD<br>LINEFEATURE_FORWARDFWD<br>LINEFEATURE_MAKECALL |
|                      | For CTI Route Points (without media):<br>LINEFEATURE_FORWARD<br>LINEFEATURE_FORWARDFWD                                                                           |
|                      | For Park DNs:0                                                                                                                                                   |
| dwNumCallCompletions | For All Devices:0                                                                                                                                                |
| dwRingMode           | For All Devices:0                                                                                                                                                |
| dwSignalLevel        | For All Devices:0                                                                                                                                                |
| dwBatteryLevel       | For All Devices:0                                                                                                                                                |
| dwRoamMode           | For All Devices:0                                                                                                                                                |

**LINEEXTENSIONID**

| Members                                  | Values                                                                                                                                                                                                                                                                       |
|------------------------------------------|------------------------------------------------------------------------------------------------------------------------------------------------------------------------------------------------------------------------------------------------------------------------------|
| dwDevStatusFlags                         | For IP Phones and CTI Ports:<br>LINEDEVSTATUSGLAGS_CONNECTED<br>LINEDEVSTATUSGLAGS_INSERTSERVICE<br>LINEDEVSTATUSGLAGS_MSGWAIT                                                                                                                                               |
|                                          | For CTI Route Points and Park DNs:<br>LINEDEVSTATUSGLAGS_CONNECTED<br>LINEDEVSTATUSGLAGS_INSERTSERVICE                                                                                                                                                                       |
| dwTerminalModesSizedwTerminalModesOffset | For All Devices:0                                                                                                                                                                                                                                                            |
| dwDevSpecificSizedwDevSpecificOffset     | For All Devices:0                                                                                                                                                                                                                                                            |
| dwAvailableMediaModes                    | For All Devices:0                                                                                                                                                                                                                                                            |
| dwAppInfoSizedwAppInfoOffset             | For All Devices:<br>Length, in bytes, and offset from the beginning of LINEDEVSTATUS of an array of LINEAPPINFO structures. The dwNumOpens member indicates the number of elements in the array. Each element in the array identifies an application that has the line open. |

**LINEEXTENSIONID****Members**

| Members        | Values                         |
|----------------|--------------------------------|
| dwExtensionID0 | For All Devices:<br>0x8EBD6A50 |
| dwExtensionID1 | For All Devices:<br>0x128011D2 |
| dwExtensionID2 | For All Devices:<br>0x905B0060 |
| dwExtensionID3 | For All Devices:<br>0xB03DD275 |

# LINEFORWARD

The LINEFORWARD structure describes an entry of the forwarding instructions.

## Structure Details

```
typedef struct lineforward_tag {  
    DWORD   dwForwardMode;  
    DWORD   dwCallerAddressSize;  
    DWORD   dwCallerAddressOffset;  
    DWORD   dwDestCountryCode;  
    DWORD   dwDestAddressSize;  
    DWORD   dwDestAddressOffset;  
} LINEFORWARD, FAR *LPLINEFORWARD;
```

**Members**

| Members       | Values |
|---------------|--------|
| dwForwardMode |        |

| Members | Values                                                                                                                                                                                                                                                                                                                                                                                                                                                                                                                                                                                                                                                                                                                                                                                                                                                                                                                                                                                                                                                                                                                                                                                                                                                                                                                                                                                                                                                                                                                                                                                                                                                                                                                                                                                                                                                                                                                                                         |
|---------|----------------------------------------------------------------------------------------------------------------------------------------------------------------------------------------------------------------------------------------------------------------------------------------------------------------------------------------------------------------------------------------------------------------------------------------------------------------------------------------------------------------------------------------------------------------------------------------------------------------------------------------------------------------------------------------------------------------------------------------------------------------------------------------------------------------------------------------------------------------------------------------------------------------------------------------------------------------------------------------------------------------------------------------------------------------------------------------------------------------------------------------------------------------------------------------------------------------------------------------------------------------------------------------------------------------------------------------------------------------------------------------------------------------------------------------------------------------------------------------------------------------------------------------------------------------------------------------------------------------------------------------------------------------------------------------------------------------------------------------------------------------------------------------------------------------------------------------------------------------------------------------------------------------------------------------------------------------|
|         | <p>The types of forwarding. The dwForwardMode member can have only a single bit set. This member uses the following LINEFORWARDMODE_ constants:</p> <p><b>LINEFORWARDMODE_UNCOND</b></p> <p>Forward all calls unconditionally, irrespective of their origin. Use this value when unconditional forwarding for internal and external calls cannot be controlled separately. Unconditional forwarding overrides forwarding on busy and/or no-answer conditions.</p> <p><b>Note</b> LINEFORWARDMODE_UNCOND is the only forward mode that Cisco Unified TSP supports.</p> <p><b>LINEFORWARDMODE_UNCONDINTERNAL</b></p> <p>Forward all internal calls unconditionally. Use this value when unconditional forwarding for internal and external calls can be controlled separately.</p> <p><b>LINEFORWARDMODE_UNCONDEXTERNAL</b></p> <p>Forward all external calls unconditionally. Use this value when unconditional forwarding for internal and external calls can be controlled separately.</p> <p><b>LINEFORWARDMODE_UNCONDSPECIFIC</b></p> <p>Unconditionally forward all calls that originated at a specified address (selective call forwarding).</p> <p><b>LINEFORWARDMODE_BUSY</b></p> <p>Forward all calls on busy, irrespective of their origin. Use this value when forwarding for internal and external calls both on busy and on no answer cannot be controlled separately.</p> <p><b>LINEFORWARDMODE_BUSYINTERNAL</b></p> <p>Forward all internal calls on busy. Use this value when forwarding for internal and external calls on busy and on no answer can be controlled separately.</p> <p><b>LINEFORWARDMODE_BUSYEXTERNAL</b></p> <p>Forward all external calls on busy. Use this value when forwarding for internal and external calls on busy and on no answer can be controlled separately.</p> <p><b>LINEFORWARDMODE_BUSYSPECIFIC</b></p> <p>Forward on busy all calls that originated at a specified address (selective call forwarding).</p> |

| Members | Values                                                                                                                                                                                                                                                                                                                                                                                                                                                                                                                                                                                                                                                                                                                                                                                                                                                                                                                                                                                                                                                                                                                                                                                                                                                                                                                                                                                                                                                                                                                                                                                                                                                                                                                                                                                                                                           |
|---------|--------------------------------------------------------------------------------------------------------------------------------------------------------------------------------------------------------------------------------------------------------------------------------------------------------------------------------------------------------------------------------------------------------------------------------------------------------------------------------------------------------------------------------------------------------------------------------------------------------------------------------------------------------------------------------------------------------------------------------------------------------------------------------------------------------------------------------------------------------------------------------------------------------------------------------------------------------------------------------------------------------------------------------------------------------------------------------------------------------------------------------------------------------------------------------------------------------------------------------------------------------------------------------------------------------------------------------------------------------------------------------------------------------------------------------------------------------------------------------------------------------------------------------------------------------------------------------------------------------------------------------------------------------------------------------------------------------------------------------------------------------------------------------------------------------------------------------------------------|
|         | <p><b>LINEFORWARDMODE_NOANSW</b></p> <p>Forward all calls on no answer, irrespective of their origin. Use this value when call forwarding for internal and external calls on no answer cannot be controlled separately.</p> <p><b>LINEFORWARDMODE_NOANSWINTERNAL</b></p> <p>Forward all internal calls on no answer. Use this value when forwarding for internal and external calls on no answer can be controlled separately.</p> <p><b>LINEFORWARDMODE_NOANSWEXTERNAL</b></p> <p>Forward all external calls on no answer. Use this value when forwarding for internal and external calls on no answer can be controlled separately.</p> <p><b>LINEFORWARDMODE_NOANSWSPECIFIC</b></p> <p>Forward all calls that originated at a specified address on no answer (selective call forwarding).</p> <p><b>LINEFORWARDMODE_BUSYNA</b></p> <p>Forward all calls on busy or no answer, irrespective of their origin. Use this value when forwarding for internal and external calls on both busy and on no answer cannot be controlled separately.</p> <p><b>LINEFORWARDMODE_BUSYNAINTERNAL</b></p> <p>Forward all internal calls on busy or no answer. Use this value when call forwarding on busy and on no answer cannot be controlled separately for internal calls.</p> <p><b>LINEFORWARDMODE_BUSYNAEXTERNAL</b></p> <p>Forward all external calls on busy or no answer. Use this value when call forwarding on busy and on no answer cannot be controlled separately for internal calls.</p> <p><b>LINEFORWARDMODE_BUSYNASPECIFIC</b></p> <p>Forward on busy or no answer all calls that originated at a specified address (selective call forwarding).</p> <p><b>LINEFORWARDMODE_UNKNOWN</b></p> <p>Calls get forwarded, but the conditions under which forwarding occurs are not known at this time.</p> <p><b>LINEFORWARDMODE_UNAVAIL</b></p> |

| Members                                   | Values                                                                                                                                                                                                                                                                                                                                                                                                                                 |
|-------------------------------------------|----------------------------------------------------------------------------------------------------------------------------------------------------------------------------------------------------------------------------------------------------------------------------------------------------------------------------------------------------------------------------------------------------------------------------------------|
|                                           | Calls are forwarded, but the conditions under which forwarding occurs are not known and are never known by the service provider.                                                                                                                                                                                                                                                                                                       |
| dwCallerAddressSize dwCallerAddressOffset | The size in bytes of the variably sized address field that contains the address of a caller to be forwarded and the offset in bytes from the beginning of the containing data structure. The dwCallerAddressSize/Offset member gets set to zero if dwForwardMode is not one of the following choices: LINEFORWARDMODE_BUSYNASPECIFIC, LINEFORWARDMODE_NOANSWSPECIFIC, LINEFORWARDMODE_UNCONDSPECIFIC, or LINEFORWARDMODE_BUSYSPECIFIC. |
| dwDestCountryCode                         | The country code of the destination address to which the call is to be forwarded.                                                                                                                                                                                                                                                                                                                                                      |
| dwDestAddressSize dwDestAddressOffset     | The size in bytes of the variably sized address field that contains the address where calls are to be forwarded and the offset in bytes from the beginning of the containing data structure.                                                                                                                                                                                                                                           |

## LINEFORWARDLIST

The LINEFORWARDLIST structure describes a list of forwarding instructions.

### Structure Details

```
typedef struct lineforwardlist_tag {
    DWORD dwTotalSize;
    DWORD dwNumEntries;
    LINEFORWARD ForwardList[1];
} LINEFORWARDLIST, FAR *LPLINEFORWARDLIST;
```

### Members

| Members        | Values                                                                          |
|----------------|---------------------------------------------------------------------------------|
| dwTotalSize    | The total size in bytes of the data structure.                                  |
| dwNumEntries   | Number of entries in the array, specified as ForwardList[ ].                    |
| ForwardList[ ] | An array of forwarding instruction. The array entries specify type LINEFORWARD. |

## LINEGENERATETONE

The LINEGENERATETONE structure contains information about a tone to be generated. The lineGenerateTone and TSPI\_lineGenerateTone functions use this structure.


**Note**

You must not extend this structure.

This structure gets used only for the generation of tones; it is not used for tone monitoring.

### Structure Details

```
typedef struct linegeneratetone_tag {
    DWORD    dwFrequency;
    DWORD    dwCadenceOn;
    DWORD    dwCadenceOff;
    DWORD    dwVolume;
} LINEGENERATETONE, FAR *LPLINEGENERATETONE;
```

### Members

| Members      | Values                                                                                                                                                                |
|--------------|-----------------------------------------------------------------------------------------------------------------------------------------------------------------------|
| dwFrequency  | The frequency, in hertz, of this tone component. A service provider may adjust (round up or down) the frequency that the application specified to fit its resolution. |
| dwCadenceOn  | The “on” duration, in milliseconds, of the cadence of the custom tone to be generated. Zero means no tone gets generated.                                             |
| dwCadenceOff | The “off” duration, in milliseconds, of the cadence of the custom tone to be generated. Zero means no off time, that is, a constant tone.                             |
| dwVolume     | The volume level at which the tone gets generated. A value of 0x0000FFFF represents full volume, and a value of 0x00000000 means silence.                             |

## LINEINITIALIZEEXPARAMS

The LINEINITIALIZEEXPARAMS structure describes parameters that are supplied when calls are made by using LINEINITIALIZEEX.

### Structure Details

```
typedef struct lineinitializeexparams_tag {
    DWORD    dwTotalSize;
    DWORD    dwNeededSize;
```

```

    DWORD    dwUsedSize;
    DWORD    dwOptions;

    union
    {
        HANDLE    hEvent;
        HANDLE    hCompletionPort;
    } Handles;

    DWORD    dwCompletionKey;
} LINEINITIALIZEEXPARAMS, FAR *LPLINEINITIALIZEEXPARAMS;

```

### Members

| Members         | Values                                                                                                                                                                                                                                                             |
|-----------------|--------------------------------------------------------------------------------------------------------------------------------------------------------------------------------------------------------------------------------------------------------------------|
| dwTotalSize     | The total size, in bytes, that is allocated to this data structure.                                                                                                                                                                                                |
| dwNeededSize    | The size, in bytes, for this data structure that is needed to hold all the returned information.                                                                                                                                                                   |
| dwUsedSize      | The size, in bytes, of the portion of this data structure that contains useful information.                                                                                                                                                                        |
| dwOptions       | One of the LINEINITIALIZEEXOPTION_constants. Specifies the event notification mechanism that the application wants to use.                                                                                                                                         |
| hEvent          | If dwOptions specifies LINEINITIALIZEEXOPTION_USEEVENT, TAPI returns the event handle in this field.                                                                                                                                                               |
| hCompletionPort | If dwOptions specifies LINEINITIALIZEEXOPTION_USECOMPLETIONPORT, the application must specify in this field the handle of an existing completion port that was opened by using CreateIoCompletionPort.                                                             |
| dwCompletionKey | If dwOptions specifies LINEINITIALIZEEXOPTION_USECOMPLETIONPORT, the application must specify in this field a value that is returned through the lpCompletionKey parameter of GetQueuedCompletionStatus to identify the completion message as a telephony message. |

### Further Details

See [lineInitializeEx](#), on page 180 for further information on these options.

## LINELOCATIONENTRY

The LINELOCATIONENTRY structure describes a location that is used to provide an address translation context. The LINETRANSLATECAPS structure can contain an array of LINELOCATIONENTRY structures.


**Note**

You must not extend this structure.

### Structure Details

```
typedef struct linelocationentry_tag {
    DWORD    dwPermanentLocationID;
    DWORD    dwLocationNameSize;
    DWORD    dwLocationNameOffset;

    DWORD    dwCityCodeSize;
    DWORD    dwCityCodeOffset;
    DWORD    dwPreferredCardID;
    DWORD    dwLocalAccessCodeSize;
    DWORD    dwLocalAccessCodeOffset;
    DWORD    dwLongDistanceAccessCodeSize;
    DWORD    dwLongDistanceAccessCodeOffset;
    DWORD    dwTollPrefixListSize;
    DWORD    dwTollPrefixListOffset;
    DWORD    dwCountryID;
    DWORD    dwOptions;
    DWORD    dwCancelCallWaitingSize;
    DWORD    dwCancelCallWaitingOffset;
} LINELOCATIONENTRY, FAR *LPLINELOCATIONENTRY;
```

### Members

| Members                                    | Values                                                                                                                                                                                                                                                                                                                                     |
|--------------------------------------------|--------------------------------------------------------------------------------------------------------------------------------------------------------------------------------------------------------------------------------------------------------------------------------------------------------------------------------------------|
| dwPermanentLocationID                      | The permanent identifier that identifies the location.                                                                                                                                                                                                                                                                                     |
| dwLocationNameSize<br>dwLocationNameOffset | Contains a null-terminated string (size includes the NULL) that describes the location in a user-friendly manner.                                                                                                                                                                                                                          |
| dwCountryCode                              | The country code of the location.                                                                                                                                                                                                                                                                                                          |
| dwPreferredCardID                          | The preferred calling card when dialing from this location.                                                                                                                                                                                                                                                                                |
| dwCityCodeSize<br>dwCityCodeOffset         | Contains a null-terminated string that specifies the city or area code that is associated with the location (the size includes the NULL). Applications can use this information, along with the country code, to “default” entry fields for the user when you enter the phone numbers, to encourage the entry of proper canonical numbers. |

| Members                                                        | Values                                                                                                                                                                                                                                                                                                                                                                                                                                                                                                                                                                                                                          |
|----------------------------------------------------------------|---------------------------------------------------------------------------------------------------------------------------------------------------------------------------------------------------------------------------------------------------------------------------------------------------------------------------------------------------------------------------------------------------------------------------------------------------------------------------------------------------------------------------------------------------------------------------------------------------------------------------------|
| dwLocalAccessCodeSize<br>dwLocalAccessCodeOffset               | The size, in bytes, and the offset, in bytes, from the beginning of the LINETRANSLATECAPS structure of a null-terminated string that contains the access code to be dialed before calls to addresses in the local calling area.                                                                                                                                                                                                                                                                                                                                                                                                 |
| dwLongDistanceAccessCodeSize<br>dwLongDistanceAccessCodeOffset | The size, in bytes, and the offset, in bytes, from the beginning of the LINETRANSLATECAPS structure of a null-terminated string that contains the access code to be dialed before calls to addresses outside the local calling area.                                                                                                                                                                                                                                                                                                                                                                                            |
| dwTollPrefixListSize<br>dwTollPrefixListOffset                 | The size, in bytes, and the offset, in bytes, from the beginning of the LINETRANSLATECAPS structure of a null-terminated string that contains the toll prefix list for the location. The string contains only prefixes that consist of the digits "0" through "9" and are separated from each other by a single "," (comma) character.                                                                                                                                                                                                                                                                                          |
| dwCountryID                                                    | The country identifier of the country or region that is selected for the location. Use this identifier with the lineGetCountry function to obtain additional information about the specific country or region, such as the country or region name (you cannot use the dwCountryCode member for this purpose because country codes are not unique).                                                                                                                                                                                                                                                                              |
| dwOptions                                                      | Indicates options in effect for this location with values taken from the LINELOCATIONOPTION_Constants.                                                                                                                                                                                                                                                                                                                                                                                                                                                                                                                          |
| dwCancelCallWaitingSize<br>dwCancelCallWaitingOffset           | The size, in bytes, and the offset, in bytes, from the beginning of the LINETRANSLATECAPS structure of a null-terminated string that contains the dial digits and modifier characters that should be prefixed to the dialable string (after the pulse/tone character) when an application sets the LINETRANSLATEOPTION_CANCEL_CALL_WAITING bit in the dwTranslateOptions parameter of lineTranslateAddress. If no prefix is defined, dwCancelCallWaitingSize set to zero may indicate this, or dwCancelCallWaitingSize set to 1 and dwCancelCallWaitingOffset pointing to an empty string (single NULL byte) may indicate this. |

## LINEMESSAGE

The LINEMESSAGE structure contains parameter values that specify a change in status of the line that the application currently has open. The lineGetMessage function returns the LINEMESSAGE structure.

**Structure Details**

```
typedef struct linemessage_tag {
    DWORD    hDevice;
    DWORD    dwMessageID;
    DWORD_PTR dwCallbackInstance;
    DWORD_PTR dwParam1;
    DWORD_PTR dwParam2;
    DWORD_PTR dwParam3;
} LINEMESSAGE, FAR *LPLINEMESSAGE;
```

**Members**

| Members            | Values                                                                                                                                                                     |
|--------------------|----------------------------------------------------------------------------------------------------------------------------------------------------------------------------|
| hDevice            | A handle to either a line device or a call. The context that dwMessageID provides can determine the nature of this handle (line handle or call handle).                    |
| dwMessageID        | A line or call device message.                                                                                                                                             |
| dwCallbackInstance | Instance data passed back to the application, which the application in the dwCallBackInstance parameter of lineInitializeEx specified. TAPI does not interpret this DWORD. |
| dwParam1           | A parameter for the message.                                                                                                                                               |
| dwParam2           | A parameter for the message.                                                                                                                                               |
| dwParam3           | A parameter for the message.                                                                                                                                               |

For details about the parameter values that are passed in this structure, see [TAPI Line Messages, on page 205](#).

**LINEMONITORTONE**

The LINEMONITORTONE structure defines a tone for the purpose of detection. Use this as an entry in an array. An array of tones gets passed to the lineMonitorTones function that monitors these tones and sends a LINE\_MONITORTONE message to the application when a detection is made.

A tone with all frequencies set to zero corresponds to silence. An application can thus monitor the call information stream for silence.

**Note**

You must not extend this structure.

**Structure Details**

```
typedef struct linemonitortone_tag {    DWORD    dwAppSpecific;
    DWORD    dwDuration;
```

```

DWORD   dwFrequency1;
DWORD   dwFrequency2;
DWORD   dwFrequency3;
} LINEMONITORTONE, FAR *LPLINEMONITORTONE;

```

### Members

| Members       | Values                                                                                                                                                                                                                                                                                |
|---------------|---------------------------------------------------------------------------------------------------------------------------------------------------------------------------------------------------------------------------------------------------------------------------------------|
| dwAppSpecific | Used by the application for tagging the tone. When this tone is detected, the value of the dwAppSpecific member gets passed back to the application.                                                                                                                                  |
| dwDuration    | The duration, in milliseconds, during which the tone should be present before a detection is made.                                                                                                                                                                                    |
| dwFrequency1  | dwFrequency2                                                                                                                                                                                                                                                                          |
| dwFrequency3  | The frequency, in hertz, of a component of the tone. If fewer than three frequencies are needed in the tone, a value of 0 should be used for the unused frequencies. A tone with all three frequencies set to zero gets interpreted as silence and can be used for silence detection. |

## LINEPROVIDERENTRY

The LINEPROVIDERENTRY structure provides the information for a single service provider entry. An array of these structures gets returned as part of the LINEPROVIDERLIST structure that the function lineGetProviderList returns.



### Note

You cannot extend this structure.

### Structure Details

```

typedef struct lineproviderentry_tag {
    DWORD   dwPermanentProviderID;
    DWORD   dwProviderFilenameSize;
    DWORD   dwProviderFilenameOffset;
} LINEPROVIDERENTRY, FAR *LPLINEPROVIDERENTRY;

```

### Members

| Members               | Values                                          |
|-----------------------|-------------------------------------------------|
| dwPermanentProviderID | The permanent provider identifier of the entry. |

| Members                                        | Values                                                                                                                                                                                                    |
|------------------------------------------------|-----------------------------------------------------------------------------------------------------------------------------------------------------------------------------------------------------------|
| dwProviderFilenameSizedwProviderFilenameOffset | The size, in bytes, and the offset, in bytes, from the beginning of the LINEPROVIDERLIST structure of a null-terminated string that contains the filename (path) of the service provider DLL (.TSP) file. |

## LINEPROVIDERLIST

The LINEPROVIDERLIST structure describes a list of service providers. The lineGetProviderList function returns a structure of this type. The LINEPROVIDERLIST structure can contain an array of LINEPROVIDERENTRY structures.



### Note

You must not extend this structure.

### Structure Details

```
typedef struct lineproviderlist_tag {
    DWORD dwTotalSize;
    DWORD dwNeededSize;
    DWORD dwUsedSize;
    DWORD dwNumProviders;
    DWORD dwProviderListSize;
    DWORD dwProviderListOffset;
} LINEPROVIDERLIST, FAR *LPLINEPROVIDERLIST;
```

### Members

| Members                                    | Values                                                                                                                                                                                     |
|--------------------------------------------|--------------------------------------------------------------------------------------------------------------------------------------------------------------------------------------------|
| dwTotalSize                                | The total size, in bytes, that are allocated to this data structure.                                                                                                                       |
| dwNeededSize                               | The size, in bytes, for this data structure that is needed to hold all the returned information.                                                                                           |
| dwUsedSize                                 | The size, in bytes, of the portion of this data structure that contains useful information.                                                                                                |
| dwNumProviders                             | The number of LINEPROVIDERENTRY structures that are present in the array that is denominated by dwProviderListSize and dwProviderListOffset.                                               |
| dwProviderListSize<br>dwProviderListOffset | The size, in bytes, and the offset, in bytes, from the beginning of this data structure of an array of LINEPROVIDERENTRY elements, which provide the information on each service provider. |

## LINEREQMAKECALL

The LINEREQMAKECALL structure describes a request that a call initiated to the lineGetRequest function.


**Note**

You cannot extend this structure.

### Structure Details

```
typedef struct linereqmakecall_tag {
    char  szDestAddress[TAPIMAXDESTADDRESSSIZE];
    char  szAppName[TAPIMAXAPPNAME_SIZE];
    char  szCalledParty[TAPIMAXCALLEDPARTY_SIZE];
    char  szComment[TAPIMAXCOMMENTS_SIZE];
} LINEREQMAKECALL, FAR *LPLINEREQMAKECALL;
```

### Members

| Members                                    | Values                                                                                                                                                                                                                                                                                          |
|--------------------------------------------|-------------------------------------------------------------------------------------------------------------------------------------------------------------------------------------------------------------------------------------------------------------------------------------------------|
| szDestAddress<br>[TAPIMAXADDRESSSIZE]      | The null-terminated destination address of the make-call request. The address uses the canonical address format or the dialable address format. The maximum length of the address specifies TAPIMAXDESTADDRESSSIZE characters, which include the NULL terminator. Longer strings get truncated. |
| szAppName<br>[TAPIMAXAPPNAME_SIZE]         | The null-terminated, user-friendly application name or filename of the application that originated the request. The maximum length of the address specifies TAPIMAXAPPNAME_SIZE characters, which include the NULL terminator.                                                                  |
| szCalledParty<br>[TAPIMAXCALLEDPARTY_SIZE] | The null-terminated, user-friendly called-party name. The maximum length of the called-party information specifies TAPIMAXCALLEDPARTY_SIZE characters, which include the NULL terminator.                                                                                                       |
| szComment<br>[TAPIMAXCOMMENTS_SIZE]        | The null-terminated comment about the call request. The maximum length of the comment string specifies TAPIMAXCOMMENTS_SIZE characters, which include the NULL terminator.                                                                                                                      |

## LINETRANSLATECAPS

The LINETRANSLATECAPS structure describes the address translation capabilities. This structure can contain an array of LINELOCATIONENTRY structures and an array of LINECARDENTRY structures. the lineGetTranslateCaps function returns the LINETRANSLATECAPS structure.

**Note**

You must not extend this structure.

**Structure Details**

```
typedef struct linetranslatecaps_tag {
    DWORD    dwTotalSize;
    DWORD    dwNeededSize;
    DWORD    dwUsedSize;
    DWORD    dwNumLocations;
    DWORD    dwLocationListSize;
    DWORD    dwLocationListOffset;
    DWORD    dwCurrentLocationID;
    DWORD    dwNumCards;
    DWORD    dwCardListSize;
    DWORD    dwCardListOffset;
    DWORD    dwCurrentPreferredCardID;
} LINETRANSLATECAPS, FAR *LPLINETRANSLATECAPS;
```

**Members**

| Members                                    | Values                                                                                                                                                                                                                                                                                                                   |
|--------------------------------------------|--------------------------------------------------------------------------------------------------------------------------------------------------------------------------------------------------------------------------------------------------------------------------------------------------------------------------|
| dwTotalSize                                | The total size, in bytes, that is allocated to this data structure.                                                                                                                                                                                                                                                      |
| dwNeededSize                               | The size, in bytes, for this data structure that is needed to hold all the returned information.                                                                                                                                                                                                                         |
| dwUsedSize                                 | The size, in bytes, of the portion of this data structure that contains useful information.                                                                                                                                                                                                                              |
| dwNumLocations                             | The number of entries in the location list. It includes all locations that are defined, including zero (default).                                                                                                                                                                                                        |
| dwLocationListSize<br>dwLocationListOffset | List of locations that are known to the address translation. The list comprises a sequence of LINELOCATIONENTRY structures. The dwLocationListOffset member points to the first byte of the first LINELOCATIONENTRY structure, and the dwLocationListSize member indicates the total number of bytes in the entire list. |
| dwCurrentLocationID                        | The dwPermanentLocationID member from the LINELOCATIONENTRY structure for the CurrentLocation.                                                                                                                                                                                                                           |
| dwNumCards                                 | The number of entries in the CardList.                                                                                                                                                                                                                                                                                   |

| Members                            | Values                                                                                                                                                                                                                                                                                                                                                                                          |
|------------------------------------|-------------------------------------------------------------------------------------------------------------------------------------------------------------------------------------------------------------------------------------------------------------------------------------------------------------------------------------------------------------------------------------------------|
| dwCardListSize<br>dwCardListOffset | List of calling cards that are known to the address translation. It includes only non-hidden card entries and always includes card 0 (direct dial). The list comprises a sequence of LINECARDENTRY structures. The dwCardListOffset member points to the first byte of the first LINECARDENTRY structure, and the dwCardListSize member indicates the total number of bytes in the entire list. |
| dwCurrentPreferredCardID           | The dwPreferredCardID member from the LINELOCATIONENTRY structure for the CurrentLocation.                                                                                                                                                                                                                                                                                                      |

## LINETRANSLATEOUTPUT

The LINETRANSLATEOUTPUT structure describes the result of an address translation. The lineTranslateAddress function uses this structure.



### Note

You must not extend this structure.

### Structure Details

```
typedef struct linetranslateoutput_tag {
    DWORD    dwTotalSize;
    DWORD    dwNeededSize;
    DWORD    dwUsedSize;
    DWORD    dwDialableStringSize;
    DWORD    dwDialableStringOffset;
    DWORD    dwDisplayableStringSize;
    DWORD    dwDisplayableStringOffset;
    DWORD    dwCurrentCountry;
    DWORD    dwDestCountry;
    DWORD    dwTranslateResults;
} LINETRANSLATEOUTPUT, FAR *LPLINETRANSLATEOUTPUT;
```

### Members

| Members      | Values                                                                                           |
|--------------|--------------------------------------------------------------------------------------------------|
| dwTotalSize  | The total size, in bytes, that is allocated to this data structure.                              |
| dwNeededSize | The size, in bytes, for this data structure that is needed to hold all the returned information. |
| dwUsedSize   | The size, in bytes, of the portion of this data structure that contains useful information.      |

| Members                                              | Values                                                                                                                                                                                                                                                                                                                                                                                                                                                                                                                                 |
|------------------------------------------------------|----------------------------------------------------------------------------------------------------------------------------------------------------------------------------------------------------------------------------------------------------------------------------------------------------------------------------------------------------------------------------------------------------------------------------------------------------------------------------------------------------------------------------------------|
| dwDialableStringSize<br>dwDialableStringOffset       | Contains the translated output that can be passed to the lineMakeCall, lineDial, or other function that requires a dialable string. The output always comprises a null-terminated string (NULL gets included in the count in dwDialableStringSize). This output string includes ancillary fields such as name and subaddress if they were in the input string. This string may contain private information such as calling card numbers. To prevent inadvertent visibility to unauthorized persons, it should not display to the user. |
| dwDisplayableStringSize<br>dwDisplayableStringOffset | Contains the translated output that can display to the user for confirmation. Identical to DialableString, except the “friendly name” of the card enclosed within bracket characters (for example, “[AT&T Card]”) replaces calling card digits. The ancillary fields, such as name and subaddress, get removed. You can display this string in call-status dialog boxes without exposing private information to unauthorized persons. You can also include this information in call logs.                                              |
| dwCurrentCountry                                     | Contains the country code that is configured in CurrentLocation. Use this value to control the display by the application of certain user interface elements for local call progress tone detection and for other purposes.                                                                                                                                                                                                                                                                                                            |
| dwDestCountry                                        | Contains the destination country code of the translated address. This value may pass to the dwCountryCode parameter of lineMakeCall and other dialing functions (so the call progress tones of the destination country or region such as a busy signal are properly detected). This field gets set to zero if the destination address that is passed to lineTranslateAddress is not in canonical format.                                                                                                                               |
| dwTranslateResults                                   | Indicates the information that is derived from the translation process, which may assist the application in presenting user-interface elements. This field uses one LINETRANSLATERESULT_.                                                                                                                                                                                                                                                                                                                                              |

## TAPI Phone Functions

TAPI phone functions enable an application to control physical aspects of a phone

**Table 15: TAPI Phone Functions**

| TAPI phone functions                            |
|-------------------------------------------------|
| <a href="#">phoneCallbackFunc</a> , on page 287 |

| TAPI phone functions                                   |
|--------------------------------------------------------|
| <a href="#">phoneClose</a> , on page 288               |
| <a href="#">phoneDevSpecific</a> , on page 289         |
| <a href="#">phoneGetDevCaps</a> , on page 289          |
| <a href="#">phoneGetDisplay</a> , on page 290          |
| <a href="#">phoneGetLamp</a> , on page 290             |
| <a href="#">phoneGetMessage</a> , on page 291          |
| <a href="#">phoneGetRing</a> , on page 292             |
| <a href="#">phoneGetStatus</a> , on page 293           |
| <a href="#">phoneGetStatusMessages</a> , on page 294   |
| <a href="#">phoneInitialize</a> , on page 296          |
| <a href="#">phoneInitializeEx</a> , on page 297        |
| <a href="#">phoneNegotiateAPIVersion</a> , on page 299 |
| <a href="#">phoneOpen</a> , on page 300                |
| <a href="#">phoneSetDisplay</a> , on page 301          |
| <a href="#">phoneSetStatusMessages</a> , on page 302   |
| <a href="#">phoneShutdown</a> , on page 304            |

## phoneCallbackFunc

The phoneCallbackFunc function provides a placeholder for the application-supplied function name.

All callbacks occur in the application context. The callback function must reside in a dynamic-link library (DLL) or application module and be exported in the module-definition file.

### Function Details

```
VOID FAR PASCAL phoneCallbackFunc (
    HANDLE hDevice,
    DWORD dwMsg,
    DWORD dwCallbackInstance,
    DWORD dwParam1,
    DWORD dwParam2,
```

```
    DWORD dwParam3  
);
```

### Parameters

#### hDevice

A handle to a phone device that is associated with the callback.

#### dwMsg

A line or call device message.

#### dwCallbackInstance

Callback instance data that is passed to the application in the callback. TAPI does not interpret this DWORD.

#### dwParam1

A parameter for the message.

#### dwParam2

A parameter for the message.

#### dwParam3

A parameter for the message.

### Further Details

For more information about the parameters that are passed to this callback function, see [TAPI Line Messages, on page 205](#) and [TAPI Phone Messages, on page 304](#).

## phoneClose

The phoneClose function closes the specified open phone device.

### Function Details

```
LONG phoneClose(  
    HPHONE hPhone  
);
```

### Parameter

#### hPhone

A handle to the open phone device that is to be closed. If the function succeeds, this means that the handle is no longer valid.

## phoneDevSpecific

The phoneDevSpecific function gets used as a general extension mechanism to enable a telephony API implementation to provide features that are not described in the other TAPI functions. The meanings of these extensions are device specific.

When used with the Cisco Unified TSP, you can use phoneDevSpecific to send device-specific data to a phone device.

### Function Details

```
LONG WINAPI phoneDevSpecific (  
    HPHONE hPhone,  
    LPVOID lpParams,  
    DWORD dwSize  
);
```

### Parameters

#### hPhone

A handle to a phone device.

#### lpParams

A pointer to a memory area used to hold a parameter block. Its interpretation is device specific. TAPI passes the contents of the parameter block unchanged to or from the service provider.

#### dwSize

The size in bytes of the parameter block area.

## phoneGetDevCaps

The phoneGetDevCaps function queries a specified phone device to determine its telephony capabilities.

### Function Details

```
LONG phoneGetDevCaps (  
    HPHONEAPP hPhoneApp,  
    DWORD dwDeviceID,  
    DWORD dwAPIVersion,  
    DWORD dwExtVersion,  
    LPPHONECAPS lpPhoneCaps  
);
```

### Parameters

#### hPhoneApp

The handle to the registration with TAPI for this application.

**dwDeviceID**

The phone device that is to be queried.

**dwAPIVersion**

The version number of the telephony API that is to be used. The high-order word contains the major version number; the low-order word contains the minor version number. You can obtain this number with the function `phoneNegotiateAPIVersion`.

**dwExtVersion**

The version number of the service provider-specific extensions to be used. This number is obtained with the function `phoneNegotiateExtVersion`. It can be left as zero if no device-specific extensions are to be used. Otherwise, the high-order word contains the major version number, the low-order word contains the minor version number.

**lpPhoneCaps**

A pointer to a variably sized structure of type `PHONECAPS`. Upon successful completion of the request, this structure is filled with phone device capabilities information.

## phoneGetDisplay

The `phoneGetDisplay` function returns the current contents of the specified phone display.

**Function Details**

```
LONG phoneGetDisplay(
    HPHONE hPhone,
    LPVARSTRING lpDisplay
);
```

**Parameters****hPhone**

A handle to the open phone device.

**lpDisplay**

A pointer to the memory location where the display content is to be stored, of type `VARSTRING`.

## phoneGetLamp

The `phoneGetLamp` function returns the current lamp mode of the specified lamp.

**Note**

Cisco Unified IP Phones 79xx series do not support this function.

### Function Details

```
LONG phoneGetLamp(
    HPHONE hPhone,
    DWORD dwButtonLampID,
    LPDWORD lpdwLampMode
);
```

### Parameters

#### hPhone

A handle to the open phone device.

#### dwButtonLampID

The identifier of the lamp that is to be queried. See [PHONE\\_BUTTON](#), on page 305 for lamp IDs.

#### lpdwLampMode



**Note** Cisco Unified IP Phones 79xx series do not support this function.

A pointer to a memory location that holds the lamp mode status of the given lamp. The lpdwLampMode parameter can have at most one bit set. This parameter uses the following PHONELAMPMODE\_constants:

- PHONELAMPMODE\_FLASH -Flash means slow on and off.
- PHONELAMPMODE\_FLUTTER -Flutter means fast on and off.
- PHONELAMPMODE\_OFF -The lamp is off.
- PHONELAMPMODE\_STEADY -The lamp is continuously lit.
- PHONELAMPMODE\_WINK -The lamp winks.
- PHONELAMPMODE\_UNKNOWN -The lamp mode is currently unknown.
- PHONELAMPMODE\_DUMMY -Use this value to describe a button/lamp position that has no corresponding lamp.

## phoneGetMessage

The phoneGetMessage function returns the next TAPI message that is queued for delivery to an application that is using the Event Handle notification mechanism (see phoneInitializeEx for further details).

### Function Details

```
LONG WINAPI phoneGetMessage(
    HPHONEAPP hPhoneApp,
    LPPHONEMESSAGE lpMessage,
    DWORD dwTimeout
);
```

**Parameters****hPhoneApp**

The handle that phoneInitializeEx returns. The application must have set the PHONEINITIALIZEEXOPTION\_USEEVENT option in the dwOptions member of the PHONEINITIALIZEEXPARAMS structure.

**lpMessage**

A pointer to a PHONEMESSAGE structure. Upon successful return from this function, the structure contains the next message that had been queued for delivery to the application.

**dwTimeout**

The time-out interval, in milliseconds. The function returns if the interval elapses, even if no message can be returned. If dwTimeout is zero, the function checks for a queued message and returns immediately. If dwTimeout is INFINITE, the time-out interval never elapses.

**Return Values**

Returns zero if the request succeeds or a negative number if an error occurs. Possible return values follow: PHONEERR\_INVALIDAPPHANDLE, PHONEERR\_OPERATIONFAILED, PHONEERR\_INVALIDPOINTER, PHONEERR\_NOMEM.

## phoneGetRing

The phoneGetRing function enables an application to query the specified open phone device as to its current ring mode.

**Function Details**

```
LONG phoneGetRing(
    HPHONE hPhone,
    LPDWORD lpdwRingMode,
    LPDWORD lpdwVolume
);
```

**Parameters****hPhone**

A handle to the open phone device.

**lpdwRingMode**

The ringing pattern with which the phone is ringing. Zero indicates that the phone is not ringing.

The system supports four ring modes.

The following table lists the valid ring modes.

**Table 16: Ring Modes**

| Ring Modes | Definition   |
|------------|--------------|
| 0          | Off          |
| 1          | Inside Ring  |
| 2          | Outside Ring |
| 3          | Feature Ring |

**lpdwVolume**

The volume level with which the phone is ringing. This parameter has no meaning; the value 0x8000 always gets returned.

## phoneGetStatus

The phoneGetStatus function enables an application to query the specified open phone device for its overall status.

**Function Details**

```
LONG WINAPI phoneGetStatusMessages (  
HPHONE hPhone,  
LPPHONESTATUS lpPhoneStatus  
) ;
```

**Parameters****hPhone**

A handle to the open phone device to be queried.

**lpPhoneStatus**

A pointer to a variably sized data structure of type PHONESTATUS, which is loaded with the returned information about the phone status.

**Return Values**

Returns zero if the request succeeds or a negative number if an error occurs. Return values include the following:

PHONEERR\_INVALPHONEHANDLE, PHONEERR\_NOMEM PHONEERR\_INVALPOINTER,  
 PHONEERR\_RESOURCEUNAVAIL PHONEERR\_OPERATIONFAILED,  
 PHONEERR\_STRUCTURETOOSMALL PHONEERR\_OPERATIONUNAVAIL,  
 PHONEERR\_UNINITIALIZED

## phoneGetStatusMessages

The phoneGetStatusMessages function returns information about which phone-state changes on the specified phone device generate a callback to the application.

An application can use phoneGetStatusMessages to query the generation of the corresponding messages. The phoneSetStatusMessages can control Message generation. All phone status messages remain disabled by default.

### Function Details

```
LONG WINAPI phoneGetStatusMessages (
    HPHONE hPhone,
    LPDWORD lpdwPhoneStates,
    LPDWORD lpdwButtonModes,
    LPDWORD lpdwButtonStates
);
```

### Parameters

#### hPhone

A handle to the open phone device that is to be monitored.

### **lpdwPhoneStates**

A pointer to a DWORD holding zero, one or more of the PHONESTATE\_ Constants. These flags specify the set of phone status changes and events for which the application can receive notification messages. You can enable or disable monitoring individually for the following states:

- PHONESTATE\_OTHER
- PHONESTATE\_CONNECTED
- PHONESTATE\_DISCONNECTED
- PHONESTATE\_OWNER
- PHONESTATE\_MONITORS
- PHONESTATE\_DISPLAY
- PHONESTATE\_LAMP
- PHONESTATE\_RINGMODE
- PHONESTATE\_RINGVOLUME
- PHONESTATE\_HANDSETHOOKSWITCH
- PHONESTATE\_HANDSETVOLUME
- PHONESTATE\_HANDSETGAIN
- PHONESTATE\_SPEAKERHOOKSWITCH
- PHONESTATE\_SPEAKERVOLUME
- PHONESTATE\_SPEAKERGAIN
- PHONESTATE\_HEADSETHOOKSWITCH
- PHONESTATE\_HEADSETVOLUME
- PHONESTATE\_HEADSETGAIN
- PHONESTATE\_SUSPEND
- PHONESTATE\_RESUMEF
- PHONESTATE\_DEVSPECIFIC
- PHONESTATE\_REINIT
- PHONESTATE\_CAPSCHANGE
- PHONESTATE\_REMOVED

### **lpdwButtonModes**

A pointer to a DWORD that contains flags that specify the set of phone-button modes for which the application can receive notification messages. This parameter uses zero, one, or more of the PHONEBUTTONMODE\_ Constants.

**lpdwButtonStates**

A pointer to a DWORD that contains flags that specify the set of phone button state changes for which the application can receive notification messages. This parameter uses zero, one, or more of the PHONEBUTTONSTATE\_ Constants.

**Return Values**

Returns zero if the request succeeds or a negative number if an error occurs. Possible return values follow:

PHONEERR\_INVALIDPHONEHANDLE

PHONEERR\_NOMEM

PHONEERR\_INVALIDPOINTER

PHONEERR\_RESOURCEUNAVAIL

PHONEERR\_OPERATIONFAILED

PHONEERR\_UNINITIALIZED.

## phoneInitialize

Although the phoneInitialize function is obsolete, tapi.dll and tapi32.dll continue to export it for backward compatibility with applications that are using TAPI versions 1.3 and 1.4.

**Function Details**

```
LONG WINAPI phoneInitialize(
    LPHPHONEAPP lphPhoneApp,
    HINSTANCE hInstance,
    PHONECALLBACK lpfnCallback,
    LPCSTR lpszAppName,
    LPDWORD lpdwNumDevs
);
```

**Parameters****lphPhoneApp**

A pointer to a location that is filled with the application usage handle for TAPI.

**hInstance**

The instance handle of the client application or DLL.

**lpfnCallback**

The address of a callback function that is invoked to determine status and events on the phone device.

**lpszAppName**

A pointer to a null-terminated string that contains displayable characters. If this parameter is non-NULL, it contains an application-supplied name of the application. This name, which is provided in the PHONESTATUS structure, indicates, in a user-friendly way, which application is the current owner of the phone device. You can use this information for logging and status reporting purposes. If lpszAppName is NULL, the application filename gets used instead.

**lpdwNumDevs**

A pointer to DWORD. This location gets loaded with the number of phone devices that are available to the application.

**Return Values**

Returns zero if the request succeeds or a negative number if an error occurs. Possible return values follow:

PHONEERR\_INVALIDAPPNAME  
 PHONEERR\_INFILECORRUPT  
 PHONEERR\_INVALIDPOINTER  
 PHONEERR\_NOMEM  
 PHONEERR\_OPERATIONFAILED  
 PHONEERR\_REINIT  
 PHONEERR\_RESOURCEUNAVAIL  
 PHONEERR\_NODEVICE  
 PHONEERR\_NODRIVER  
 PHONEERR\_INVALIDPARAM

## phoneInitializeEx

The phoneInitializeEx function initializes the application use of TAPI for subsequent use of the phone abstraction. It registers the application specified notification mechanism and returns the number of phone devices that are available to the application. A phone device represents any device that provides an implementation for the phone-prefixed functions in the telephony API.

**Function Details**

```
LONG WINAPI phoneInitializeEx(
    LPHPHONEAPP lphPhoneApp,
    HINSTANCE hInstance,
    PHONECALLBACK lpfnCallback,
    LPCSTR lpszFriendlyAppName,
    LPDWORD lpdwNumDevs,
    LPDWORD lpdwAPIVersion,
    LPPHONEINITIALIZEEXPARAMS lpPhoneInitializeExParams
);
```

## Parameters

### lphPhoneApp

A pointer to a location that is filled with the application usage handle for TAPI.

### hInstance

The instance handle of the client application or DLL. The application or DLL can pass NULL for this parameter, in which case TAPI uses the module handle of the root executable of the process.

### lpfnCallback

The address of a callback function that is invoked to determine status and events on the line device, addresses, or calls, when the application is using the "hidden window" method of event notification (for more information, see phoneCallbackFunc). When the application chooses to use the event handle or completion port event notification mechanisms, this parameter gets ignored and should be set to NULL.

### lpszFriendlyAppName

A pointer to a null-terminated string that contains only displayable characters. If this parameter is not NULL, it contains an application-supplied name for the application. This name, which is provided in the PHONESTATUS structure, indicates, in a user-friendly way, which application has ownership of the phone device. If lpszFriendlyAppName is NULL, the application module filename gets used instead (as returned by the Windows function GetModuleFileName).

### lpdwNumDevs

A pointer to a DWORD. Upon successful completion of this request, the number of phone devices that are available to the application fills this location.

### lpdwAPIVersion

A pointer to a DWORD. The application must initialize this DWORD, before calling this function, to the highest API version that it is designed to support (for example, the same value that it would pass into dwAPIHighVersion parameter of phoneNegotiateAPIVersion). Do not use artificially high values; ensure the values are accurately set. TAPI translates any newer messages or structures into values or formats that the application version supports. Upon successful completion of this request, the highest API version that TAPI supports fills this location, which allows the application to detect and adapt to being installed on a system with an older version of TAPI.

### lpPhoneInitializeExParams

A pointer to a structure of type PHONEINITIALIZEEXPARAMS that contains additional parameters that are used to establish the association between the application and TAPI (specifically, the application-selected event notification mechanism and associated parameters).

## Return Values

Returns zero if the request succeeds or a negative number if an error occurs. Possible return values follow:

PHONEERR\_INVALIDAPPNAME

PHONEERR\_OPERATIONFAILED

PHONEERR\_INFILECORRUPT

PHONEERR\_INVALIDPTR  
PHONEERR\_REINIT  
PHONEERR\_NOMEM  
PHONEERR\_INVALIDPARAM

## phoneNegotiateAPIVersion

Use the phoneNegotiateAPIVersion function to negotiate the API version number to be used with the specified phone device. It returns the extension identifier that the phone device supports, or zeros if no extensions are provided.

### Function Details

```
LONG WINAPI phoneNegotiateAPIVersion(
    HPHONEAPP hPhoneApp,
    DWORD dwDeviceID,
    DWORD dwAPILowVersion,
    DWORD dwAPIHighVersion,
    LPDWORD lpdwAPIVersion,
    LPPHONEEXTENSIONID lpExtensionID
);
```

### Parameters

#### hPhoneApp

The handle to the application registration with TAPI.

#### dwDeviceID

The phone device to be queried.

#### dwAPILowVersion

The least recent API version with which the application is compliant. The high-order word represents the major version number, and the low-order word represents the minor version number.

#### dwAPIHighVersion

The most recent API version with which the application is compliant. The high-order word represents the major version number, and the low-order word represents the minor version number.

#### lpdwAPIVersion

A pointer to a DWORD in which the API version number that was negotiated will be returned. If negotiation succeeds, this number ranges from dwAPILowVersion to dwAPIHighVersion.

#### lpExtensionID

A pointer to a structure of type PHONEEXTENSIONID. If the service provider for the specified dwDeviceID parameter supports provider-specific extensions, this structure gets filled with the extension identifier of these extensions when negotiation succeeds. This structure contains all zeros if the line provides no extensions. An application can ignore the returned parameter if it does not use extensions.

**Return Values**

Returns zero if the request succeeds or a negative number if an error occurs. Possible return values follow:

PHONEERR\_INVALIDAPPHANDLE

PHONEERR\_OPERATIONFAILED

PHONEERR\_BADDEVICEID

PHONEERR\_OPERATIONUNAVAIL

PHONEERR\_NODRIVER

PHONEERR\_NOMEM

PHONEERR\_INVALIDPOINTER

PHONEERR\_RESOURCEUNAVAIL,PHONEERR\_INCOMPATIBLEAPIVERSION

PHONEERR\_UNINITIALIZED

PHONEERR\_NODEVICE

## phoneOpen

The phoneOpen function opens the specified phone device. Open the device by using either owner privilege or monitor privilege. An application that opens the phone with owner privilege can control the lamps, display, ringer, and hookswitch or hookswitches that belong to the phone. An application that opens the phone device with monitor privilege receives notification only about events that occur at the phone, such as hookswitch changes or button presses. Because ownership of a phone device is exclusive, only one application at a time can have a phone device opened with owner privilege. The phone device can, however, be opened multiple times with monitor privilege.

**Note**

To open a phone device on a CTI port, first ensure a corresponding line device is open.

**Function Details**

```
LONG phoneOpen(
    HPHONEAPP hPhoneApp,
    DWORD dwDeviceID,
    LPHPHONE lphPhone,
    DWORD dwAPIVersion,
    DWORD dwExtVersion,
    DWORD dwCallbackInstance,
    DWORD dwPrivilege
);
```

**Parameters****hPhoneApp**

A handle by which the application is registered with TAPI.

**dwDeviceID**

The phone device to be opened.

**lphPhone**

A pointer to an HPHONE handle that identifies the open phone device. Use this handle to identify the device when invoking other phone control functions.

**dwAPIVersion**

The API version number under which the application and telephony API agreed to operate. Obtain this number from phoneNegotiateAPIVersion.

**dwExtVersion**

The extension version number under which the application and the service provider agree to operate. This number is zero if the application does not use any extensions. Obtain this number from phoneNegotiateExtVersion.

**dwCallbackInstance**

User instance data that is passed back to the application with each message. The telephony API does not interpret this parameter.

**dwPrivilege**

The privilege requested. The dwPrivilege parameter can have only one bit set. This parameter uses the following PHONEPRIVILEGE\_ constants:

- PHONEPRIVILEGE\_MONITOR -An application that opens a phone device with this privilege gets informed about events and state changes that occur on the phone. The application cannot invoke any operations on the phone device that would change its state.
- PHONEPRIVILEGE\_OWNER -An application that opens a phone device in this mode can change the state of the lamps, ringer, display, and hookswitch devices of the phone. Having owner privilege to a phone device automatically includes monitor privilege as well.

## phoneSetDisplay

The phoneSetDisplay function causes the specified string to display on the specified open phone device.

**Note**

Prior to Release 4.0, Cisco Unified Communications Manager messages that were passed to the phone would automatically overwrite any messages sent to the phone by using phoneSetDisplay(). In Cisco Unified Communications Manager 4.0, the message sent to the phone in the phoneSetDisplay() API remains on the phone until the phone is rebooted. If the application wants to clear the text from the display and see the Cisco Unified Communications Manager messages again, a NULL string, not spaces, should be passed in the phoneSetDisplay() API. In other words, the lpsDisplay parameter should be NULL and the dwSize should be set to 0.

**Function Details**

```

LONG phoneSetDisplay(
    HPHONE hPhone,
    DWORD dwRow,
    DWORD dwColumn,
    LPCSTR lpsDisplay,
    DWORD dwSize
);

```

**Parameters****hPhone**

A handle to the open phone device. The application must be the owner of the phone.

**dwRow**

The row position on the display where the new text displays.

**dwColumn**

The column position on the display where the new text displays.

**lpsDisplay**

A pointer to the memory location where the display content is stored. The display information must follow the format that is specified in the dwStringFormat member of the device capabilities for this phone.

**dwSize**

The size in bytes of the information to which lpsDisplay points.

## phoneSetStatusMessages

The phoneSetStatusMessages function enables an application to monitor the specified phone device for selected status events.

See [TAPI Phone Messages](#), on page 304 for supported messages.

**Function Details**

```

LONG phoneSetStatusMessages(
    HPHONE hPhone,
    DWORD dwPhoneStates,
    DWORD dwButtonModes,
    DWORD dwButtonStates
);

```

**Parameters****hPhone**

A handle to the open phone device to be monitored.

### dwPhoneStates

These flags specify the set of phone status changes and events for which the application can receive notification messages. This parameter can have zero, one, or more bits set. This parameter uses the following PHONESTATE\_ constants:

- PHONESTATE\_OTHER -Phone status items other than those in the following list changed. The application should check the current phone status to determine which items changed.
- PHONESTATE\_OWNER -The number of owners for the phone device changed.
- PHONESTATE\_MONITORS -The number of monitors for the phone device changed.
- PHONESTATE\_DISPLAY -The display of the phone changed.
- PHONESTATE\_LAMP -A lamp of the phone changed.
- PHONESTATE\_RINGMODE -The ring mode of the phone changed.
- PHONESTATE\_SPEAKERHOOKSWITCH -The hookswitch state changed for this speakerphone.
- PHONESTATE\_REINIT -Items changed in the configuration of phone devices. To become aware of these changes (as with the appearance of new phone devices), the application should reinitialize its use of TAPI. New phoneInitialize, phoneInitializeEx, and phoneOpen requests get denied until applications have shut down their usage of TAPI. The hDevice parameter of the PHONE\_STATE message stays NULL for this state change because it applies to any line in the system. Because of the critical nature of PHONESTATE\_REINIT, you cannot mask such messages, so the setting of this bit gets ignored, and the messages always get delivered to the application.
- PHONESTATE\_REMOVED -Indicates that the service provider is removing the device from the system (most likely through user action, through a control panel or similar utility). A PHONE\_CLOSE message on the device immediately follows a PHONE\_STATE message with this value. Subsequent attempts to access the device prior to TAPI being reinitialized result in PHONEERR\_NODEVICE being returned to the application. If a service provider sends a PHONE\_STATE message that contains this value to TAPI, TAPI passes it along to applications that negotiated TAPI version 1.4 or later; applications that negotiated a previous TAPI version do not receive any notification.

### dwButtonModes

The set of phone-button modes for which the application can receive notification messages. This parameter can have zero, one, or more bits set. This parameter uses the following PHONEBUTTONMODE\_ constants:

- PHONEBUTTONMODE\_CALL -The button is assigned to a call appearance.
- PHONEBUTTONMODE\_FEATURE -The button is assigned to requesting features from the switch, such as hold, conference, and transfer.
- PHONEBUTTONMODE\_KEYPAD -The button is one of the 12 keypad buttons, '0' through '9', '\*', and '#'.
- PHONEBUTTONMODE\_DISPLAY -The button is a "soft" button that is associated with the phone display. A phone set can have zero or more display buttons.

**dwButtonStates**

The set of phone-button state changes for which the application can receive notification messages. If the dwButtonModes parameter is zero, the system ignores dwButtonStates. If dwButtonModes has one or more bits set, this parameter also must have at least one bit set. This parameter uses the following PHONEBUTTONSTATE\_ constants:

- PHONEBUTTONSTATE\_UP -The button is in the “up” state.
- PHONEBUTTONSTATE\_DOWN -The button is in the “down” state (pressed down).
- PHONEBUTTONSTATE\_UNKNOWN -The up or down state of the button is unknown at this time but may become known later.
- PHONEBUTTONSTATE\_UNAVAIL -The service provider does not know the up or down state of the button, and the state will not become known.

## phoneShutdown

The phoneShutdown function shuts down the application usage of the TAPI phone abstraction.

**Note**

If this function is called when the application has open phone devices, these devices are closed.

**Function Details**

```
LONG WINAPI phoneShutdown(
    HPHONEAPP hPhoneApp
);
```

**Parameter****hPhoneApp**

The application usage handle for TAPI.

**Return Values**

Returns zero if the request succeeds or a negative number if an error occurs. Possible return values follow:

PHONEERR\_INVALIDAPPHANDLE, PHONEERR\_NOMEM, PHONEERR\_UNINITIALIZED, PHONEERR\_RESOURCEUNAVAIL.

## TAPI Phone Messages

Messages notify the application of asynchronous events. All messages get sent to the application through the message notification mechanism that the application specified in lineInitializeEx. The message always contains a handle to the relevant object (phone, line, or call), of which the application can determine the type from the message type. The following table describes TAPI Phone messages.

**Table 17: TAPI Phone Messages**

| TAPI Phone Messages                        |
|--------------------------------------------|
| <a href="#">PHONE_BUTTON</a> , on page 305 |
| <a href="#">PHONE_CLOSE</a> , on page 308  |
| <a href="#">PHONE_CREATE</a> , on page 309 |
| <a href="#">PHONE_REMOVE</a> , on page 309 |
| <a href="#">PHONE_REPLY</a> , on page 310  |
| <a href="#">PHONE_STATE</a> , on page 311  |

## PHONE\_BUTTON

The PHONE\_BUTTON message notifies the application that button press monitoring is enabled if it has detected a button press on the local phone.

### Function Details

```
PHONE_BUTTON
hPhone = (HPHONE) hPhoneDevice;
dwCallbackInstance = (DWORD) hCallback;
dwParam1 = (DWORD) idButtonOrLamp;
dwParam2 = (DWORD) ButtonMode;
dwParam3 = (DWORD) ButtonState;
```

### Parameters

#### hPhone

A handle to the phone device.

#### dwCallbackInstance

The callback instance that is provided when the phone device for this application is opened.

#### dwParam1

The button/lamp identifier of the button that was pressed. Button identifiers zero through 11 always represent the KEYPAD buttons, with '0' being button identifier zero, '1' being button identifier 1 (and so on through button identifier 9), and with '\*' being button identifier 10, and '#' being button identifier 11. Find additional information about a button identifier with [phoneGetDevCaps](#), on page 289.

**dwParam2**

The button mode of the button. The button mode for each button ID gets listed as shown in the table below.

The TAPI service provider cannot detect button down or button up state changes. To conform to the TAPI specification, two messages are sent to simulate a down state followed by an up state in dwparam3.

This parameter uses the following PHONEBUTTONMODE\_constants:

- PHONEBUTTONMODE\_CALL -The button is assigned to a call appearance.
- PHONEBUTTONMODE\_FEATURE -The button is assigned to requesting features from the switch, such as hold, conference, and transfer.
- PHONEBUTTONMODE\_KEYPAD -The button is one of the 12 keypad buttons, '0' through '9', '\*', and '#'.
- PHONEBUTTONMODE\_DISPLAY -The button is a soft button that is associated with the phone display. A phone set can have zero or more display buttons.

**dwParam3**

Specifies whether this is a button-down event or a button-up event. This parameter uses the following PHONEBUTTONSTATE\_constants:

- PHONEBUTTONSTATE\_UP -The button is in the up state.
- PHONEBUTTONSTATE\_DOWN -The button is in the down state (pressed down).
- PHONEBUTTONSTATE\_UNKNOWN -The up or down state of the button is not known at this time and may be known later.
- PHONEBUTTONSTATE\_UNAVAIL -The service provider does not know the up or down state of the button, and the state cannot become known at a future time.

Button ID values of zero through 11 map to the keypad buttons as defined by TAPI. Values above 11 map to line and feature buttons. The low-order part of the DWORD specifies the feature. The high-order part of the DWORD specifies the instance number of that feature. The following table lists all possible values for the low-order part of the DWORD that corresponds to the feature.

Use the following expression to make the button ID:

ButtonID = (instance << 16) | featureID

The following table lists the valid phone button values.

**Table 18: Phone Button Values**

| Value | Feature         | Has Instance | Button Mode |
|-------|-----------------|--------------|-------------|
| 0     | Keypad button 0 | No           | Keypad      |
| 1     | Keypad button 1 | No           | Keypad      |
| 2     | Keypad button 2 | No           | Keypad      |

| Value | Feature                            | Has Instance | Button Mode |
|-------|------------------------------------|--------------|-------------|
| 3     | Keypad button 3                    | No           | Keypad      |
| 4     | Keypad button 4                    | No           | Keypad      |
| 5     | Keypad button 5                    | No           | Keypad      |
| 6     | Keypad button 6                    | No           | Keypad      |
| 7     | Keypad button 7                    | No           | Keypad      |
| 8     | Keypad button 8                    | No           | Keypad      |
| 9     | Keypad button 9                    | No           | Keypad      |
| 10    | Keypad button '*'                  | No           | Keypad      |
| 11    | Keypad button '#'                  | No           | Keypad      |
| 12    | Last Number Redial                 | No           | Feature     |
| 13    | Speed Dial                         | Yes          | Feature     |
| 14    | Hold                               | No           | Feature     |
| 15    | Transfer                           | No           | Feature     |
| 16    | Forward All (for line one)         | No           | Feature     |
| 17    | Forward Busy (for line one)        | No           | Feature     |
| 18    | Forward No Answer (for line one)   | No           | Feature     |
| 19    | Display                            | No           | Feature     |
| 20    | Line                               | Yes          | Call        |
| 21    | Chat (for line one)                | No           | Feature     |
| 22    | Whiteboard (for line one)          | No           | Feature     |
| 23    | Application Sharing (for line one) | No           | Feature     |
| 24    | T120 File Transfer (for line one)  | No           | Feature     |
| 25    | Video (for line one)               | No           | Feature     |

| Value | Feature                   | Has Instance | Button Mode |
|-------|---------------------------|--------------|-------------|
| 26    | Voice Mail (for line one) | No           | Feature     |
| 27    | Answer Release            | No           | Feature     |
| 28    | Auto-answer               | No           | Feature     |
| 44    | Generic Custom Button 1   | Yes          | Feature     |
| 45    | Generic Custom Button 2   | Yes          | Feature     |
| 46    | Generic Custom Button 3   | Yes          | Feature     |
| 47    | Generic Custom Button 4   | Yes          | Feature     |
| 48    | Generic Custom Button 5   | Yes          | Feature     |

## PHONE\_CLOSE

The PHONE\_CLOSE message gets sent when an open phone device is forcibly closed as part of resource reclamation. The device handle is no longer valid after this message is sent.

### Function Details

```
PHONE_CLOSE
hPhone = (HPHONE) hPhoneDevice;
dwCallbackInstance = (DWORD) hCallback;
dwParam1 = (DWORD) 0;
dwParam2 = (DWORD) 0;
dwParam3 = (DWORD) 0;
```

### Parameters

#### hPhone

A handle to the open phone device that was closed. The handle is no longer valid after this message is sent.

#### dwCallbackInstance

The callback instance of the application that is provided on an open phone device.

#### dwParam1

Not used.

#### dwParam2

Not used.

**dwParam3**

Not used.

## PHONE\_CREATE

The PHONE\_CREATE message gets sent to inform applications of the creation of a new phone device.

**Note**

CTI Manager cluster support, extension mobility, change notification, and user addition to the directory can generate PHONE\_CREATE events.

### Function Details

```
PHONE_CREATE  
hPhone = (HPHONE) hPhoneDevice;  
dwCallbackInstance = (DWORD) 0;  
dwParam1 = (DWORD) idDevice;  
dwParam2 = (DWORD) 0;  
dwParam3 = (DWORD) 0;
```

### Parameters

**hPhone**

Not used.

**dwCallbackInstance**

Not used.

**dwParam1**

The dwDeviceID of the newly created device.

**dwParam2**

Not used.

**dwParam3**

Not used.

## PHONE\_REMOVE

The PHONE\_REMOVE message gets sent to inform an application of the removal (deletion from the system) of a phone device. Generally, this method is not used for temporary removals, such as extraction of PCMCIA devices, but only for permanent removals in which the service provider would no longer report the device, if TAPI were reinitialized.

**Note**

CTI Manager cluster support, extension mobility, change notification, and user deletion from the directory can generate PHONE\_REMOVE events.

**Function Details**

```
PHONE_REMOVE
dwDevice = (DWORD) 0;
dwCallbackInstance = (DWORD) 0;
dwParam1 = (DWORD) dwDeviceID;
dwParam2 = (DWORD) 0;
dwParam3 = (DWORD) 0;
```

**Parameters****dwDevice**

Reserved. Set to zero.

**dwCallbackInstance**

Reserved. Set to zero.

**dwParam1**

Identifier of the phone device that was removed.

**dwParam2**

Reserved. Set to zero.

**dwParam3**

Reserved. Set to zero.

## PHONE\_REPLY

The TAPI PHONE\_REPLY message gets sent to an application to report the results of function call that completed asynchronously.

**Function Details**

```
PHONE_REPLY
hPhone = (HPHONE) 0;
dwCallbackInstance = (DWORD) hCallback;
dwParam1 = (DWORD) idRequest;
dwParam2 = (DWORD) Status;
dwParam3 = (DWORD) 0;
```

**Parameters****hPhone**

Not used.

**dwCallbackInstance**

Returns the application callback instance.

**dwParam1**

The request identifier for which this is the reply.

**dwParam2**

The success or error indication. The application should cast this parameter into a LONG. Zero indicates success; a negative number indicates an error.

**dwParam3**

Not used.

## PHONE\_STATE

TAPI sends the PHONE\_STATE message to an application whenever the status of a phone device changes.

**Function Details**

```
PHONE_STATE  
hPhone = (HPHONE) hPhoneDevice;  
dwCallbackInstance = (DWORD) hCallback;  
dwParam1 = (DWORD) PhoneState;  
dwParam2 = (DWORD) PhoneStateDetails;  
dwParam3 = (DWORD) 0;
```

**Parameters****hPhone**

A handle to the phone device.

**dwCallbackInstance**

The callback instance that is provided when the phone device is opened for this application.

**dwParam1**

The phone state that changed. This parameter uses the following `PHONESTATE_` constants:

- `PHONESTATE_OTHER` -Phone-status items other than the following ones changed. The application should check the current phone status to determine which items changed.
- `PHONESTATE_CONNECTED` -The connection between the phone device and TAPI was just made. This happens when TAPI is first invoked or when the wire that connects the phone to the computer is plugged in while TAPI is active.
- `PHONESTATE_DISCONNECTED` -The connection between the phone device and TAPI just broke. This happens when the wire that connects the phone set to the computer is unplugged while TAPI is active.
- `PHONESTATE_OWNER` -The number of owners for the phone device changed.
- `PHONESTATE_MONITORS` -The number of monitors for the phone device changed.
- `PHONESTATE_DISPLAY` -The display of the phone changed.
- `PHONESTATE_LAMP` -A lamp of the phone changed.
- `PHONESTATE_RINGMODE` -The ring mode of the phone changed.
- `PHONESTATE_HANDSETHOOKSWITCH` -The hookswitch state changed for this speakerphone.
- `PHONESTATE_REINIT` -Items changed in the configuration of phone devices. To become aware of these changes (as with the appearance of new phone devices), the application should reinitialize its use of TAPI. The `hDevice` parameter of the `PHONE_STATE` message stays `NULL` for this state change as it applies to any of the phones in the system.
- `PHONESTATE_REMOVED` -Indicates that the device is being removed from the system by the service provider (most likely through user action, through a control panel or similar utility). Normally, a `PHONE_CLOSE` message on the device immediately follows a `PHONE_STATE` message with this value. Subsequent attempts to access the device prior to TAPI being reinitialized result in `PHONEERR_NODEVICE` being returned to the application. If a service provider sends a `PHONE_STATE` message that contains this value to TAPI, TAPI passes it along to applications that negotiated TAPI version 1.4 or later; applications that negotiated a previous API version do not receive any notification.
- `PHONESTATE_SUSPEND` -Indicates the phone unregisters as it enters Energywise DeepSleep/PowersavePlus mode.

**dwParam2**

Phone state-dependent information that details the status change. This parameter is not used if multiple flags are set in dwParam1 because multiple status items get changed. The application should invoke phoneGetStatus to obtain a complete set of information.

Parameter dwparam2 can comprise one of PHONESTATE\_LAMP, PHONESTATE\_DISPLAY, PHONESTATE\_HANDSETHOOKSWITCH, or PHONESTATE\_RINGMODE. Because the Cisco Unified TSP cannot differentiate among hook switches for handsets, headsets, or speaker, the PHONESTATE\_HANDSETHOOKSWITCH value always gets used for hook switches.

If dwparam2 is PHONESTATE\_LAMP, dwparam2 is the button ID that the PHONE\_BUTTON message defines.

If dwParam1 is PHONESTATE\_OWNER, dwParam2 contains the new number of owners.

If dwParam1 is PHONESTATE\_MONITORS, dwParam2 contains the new number of monitors.

If dwParam1 is PHONESTATE\_LAMP, dwParam2 contains the button/lamp identifier of the lamp that changed.

If dwParam1 is PHONESTATE\_RINGMODE, dwParam2 contains the new ring mode.

If dwParam1 is PHONESTATE\_HANDSET, SPEAKER, or HEADSET, dwParam2 contains the new hookswitch mode of that hookswitch device. This parameter uses the following PHONEHOOKSWITCHMODE\_constants:

- PHONEHOOKSWITCHMODE\_ONHOOK -The microphone and speaker both remain on hook for this device.
- PHONEHOOKSWITCHMODE\_MICSPEAKER -The microphone and speaker both remain active for this device. The Cisco Unified TSP cannot distinguish among handsets, headsets, or speakers, so this value gets sent when the device is off hook.

If dw Param1 is PHONESTATE\_SUSPEND, dwParam2 contains the reason EnergyWisePowerSavePlus when the phone unregisters as it enters EnergywiseDeepSleep.

**dwParam3**

The TAPI specification specifies that dwparam3 is zero; however, the Cisco Unified TSP will send the new lamp state to the application in dwparam3 to avoid the call to phoneGetLamp to obtain the state when dwparam2 is PHONESTATE\_LAMP.

## TAPI Phone Structures

This section describes the TAPI phone structures that Cisco Unified TSP supports:

**Table 19: TAPI Phone Structures**

| TAPI Phone Structure                                 |
|------------------------------------------------------|
| <a href="#">PHONECAPS Structure, on page 314</a>     |
| <a href="#">PHONEINITIALIZEEXPARAMS, on page 316</a> |

|                                            |
|--------------------------------------------|
| <b>TAPI Phone Structure</b>                |
| <a href="#">PHONEMESSAGE</a> , on page 317 |
| <a href="#">PHONESTATUS</a> , on page 318  |
| <a href="#">VARSTRING</a> , on page 320    |

## PHONECAPS Structure

This section lists the Cisco-set attributes for each member of the PHONECAPS structure. If the value of a structure member is device, line, or call specific, the list gives the value for each condition.

### Members

#### **dwProviderInfoSize**

#### **dwProviderInfoOffset**

"Cisco Unified TSPxxx.TSP: Cisco IP PBX Service Provider Ver. X.X(x.x)" where the text before the colon specifies the file name of the TSP, and the text after "Ver. " specifies the version of the TSP.

#### **dwPhoneInfoSize**

#### **dwPhoneInfoOffset**

"DeviceType:[type]" where type specifies the device type that is specified in the Cisco Unified Communications Manager database.

#### **dwPermanentPhoneID**

#### **dwPhoneNameSize**

#### **dwPhoneNameOffset**

"Cisco Phone: [deviceName]" where deviceName specifies the name of the device in the Cisco Unified Communications Manager database.

#### **dwStringFormat**

STRINGFORMAT\_ASCII

**dwPhoneStates**

PHONESTATE\_OWNER |  
PHONESTATE\_MONITORS |  
PHONESTATE\_DISPLAY | (Not set for CTI Route Points)  
PHONESTATE\_LAMP | (Not set for CTI Route Points)  
PHONESTATE\_RESUME |  
PHONESTATE\_REINIT |  
PHONESTATE\_SUSPEND

**dwHookSwitchDevs**

PHONEHOOKSWITCHDEV\_HANDSET (Not set for CTI Route Points)

**dwHandsetHookSwitchModes**

PHONEHOOKSWITCHMODE\_ONHOOK | (Not set for CTI Route Points)  
PHONEHOOKSWITCHMODE\_MICSPEAKER | (Not set for CTI Route Points)  
PHONEHOOKSWITCHMODE\_UNKNOWN (Not set for CTI Route Points)

**dwDisplayNumRows (Not set for CTI Route Points)**

1

**dwDisplayNumColumns**

20 (Not set for CTI Route Points)

**dwNumRingModes**

3 (Not set for CTI Route Points)

**dwPhoneFeatures (Not set for CTI Route Points)**

PHONEFEATURE\_GETDISPLAY |  
PHONEFEATURE\_GETLAMP |  
PHONEFEATURE\_GETRING |  
PHONEFEATURE\_SETDISPLAY |  
PHONEFEATURE\_SETLAMP

**dwMonitoredHandsetHookSwitchModes**

PHONEHOOKSWITCHMODE\_ONHOOK | (Not set for CTI Route Points)  
PHONEHOOKSWITCHMODE\_MICSPEAKER (Not set for CTI Route Points)

## PHONEINITIALIZEEXPARAMS

The PHONEINITIALIZEEXPARAMS structure contains parameters that are used to establish the association between an application and TAPI; for example, the application selected event notification mechanism. The phoneInitializeEx function uses this structure.

### Structure Details

```
typedef struct phoneinitializeexparams_tag {
    DWORD dwTotalSize;
    DWORD dwNeededSize;
    DWORD dwUsedSize;
    DWORD dwOptions;
    union
    {
        HANDLE hEvent;
        HANDLE hCompletionPort;
    } Handles;
    DWORD dwCompletionKey;
} PHONEINITIALIZEEXPARAMS, FAR *LPPHONEINITIALIZEEXPARAMS;
```

### Members

#### dwTotalSize

The total size, in bytes, that is allocated to this data structure.

#### dwNeededSize

The size, in bytes, for this data structure that is needed to hold all the returned information.

#### dwUsedSize

The size, in bytes, of the portion of this data structure that contains useful information.

#### dwOptions

One of the PHONEINITIALIZEEXOPTION\_Constants. Specifies the event notification mechanism that the application wants to use.

#### hEvent

If dwOptions specifies PHONEINITIALIZEEXOPTION\_USEEVENT, TAPI returns the event handle in this member.

#### hCompletionPort

If dwOptions specifies PHONEINITIALIZEEXOPTION\_USECOMPLETIONPORT, the application must specify, in this member, the handle of an existing completion port that is opened by using CreateIoCompletionPort.

**dwCompletionKey**

If dwOptions specifies PHONEINITIALIZEEXOPTION\_USECOMPLETIONPORT, the application must specify in this field a value that is returned through the lpCompletionKey parameter of GetQueuedCompletionStatus to identify the completion message as a telephony message.

## PHONEMESSAGE

The PHONEMESSAGE structure contains the next message that is queued for delivery to the application. The phoneGetMessage function returns the following structure.

**Structure Details**

```
typedef struct phonemessage_tag {  
    DWORD    hDevice;  
    DWORD    dwMessageID;  
    DWORD_PTR dwCallbackInstance;  
    DWORD_PTR dwParam1;  
    DWORD_PTR dwParam2;  
    DWORD_PTR dwParam3;  
} PHONEMESSAGE, FAR *LPPHONEMESSAGE;
```

**Members****hDevice**

A handle to a phone device.

**dwMessageID**

A phone message.

**dwCallbackInstance**

Instance data that is passed back to the application, which the application specified in phoneInitializeEx. TAPI does not interpret DWORD.

**dwParam1**

A parameter for the message.

**dwParam2**

A parameter for the message.

**dwParam3**

A parameter for the message.

**Further Details**

For details on the parameter values that are passed in this structure, see [“TAPI Phone Messages, on page 304.”](#)

## PHONESTATUS

The PHONESTATUS structure describes the current status of a phone device. The phoneGetStatus and TSPI\_phoneGetStatus functions return this structure.

Device-specific extensions should use the DevSpecific (dwDevSpecificSize and dwDevSpecificOffset) variably sized area of this data structure.


**Note**

The dwPhoneFeatures member is available only to applications that open the phone device with an API version of 2.0 or later.

### Structure Details

```
typedef struct phonestatus_tag {
    DWORD    dwTotalSize;
    DWORD    dwNeededSize;
    DWORD    dwUsedSize;
    DWORD    dwStatusFlags;
    DWORD    dwNumOwners;
    DWORD    dwNumMonitors;
    DWORD    dwRingMode;
    DWORD    dwRingVolume;
    DWORD    dwHandsetHookSwitchMode;
    DWORD    dwHandsetVolume;
    DWORD    dwHandsetGain;
    DWORD    dwSpeakerHookSwitchMode;
    DWORD    dwSpeakerVolume;
    DWORD    dwSpeakerGain;
    DWORD    dwHeadsetHookSwitchMode;
    DWORD    dwHeadsetVolume;
    DWORD    dwHeadsetGain;
    DWORD    dwDisplaySize;
    DWORD    dwDisplayOffset;
    DWORD    dwLampModesSize;
    DWORD    dwLampModesOffset;
    DWORD    dwOwnerNameSize;
    DWORD    dwOwnerNameOffset;
    DWORD    dwDevSpecificSize;
    DWORD    dwDevSpecificOffset;
    DWORD    dwPhoneFeatures;
} PHONESTATUS, FAR *LPPHONESTATUS;
```

### Members

#### dwTotalSize

The total size, in bytes, that is allocated to this data structure.

#### dwNeededSize

The size, in bytes, for this data structure that is needed to hold all the returned information.

**dwUsedSize**

The size, in bytes, of the portion of this data structure that contains useful information.

**dwStatusFlags**

Provides a set of status flags for this phone device. This member uses one of the `PHONESTATUSFLAGS_` Constants.

**dwNumOwners**

The number of application modules with owner privilege for the phone.

**dwNumMonitors**

The number of application modules with monitor privilege for the phone.

**dwRingMode**

The current ring mode of a phone device.

**dwRingVolume**

0x8000

**dwHandsetHookSwitchMode**

The current hookswitch mode of the phone handset. `PHONEHOOKSWITCHMODE_UNKNOWN`

**dwHandsetVolume**

0

**dwHandsetGain**

0

**dwSpeakerHookSwitchMode**

The current hookswitch mode of the phone speakerphone. `PHONEHOOKSWITCHMODE_UNKNOWN`

**dwSpeakerVolume**

0

**dwSpeakerGain**

0

**dwHeadsetHookSwitchMode**

The current hookswitch mode of the phone's headset. `PHONEHOOKSWITCHMODE_UNKNOWN`

**dwHeadsetVolume**

0

**dwHeadsetGain**

0

**dwDisplaySize****dwDisplayOffset**

0

**dwLampModesSize****dwLampModesOffset**

0

**dwOwnerNameSize****dwOwnerNameOffset**

The size, in bytes, of the variably sized field that contains the name of the application that is the current owner of the phone device and the offset, in bytes, from the beginning of this data structure. The name is the application name that the application provides when it invokes with `phoneInitialize` or `phoneInitializeEx`. If no application name was supplied, the application's filename is used instead. If the phone currently has no owner, `dwOwnerNameSize` is zero.

**dwDevSpecificSize****dwDevSpecificOffset**

Application can send XSI data to phone by using `DeviceDataPassThrough` device-specific extension. Phone can pass back data to Application. The data is returned as part of this field. The format of the data is as follows:

```
struct PhoneDevSpecificData
{
    DWORD m_DeviceDataSize ; // size of device data
    DWORD m_DeviceDataOffset ; // offset from PHONESTATUS
    structure
        // this will follow the actual variable length device data.
}
```

**dwPhoneFeatures**

The application negotiates an extension version  $\geq 0x00020000$ . The following features are supported:

- `PHONEFEATURE_GETDISPLAY`
- `PHONEFEATURE_GETLAMP`
- `PHONEFEATURE_GETRING`
- `PHONEFEATURE_SETDISPLAY`
- `PHONEFEATURE_SETLAMP`

## VARSTRING

The `VARSTRING` structure returns variably sized strings. The line device class and the phone device class both use it.

**Note**

No extensibility exists with VARSTRING.

**Structure Details**

```
typedef struct varstring_tag {  
    DWORD    dwTotalSize;  
    DWORD    dwNeededSize;  
    DWORD    dwUsedSize;  
    DWORD    dwStringFormat;  
    DWORD    dwStringSize;  
    DWORD    dwStringOffset;  
} VARSTRING, FAR *LPVARSTRING;
```

**Members****dwTotalSize**

The total size, in bytes, that is allocated to this data structure.

**dwNeededSize**

The size, in bytes, for this data structure that is needed to hold all the returned information.

**dwUsedSize**

The size, in bytes, of the portion of this data structure that contains useful information.

**dwStringFormat**

The format of the string. This member uses one of the STRINGFORMAT\_Constants.

**dwStringSize****dwStringOffset**

The size, in bytes, of the variably sized device field that contains the string information and the offset, in bytes, from the beginning of this data structure.

If a string cannot be returned in a variable structure, the dwStringSize and dwStringOffset members get set in one of the following ways:

- dwStringSize and dwStringOffset members both get set to zero.
- dwStringOffset gets set to nonzero and dwStringSize gets set to zero.
- dwStringOffset gets set to nonzero, dwStringSize gets set to 1, and the byte at the given offset gets set to zero. ]

## Wave Functions

The AVAudio32.dll implements the wave interfaces to the Cisco wave drivers. The system supports all APIs for input and output waveform devices.

Cisco TSP 8.0 includes Cisco Media Driver, a new and innovative way for TAPI-based applications, to provide media interaction. Cisco TSP 8.0(1) includes support for Cisco Media Driver and Cisco Wave Driver. Only one driver is active at any given time. For more information, see [Cisco TSP Media Driver, on page 441](#).

**Table 20: Wave Functions**

| Wave functions                                      |
|-----------------------------------------------------|
| <a href="#">waveInAddBuffer, on page 322</a>        |
| <a href="#">waveInClose, on page 323</a>            |
| <a href="#">waveInGetID, on page 323</a>            |
| <a href="#">waveInGetPosition, on page 324</a>      |
| <a href="#">waveInOpen, on page 324</a>             |
| <a href="#">waveInPrepareHeader, on page 326</a>    |
| <a href="#">waveInReset, on page 326</a>            |
| <a href="#">waveInStart, on page 327</a>            |
| <a href="#">waveInUnprepareHeader, on page 327</a>  |
| <a href="#">waveOutClose, on page 328</a>           |
| <a href="#">waveOutGetDevCaps, on page 328</a>      |
| <a href="#">waveOutGetID, on page 329</a>           |
| <a href="#">waveOutGetPosition, on page 329</a>     |
| <a href="#">waveOutOpen, on page 330</a>            |
| <a href="#">waveOutPrepareHeader, on page 331</a>   |
| <a href="#">waveOutReset, on page 332</a>           |
| <a href="#">waveOutUnprepareHeader, on page 332</a> |
| <a href="#">waveOutWrite, on page 332</a>           |

## waveInAddBuffer

The `waveInAddBuffer` function sends an input buffer to the given waveform-audio input device. When the buffer is filled, the application receives notification.

### Function Details

```
MMRESULT waveInAddBuffer(  
    HWAVEIN hwi,  
    LPWAVEHDR pwh,  
    UINT cbwh  
);
```

### Parameters

**hwi**

Handle of the waveform-audio input device.

**pwh**

Address of a WAVEHDR structure that identifies the buffer.

**cbwh**

Size, in bytes, of the WAVEHDR structure.

## waveInClose

The waveInClose function closes the given waveform-audio input device.

### Function Details

```
MMRESULT waveInClose(  
    HWAVEIN hwi  
);
```

### Parameter

**hwi**

Handle of the waveform-audio input device. If the function succeeds, the handle no longer remains valid after this call.

## waveInGetID

The waveInGetID function gets the device identifier for the given waveform-audio input device.

This function gets supported for backward compatibility. New applications can cast a handle of the device rather than retrieving the device identifier.

### Function Details

```
MMRESULT waveInGetID(  
    HWAVEIN hwi,  
    LPUINT puDeviceID  
);
```

**Parameters****hwi**

Handle of the waveform-audio input device.

**puDeviceID**

Address of a variable to be filled with the device identifier.

## waveInGetPosition

The waveInGetPosition function retrieves the current input position of the given waveform-audio input device.

**Function Details**

```
MMRESULT waveInGetPosition (
    HWAVEIN hwi,
    LPMMTIME pmmt,
    UINT cbmmt
);
```

**Parameters****hwi**

Handle of the waveform-audio input device.

**pmmt**

Address of the MMTIME structure.

**cbmmt**

Size, in bytes, of the MMTIME structure.

## waveInOpen

The waveInOpen function opens the given waveform-audio input device for recording.

**Function Details**

```
MMRESULT waveInOpen (
    LPHWAVEIN phwi,
    UINT uDeviceID,
    LPWAVEFORMATEX pwfx,
    DWORD dwCallback,
    DWORD dwCallbackInstance,
    DWORD fdwOpen
);
```

## Parameters

### phwi

Address that is filled with a handle that identifies the open waveform-audio input device. Use this handle to identify the device when calling other waveform-audio input functions. This parameter can be NULL if WAVE\_FORMAT\_QUERY is specified for fdwOpen.HDR structure.

### uDeviceID

Identifier of the waveform-audio input device to open. It can be either a device identifier or a handle of an open waveform-audio input device. You can use the following flag instead of a device identifier:

WAVE\_MAPPER -The function selects a waveform-audio input device that is capable of recording in the specified format.

### pwfx

Address of a WAVEFORMATEX structure that identifies the desired format for recording waveform-audio data. You can free this structure immediately after waveInOpen returns.



---

**Note** The formats that the TAPI Wave Driver supports include a 16-bit PCM at 8000 Hz, 8-bit mulaw at 8000 Hz, and 8-bit alaw at 8000 Hz.

---

### dwCallback

Address of a fixed callback function, an event handle, a handle to a window, or the identifier of a thread to be called during waveform-audio recording to process messages that are related to the progress of recording. If no callback function is required, this value can specify zero. For more information on the callback function, see waveInProc in the TAPI API.

### dwCallbackInstance

User-instance data that is passed to the callback mechanism. This parameter is not used with the window callback mechanism.

**fdwOpen**

Flags for opening the device. The following values definitions apply:

- **CALLBACK\_EVENT** -The dwCallback parameter specifies an event handle.
- **CALLBACK\_FUNCTION** -The dwCallback parameter specifies a callback procedure address.
- **CALLBACK\_NULL** -No callback mechanism. This represents the default setting.
- **CALLBACK\_THREAD** -The dwCallback parameter specifies a thread identifier.
- **CALLBACK\_WINDOW** -The dwCallback parameter specifies a window handle.
- **WAVE\_FORMAT\_DIRECT** -If this flag is specified, the A driver does not perform conversions on the audio data.
- **WAVE\_FORMAT\_QUERY** -The function queries the device to determine whether it supports the given format, but it does not open the device.
- **WAVE\_MAPPED** -The uDeviceID parameter specifies a waveform-audio device to which the wave mapper maps.

## waveInPrepareHeader

The waveInPrepareHeader function prepares a buffer for waveform-audio input.

**Function Details**

```
MMRESULT waveInPrepareHeader (
    HWAVEIN hwi,
    LPWAVEHDR pwh,
    UINT cbwh
);
```

**Parameters****hwi**

Handle of the waveform-audio input device.

**pwh**

Address of a WAVEHDR structure that identifies the buffer to be prepared.

**cbwh**

Size, in bytes, of the WAVEHDR structure.

## waveInReset

The waveInReset function stops input on the given waveform-audio input device and resets the current position to zero. All pending buffers get marked as done and get returned to the application.

### Function Details

```
MMRESULT waveInReset(  
    HWAVEIN hwi  
);
```

### Parameter

**hwi**

Handle of the waveform-audio input device.

## waveInStart

The waveInStart function starts input on the given waveform-audio input device.

### Function Details

```
MMRESULT waveInStart(  
    HWAVEIN hwi  
);
```

### Parameter

**hwi**

Handle of the waveform-audio input device.

## waveInUnprepareHeader

The waveInUnprepareHeader function cleans up the preparation that the waveInPrepareHeader function performs. This function must be called after the device driver fills a buffer and returns it to the application. You must call this function before freeing the buffer.

### Function Details

```
MMRESULT waveInUnprepareHeader(  
    HWAVEIN hwi,  
    LPWAVEHDR pwh,  
    UINT cbwh  
);
```

### Parameters

**hwi**

Handle of the waveform-audio input device.

**pwh**

Address of a WAVEHDR structure that identifies the buffer to be cleaned up.

**cbwh**

Size, in bytes, of the WAVEHDR structure.

## waveOutClose

The waveOutClose function closes the given waveform-audio output device.

### Function Details

```
MMRESULT waveOutClose(  
    HWAVEOUT hwo  
);
```

### Parameter

**hwo**

Handle of the waveform-audio output device. If the function succeeds, the handle no longer remains valid after this call.

## waveOutGetDevCaps

The waveOutGetDevCaps function retrieves the capabilities of a given waveform-audio output device.

### Function Details

```
MMRESULT waveOutGetDevCaps(  
    UINT uDeviceID,  
    LPWAVEOUTCAPS pwoc,  
    UINT cbwoc  
);
```

### Parameters

**uDeviceID**

Identifier of the waveform-audio output device. It can be either a device identifier or a handle of an open waveform-audio output device.

**pwoc**

Address of a WAVEOUTCAPS structure that is to be filled with information about the capabilities of the device.

**cbwoc**

Size, in bytes, of the WAVEOUTCAPS structure.

## waveOutGetID

The waveOutGetID function retrieves the device identifier for the given waveform-audio output device.

This function gets supported for backward compatibility. New applications can cast a handle of the device rather than retrieving the device identifier.

### Function Details

```
MMRESULT waveOutGetID(  
    HWAVEOUT hwo,  
    LPUINT puDeviceID  
);
```

### Parameters

**hwo**

Handle of the waveform-audio output device.

**puDeviceID**

Address of a variable to be filled with the device identifier.

## waveOutGetPosition

The waveOutGetPosition function retrieves the current playback position of the given waveform-audio output device.

### Function Details

```
MMRESULT waveOutGetPosition(  
    HWAVEOUT hwo,  
    LPMMTIME pmmt,  
    UINT cbmmt  
);
```

### Parameters

**hwo**

Handle of the waveform-audio output device.

**pmmt**

Address of an MMTIME structure.

**cbmmt**

Size, in bytes, of the MMTIME structure.

## waveOutOpen

The waveOutOpen function opens the given waveform-audio output device for playback.

### Function Details

```
MMRESULT waveOutOpen (
    LPHWAVEOUT phwo,
    UINT uDeviceID,
    LPWAVEFORMATEX pwx,
    DWORD dwCallback,
    DWORD dwCallbackInstance,
    DWORD fdwOpen
);
```

### Parameters

#### phwo

Address that is filled with a handle that identifies the open waveform-audio output device. Use the handle to identify the device when other waveform-audio output functions are called. This parameter might be NULL if the WAVE\_FORMAT\_QUERY flag is specified for fdwOpen.

#### uDeviceID

Identifier of the waveform-audio output device to open. It can be either a device identifier or a handle of an open waveform-audio input device. You can use the following flag instead of a device identifier:

WAVE\_MAPPER -The function selects a waveform-audio output device that is capable of playing the given format.

#### pwx

Address of a WAVEFORMATEX structure that identifies the format of the waveform-audio data to be sent to the device. You can free this structure immediately after passing it to waveOutOpen.



**Note** The formats that the TAPI Wave Driver supports include 16-bit PCM at 8000 Hz, 8-bit mulaw at 8000 Hz, and 8-bit alaw at 8000 Hz.

#### dwCallback

Address of a fixed callback function, an event handle, a handle to a window, or the identifier of a thread to be called during waveform-audio playback to process messages that are related to the progress of the playback. If no callback function is required, this value can specify zero. For more information on the callback function, see waveOutProc in the TAPI API.

#### dwCallbackInstance

User-instance data that is passed to the callback mechanism. This parameter is not used with the window callback mechanism.

### fdwOpen

Flags for opening the device. The following value definitions apply:

- **CALLBACK\_EVENT** -The dwCallback parameter represents an event handle.
- **CALLBACK\_FUNCTION** -The dwCallback parameter specifies a callback procedure address.
- **CALLBACK\_NULL** -No callback mechanism. This value specifies the default setting.
- **CALLBACK\_THREAD** -The dwCallback parameter represents a thread identifier.
- **CALLBACK\_WINDOW** -The dwCallback parameter specifies a window handle.
- **WAVE\_ALLOWSYNC** -If this flag is specified, a synchronous waveform-audio device can be opened. If this flag is not specified while a synchronous driver is opened, the device will fail to open.
- **WAVE\_FORMAT\_DIRECT** -If this flag is specified, the ACM driver does not perform conversions on the audio data.
- **WAVE\_FORMAT\_QUERY** -If this flag is specified, waveOutOpen queries the device to determine whether it supports the given format, but the device does not actually open.
- **WAVE\_MAPPED** -If this flag is specified, the uDeviceID parameter specifies a waveform-audio device to which the wave mapper maps.

## waveOutPrepareHeader

The waveOutPrepareHeader function prepares a waveform-audio data block for playback.

### Function Details

```
MMRESULT waveOutPrepareHeader(  
    HWAVEOUT hwo,  
    LPWAVEHDR pwh,  
    UINT cbwh  
);
```

### Parameters

#### hwo

Handle of the waveform-audio output device.

#### pwh

Address of a WAVEHDR structure that identifies the data block to be prepared.

#### cbwh

Size, in bytes, of the WAVEHDR structure.

## waveOutReset

The waveOutReset function stops playback on the given waveform-audio output device and resets the current position to zero. All pending playback buffers get marked as done and get returned to the application.

### Function Details

```
MMRESULT waveOutReset (  
    HWAVEOUT hwo  
);
```

### Parameter

#### hwo

Handle of the waveform-audio output device.

## waveOutUnprepareHeader

The waveOutUnprepareHeader function cleans up the preparation that the waveOutPrepareHeader function performs. Ensure this function is called after the device driver is finished with a data block. You must call this function before freeing the buffer.

### Function Details

```
MMRESULT waveOutUnprepareHeader (  
    HWAVEOUT hwo,  
    LPWAVEHDR pwh,  
    UINT cbwh  
);
```

### Parameters

#### hwo

Handle of the waveform-audio output device.

#### pwh

Address of a WAVEHDR structure that identifies the data block to be cleaned up.

#### cbwh

Size, in bytes, of the WAVEHDR structure.

## waveOutWrite

The waveOutWrite function sends a data block to the given waveform-audio output device.

## Function Details

```
MMRESULT waveOutWrite(  
    HWAVEOUT hwo,  
    LPWAVEHDR pwh,  
    UINT cbwh  
);
```

## Parameters

### **hwo**

Handle of the waveform-audio output device.

### **pwh**

Address of a WAVEHDR structure that contains information about the data block.

### **cbwh**

Size, in bytes, of the WAVEHDR structure.





# Cisco Device-Specific Extensions

This chapter describes the Cisco device-specific TAPI extensions. CiscoLineDevSpecific and the CCiscoPhoneDevSpecific class represent the parent class. This chapter describes how to invoke the Cisco device-specific TAPI extensions with the lineDevSpecific function. It also describes a set of classes that you can use when you call phoneDevSpecific. It contains the following sections:

- [Cisco Line Device Specific Extensions, page 335](#)
- [Cisco Line Device Feature Extensions, page 414](#)
- [CCiscoPhoneDevSpecific, page 419](#)
- [Messages, page 426](#)

## Cisco Line Device Specific Extensions

The following table lists and describes the subclasses of Cisco Line Device-Specific Extensions. This section contains all of the extensions in the table and descriptions of the following data structures:

- [LINEDEVCAPS](#)
- [LINECALLINFO](#)
- [LINEDEVSTATUS](#)

| Cisco functions                                    | Synopsis                                                                                                                                                                   |
|----------------------------------------------------|----------------------------------------------------------------------------------------------------------------------------------------------------------------------------|
| <a href="#">CCiscoLineDevSpecific, on page 363</a> | The CCiscoLineDevSpecific class specifies the parent class to the following classes.                                                                                       |
| <a href="#">Message Waiting, on page 366</a>       | The CCiscoLineDevSpecificMsgWaiting class turns the message waiting lamp on or off for the line that the hLine parameter specifies.                                        |
| <a href="#">Message Waiting Dirn, on page 367</a>  | The CCiscoLineDevSpecificMsgWaiting class turns the message waiting lamp on or off for the line that a parameter specifies and remains independent of the hLine parameter. |

| Cisco functions                                                | Synopsis                                                                                                                                                                                                                                                                                                                                                                                                                                                                                                                            |
|----------------------------------------------------------------|-------------------------------------------------------------------------------------------------------------------------------------------------------------------------------------------------------------------------------------------------------------------------------------------------------------------------------------------------------------------------------------------------------------------------------------------------------------------------------------------------------------------------------------|
| <a href="#">Message Summary, on page 368</a>                   | The <code>CCiscoLineDevSpecificSetMsgSummary</code> class turns the message waiting lamp on or off, as well as provides voice and fax message counts for the line specified by the <code>hLine</code> parameter.                                                                                                                                                                                                                                                                                                                    |
| <a href="#">Message Summary Dirn, on page 370</a>              | The <code>CCiscoLineDevSpecificSetMsgSummaryDirn</code> class turns the message waiting lamp on or off and provides voice and fax message counts for the line specified by a parameter and is independent of the <code>hLine</code> parameter.                                                                                                                                                                                                                                                                                      |
| <a href="#">Audio Stream Control, on page 371</a>              | The <code>CCiscoLineDevSpecificUserControlRTPStream</code> class controls the audio stream for a line.                                                                                                                                                                                                                                                                                                                                                                                                                              |
| <a href="#">Set Status Messages, on page 374</a>               | The <code>CCiscoLineDevSpecificSetStatusMsgs</code> class controls the reporting of certain line device specific messages for a line.                                                                                                                                                                                                                                                                                                                                                                                               |
| <a href="#">Swap-Hold/SetupTransfer, on page 376</a>           | Cisco Unified TSP 4.0 and later do not support this function. The <code>CCiscoLineDevSpecificSwapHoldSetupTransfer</code> class performs a <code>setupTransfer</code> between a call that is in <code>CONNECTED</code> state and a call that is in <code>ONHOLD</code> state. This function will change the state of the connected call to <code>ONHOLDPENDTRANSFER</code> state and the <code>ONHOLD</code> call to <code>CONNECTED</code> state. This action will then allow a completeTransfer to be performed on the two calls. |
| <a href="#">Redirect Reset Original Called ID, on page 377</a> | The <code>CCiscoLineDevSpecificRedirectResetOrigCalled</code> class gets used to redirect a call to another party while resetting the original called ID of the call to the destination of the redirect.                                                                                                                                                                                                                                                                                                                            |
| <a href="#">Port Registration per Call, on page 378</a>        | The <code>CciscoLineDevSpecificPortRegistrationPerCall</code> class gets used to register a CTI port or route point for the Dynamic Port Registration feature, which allows applications to specify the IP address and UDP port number on a call-by-call basis.                                                                                                                                                                                                                                                                     |
| <a href="#">Setting RTP Parameters for Call, on page 381</a>   | The <code>CciscoLineDevSpecificSetRTPParamsForCall</code> class sets the IP address and UDP port number for the specified call.                                                                                                                                                                                                                                                                                                                                                                                                     |
| <a href="#">Redirect Set Original Called ID, on page 381</a>   | The <code>CCiscoLineDevSpecificRedirectSetOrigCalled</code> class to redirect a call to another party while setting the original called ID of the call to any other party.                                                                                                                                                                                                                                                                                                                                                          |
| <a href="#">Join, on page 382</a>                              | The <code>CciscoLineDevSpecificJoin</code> class joins two or more calls into one conference call.                                                                                                                                                                                                                                                                                                                                                                                                                                  |
| <a href="#">Set User SRTP Algorithm IDs, on page 384</a>       | The <code>CciscoLineDevSpecificUserSetSRTPAlgorithmID</code> class allows the application to set SRTP algorithm IDs. You should use this class after <code>lineopen</code> and before <code>CCiscoLineDevSpecificSetRTPParamsForCall</code> or <code>CCiscoLineDevSpecificUserControlRTPStream</code>                                                                                                                                                                                                                               |

| Cisco functions                                             | Synopsis                                                                                                                                                                                    |
|-------------------------------------------------------------|---------------------------------------------------------------------------------------------------------------------------------------------------------------------------------------------|
| <a href="#">Explicit Acquire, on page 385</a>               | The CciscoLineDevSpecificAcquire class explicitly acquires any CTI Controllable device in the Cisco Unified Communications Manager system, which needs to be opened in Super Provider mode. |
| <a href="#">Explicit De-Acquire, on page 386</a>            | The CciscoLineDevSpecificDeacquire class explicitly de-acquires any CTI controllable device in the Cisco Unified Communications Manager system.                                             |
| <a href="#">Redirect FAC CMC, on page 387</a>               | The CCiscoLineDevSpecificRedirectFACCMC class redirects a call to another party while including a FAC, CMC, or both.                                                                        |
| <a href="#">Blind Transfer FAC CMC, on page 388</a>         | The CCiscoLineDevSpecificBlindTransferFACCMC class blind transfers a call to another party while including a FAC, CMC, or both.                                                             |
| <a href="#">CTI Port Third Party Monitor, on page 389</a>   | The CCiscoLineDevSpecificCTIPortThirdPartyMonitor class opens a CTI port in third-party mode.                                                                                               |
| <a href="#">Send Line Open, on page 390</a>                 | The CciscoLineDevSpecificSendLineOpen class triggers actual line open from TSP side. Use this for delayed open mechanism.                                                                   |
| <a href="#">Set Intercom SpeedDial, on page 391</a>         | The CciscoLineSetIntercomSpeeddial class allows the application to set or reset SpeedDial/Label on an intercom line.                                                                        |
| <a href="#">Intercom Talk Back, on page 392</a>             | The CciscoLineIntercomTalkback class allows the application to initiate talk back on an incoming Intercom call on an Intercom line.                                                         |
| <a href="#">Redirect with Feature Priority, on page 392</a> | The CciscoLineRedirectWithFeaturePriority class enables the application to redirect calls with specified priority.                                                                          |
| <a href="#">Start Call Monitoring, on page 393</a>          | The CCiscoLineDevSpecificStartCallMonitoring class allows applications to send a start monitoring request for the active call on a line.                                                    |
| <a href="#">Start Call Recording, on page 395</a>           | The CCiscoLineDevSpecificStartCallRecording allows the application to send a recording request for the active call on that line.                                                            |
| <a href="#">StopCall Recording, on page 396</a>             | The CCiscoLineDevSpecificStopCallRecording allows the application to stop recording a call on that line.                                                                                    |
| <a href="#">Set IPv6 Address and Mode, on page 397</a>      | The CciscoLineDevSpecificSetIPv6AddressAndMode enables the application to set the IPv6 address and addressing mode during registration.                                                     |

| Cisco functions                                                       | Synopsis                                                                                                                                                                                                                                                                                                                                                                                                          |
|-----------------------------------------------------------------------|-------------------------------------------------------------------------------------------------------------------------------------------------------------------------------------------------------------------------------------------------------------------------------------------------------------------------------------------------------------------------------------------------------------------|
| <a href="#">Set RTP Parameters for IPv6 Calls, on page 399</a>        | The CciscoLineDevSpecificSetRTTPParamsForCallIPv6 class sets the RTP parameters for calls for which you must specify IPv6 address.                                                                                                                                                                                                                                                                                |
| <a href="#">Direct Transfer, on page 399</a>                          | The CciscoLineDevSpecificDirectTransfer class transfers calls across lines or on the same line.                                                                                                                                                                                                                                                                                                                   |
| <a href="#">RegisterCallPickUpGroupForNotification, on page 400</a>   | The CciscoLineDevSpecificRegisterCallPickupGroupForNotification class is used to register the call Pickup Group for notification on calls for Pickup.                                                                                                                                                                                                                                                             |
| <a href="#">UnRegisterCallPickUpGroupForNotification, on page 401</a> | The CciscoLineDevSpecificUnRegisterCallPickupGroupForNotification class is used to unregister the call Pickup Group for notification on calls for Pickup.                                                                                                                                                                                                                                                         |
| <a href="#">CallPickUpRequest, on page 402</a>                        | <p>This feature allows to invoke the pickup, group-pickup, other-pickup, and directed pickup feature from the application. Apart from providing API to invoke feature, application will have capability to register Call pickup group for alert notification, whenever a call is available for pickup.</p> <p>The CciscoLineDevSpecificCallPickupRequest class is used to Pickup the call from the PickGroup.</p> |
| <a href="#">Start Send Media to BIB, on page 403</a>                  | The CCiscoLineDevSpecificStartSendMediaToBIBRequest class allows the application to initiate agent greeting to the customer call.                                                                                                                                                                                                                                                                                 |
| <a href="#">Stop Send Media to BIB, on page 404</a>                   | The CCiscoLineDevSpecificStopSendMediaToBIBRequest class allows the application to stop agent greeting that is playing on the agent-to-customer call.                                                                                                                                                                                                                                                             |
| <a href="#">Agent Zip Tone, on page 405</a>                           | The CciscoLineDevSpecificEnableFeatureSupport class allows the application to initiate Zip tone on the Agent Call.                                                                                                                                                                                                                                                                                                |
| <a href="#">Enable Feature, on page 406</a>                           | The CciscoLineDevSpecificEnableFeatureSupport class allows the application to enhance or update feature support.                                                                                                                                                                                                                                                                                                  |
| <a href="#">Add Remote Destination, on page 411</a>                   | The CciscoLineDevSpecificAddRemoteDestination class is used to add new Remote Destination to CTI Remote Device.                                                                                                                                                                                                                                                                                                   |
| <a href="#">Remove Remote Destination, on page 412</a>                | The CciscoLineDevSpecificRemoveRemoteDestination class is used to remove Remote Destination from List of Remote Destinations of CTI Remote Device.                                                                                                                                                                                                                                                                |

| Cisco functions                                         | Synopsis                                                                                                                             |
|---------------------------------------------------------|--------------------------------------------------------------------------------------------------------------------------------------|
| <a href="#">Update Remote Destination</a> , on page 413 | The CciscoLineDevSpecificUpdateRemoteDestination class is used to update Remote Destination information on a CTI Remote Device.      |
| <a href="#">Hold Enhancement</a>                        | CciscoLineDevSpecificHoldEx class is used to put call on hold and specify media content that should be played while call is on hold. |
| Transfer with media                                     | The CciscoSetupTransferWithoutMedia class allows the application to transfer a call that does not have media setup.                  |

## LINEDEVCAPS

Cisco TSP implements several line device-specific extensions and uses the DevSpecific (dwDevSpecificSize and dwDevSpecificOffset) variably sized area of the LINEDEVCAPS data structure for those extensions. The Cisco\_LineDevCaps\_Ext structure in the CiscoLineDevSpecificMsg.h header file defines the DevSpecific area layout. Cisco TSP organizes the data in that structure based on the extension version in which the data was introduced:

```
// LINEDEVCAPS Dev Specific extention //
typedef struct Cisco_LineDevCaps_Ext
{
    Cisco_LineDevCaps_Ext00030000    ext30;
    Cisco_LineDevCaps_Ext00060000    ext60;
    Cisco_LineDevCaps_Ext00070000    ext70;
    Cisco_LineDevCaps_Ext00080000    ext80;
    Cisco_LineDevCaps_Ext00090000    ext90;
    Cisco_LineDevCaps_Ext00090001    ext91;
    Cisco_LineDevCaps_Ext000A0000    extA0;
    Cisco_LineDevCaps_Ext000C0000    extC0;
    Cisco_LineDevCaps_Ext000D0000    extD0;
} CISCO_LINEDEVCAPS_EXT;
```

For a specific line device, the extension area will include a portion of this structure starting from the beginning and up to the extension version that an application negotiated.

The individual extension version substructure definitions follow:

```
// LINEDEVCAPS 00030000 extention //
typedef struct Cisco_LineDevCaps_Ext00030000
{
    DWORD dwLineTypeFlags;
} CISCO_LINEDEVCAPS_EXT00030000;

// LINEDEVCAPS 00060000 extention //
typedef struct Cisco_LineDevCaps_Ext00060000
{
    DWORD dwLocale;
} CISCO_LINEDEVCAPS_EXT00060000;
```

```
// LINEDEVCAPS 00070000 extension //
typedef struct Cisco_LineDevCaps_Ext00070000
{
    DWORD dwPartitionOffset;
    DWORD dwPartitionSize;
} CISCO_LINEDEVCAPS_EXT00070000;

// LINEDEVCAPS 00080000 extension //
typedef struct Cisco_LineDevCaps_Ext00080000
{
    DWORD dwLineDevCaps_DevSpecificFlags; //
    LINEFEATURE_DEVSPECIFIC
    DWORD dwLineDevCaps_DevSpecificFeatureFlags; //
    LINEFEATURE_DEVSPECIFICFEAT
    RECORD_TYPE_INFO recordTypeInfo;
    INTERCOM SPEEDDIAL_INFO intercomSpeedDialInfo;
} CISCO_LINEDEVCAPS_EXT00080000;

// LINEDEVCAPS 00090000 extension //
// -----
typedef struct Cisco_LineDevCaps_Ext00090000
{
    IpAddressingMode dwLineDevCapsIPAddressingMode; //
    LINEFEATURE_DEVSPECIFIC
} CISCO_LINEDEVCAPS_EXT00090000;

// =====
// Cisco Extension 00090001
// =====
// LINEDEVCAPS 00090001 extension //
// -----
typedef struct Cisco_LineDevCaps_Ext00090001
{
    DWORD MaxCalls ;
    DWORD BusyTrigger ;
    DWORD LineInstanceNumber ;
    DWORD LineLabelASCIIOffset ;
    DWORD LineLabelASCIISize ;
    DWORD LineLabelUnicodeOffset ;
    DWORD LineLabelUnicodeSize ;
    DWORD VoiceMailPilotDNOffset ;
    DWORD VoiceMailPilotDNSize ;
    DWORD RegisteredIPAddressMode; // IpAddressingMode
    DWORD RegisteredIPv4Address ;
    DWORD RegisteredIPv6AddressOffset;
    DWORD RegisteredIPv6AddressSize;
    DWORD ApplicationFeatureFlagBitMap; // CiscoFeatureInformation
    DWORD DeviceFeatureFlagBitMap; // CiscoFeatureInformation
} CISCO_LINEDEVCAPS_EXT00090001;

typedef struct Cisco_LineDevCaps_Ext000A0000
{
    DWORD dwPickUpGroupDNOffset;
    DWORD dwPickUpGroupDNSize;
    DWORD dwPickUpGroupPartitionOffset;
```

```

        DWORD dwPickUpGroupPartitionSize;
    } CISCO_LINEDEVCAPS_EXT000A0000;

typedef struct Cisco_LineDevCaps_Ext000C0000
{
    DWORD DeviceProtocolType;
    DWORD RemoteDestinationOffset;
    DWORD RemoteDestinationSize;
    DWORD RemoteDestinationCount;
    DWORD RemoteDestinationElementFixedSize;
    DWORD IsMyAppLastToSetActiveRD;
} CISCO_LINEDEVCAPS_EXT000C0000;
typedef struct Cisco_LineDevCaps_Ext000D0000
{
    DWORD DeviceMultiMediaCapabilityBitMask;
    DWORD DeviceMultiMediaCapabilityOffset;
    DWORD DeviceMultiMediaCapabilitySize;
    DWORD DeviceMultiMediaCapabilityCount;
    DWORD DeviceMultiMediaCapabilityElementFixedSize;
    DWORD ClusterIDSize;
    DWORD ClusterIDOffset;
} CISCO_LINEDEVCAPS_EXT000D0000;

```

See the CiscoLineDevSpecificMsg.h header file for additional information on the DevSpecific structure layout and data.

CISCO\_LINEDEVCAPS\_EXT000D000 structure contains following information:

**Table 21: CISCO\_LINEDEVCAPS\_EXT000D000 Structure**

| Fields                                           | Description                                                                           |
|--------------------------------------------------|---------------------------------------------------------------------------------------|
| DWORD DeviceMultiMediaCapabilityBitMask          | Bitmask field indicates which fields in MultiMediaCapability structure Info are valid |
| DWORD DeviceMultiMediaCapabilityOffset           | Offset pointing to the DeviceMultiMediaCapability structure Information               |
| DWORD DeviceMultiMediaCapabilitySize             | Size of the DeviceMultiMediaCapability Information                                    |
| DWORD DeviceMultiMediaCapabilityCount            | Count of MultiMediaCapaility Info available                                           |
| DWORD DeviceMultiMediaCapabilityElementFixedSize | Size of MultiMediaCapability Structure                                                |
| DWORD ClusterIDSize<br>DWORD ClusterIDOffset     | Offset/Size of the name of the cluster ID where the line is located                   |

### MultiMediacapability Information

**CiscoDeviceMultiMediaCapInfoBitMask** - Bit mask indicates which fields in MultiMediaCapability Structure Exposed are valid and can be used by Applications. Following is the Enum Definition which is used to update this bitmask field.

```

enum CiscoDeviceMultiMediaCapInfoBitMask
{

```

```

CiscoDeviceMultiMediaCapability_None           = 0x00000000,
CiscoDeviceMultiMediaCapability_VideoCapability = 0x00000001,
CiscoDeviceMultiMediaCapability_TelepresenceInfo = 0x00000002,
CiscoDeviceMultiMediaCapability_ScreenCount    = 0x00000004
};

```

Device MultiMedia Capability of the Device is exposed as a structure DeviceMultiMediaCapability in the DevSpecific part. This structure contains the fields deviceVideoCapability, telepresenceInfo and screenCount.

```

typedef struct DeviceMultiMediaCapability
{
    DWORD deviceVideoCapability;
    DWORD telepresenceInfo;
    DWORD screenCount;
} DeviceMultiMediaCapability;

```

| Data fields           | Value                                                                                                                                        |
|-----------------------|----------------------------------------------------------------------------------------------------------------------------------------------|
| DeviceVideoCapability | This field contains the type value defined in the following enumeration. [CiscoDeviceVideoCapabilityInfo]                                    |
| TelepresenceInfo      | This field indicates if Telepresence interop is supported by the device, defined in the following enumeration. [CiscoDeviceTelepresenceInfo] |
| ScreenCount           | This field indicates the number of screens present on the device.                                                                            |

```

enum CiscoLineDeviceVideoCapabilityInfo
{
    CiscoLineDeviceVideoCapability_None = 0x00000000,
    CiscoLineDeviceVideoCapability_Enabled = 0x00000001,
};

enum CiscoDeviceTelepresenceInfo
{
    CiscoDeviceTelepresence_None = 0x00000000,
    CiscoDeviceTelepresence_Enabled = 0x00000001,
};

```

## LINECALLINFO

Cisco TSP implements several line device-specific extensions and uses the DevSpecific (dwDevSpecificSize and dwDevSpecificOffset) variably sized area of the LINECALLINFO data structure for those extensions. The Cisco\_LineCallInfo\_Ext structure in the CiscoLineDevSpecificMsg.h header file defines DevSpecific area layout. Cisco TSP organizes the data in that structure based on the extension version in which the data was introduced:

```

//  LINECALLINFO Dev Specific extention  //
typedef struct Cisco_LineCallInfo_Ext
{
    Cisco_LineCallInfo_Ext00060000    ext60;
    Cisco_LineCallInfo_Ext00070000    ext70;
    Cisco_LineCallInfo_Ext00080000    ext80;

```

```

Cisco_LineCallInfo_Ext00080001  ext81;
Cisco_LineCallInfo_Ext00090000  ext90;
Cisco_LineCallInfo_Ext00090000  ext91;
Cisco_LineCallInfo_Ext000A0000  extA0;
Cisco_LineCallInfo_Ext000D0000  extD0;

```

```

} CISCO_LINECALLINFO_EXT;

```

For a specific line device, the extension area includes a portion of this structure starting from the beginning and up to the extension version that an application negotiated.

The individual extension version substructure definitions follow:

```

//      LINECALLINFO 00060000  extention      //
typedef struct Cisco_LineCallInfo_Ext00060000
{
    TSP_UNICODE_PARTY_NAMES  unicodePartyNames;
} CISCO_LINECALLINFO_EXT00060000;

//      LINECALLINFO 00070000  extention      //
typedef struct Cisco_LineCallInfo_Ext00070000
{
    DWORD SRTPKeyInfoStructureOffset;    // offset from base of LINECALLINFO

    DWORD SRTPKeyInfoStructureSize;      // includes variable length data
total size
    DWORD SRTPKeyInfoStructureElementCount;
    DWORD SRTPKeyInfoStructureElementFixedSize;
    DWORD DSCPInformationOffset;          // offset from base of LINECALLINFO

    DWORD DSCPInformationSize;            // fixed size of the
DSCPInformation structure
    DWORD DSCPInformationElementCount;
    DWORD DSCPInformationElementFixedSize;
    DWORD CallPartitionInfoOffset;        // offset from base of LINECALLINFO

    DWORD CallPartitionInfoSize;          // fixed size of the
CallPartitionInformation
structure
    DWORD CallPartitionInfoElementCount;
    DWORD CallPartitionInfoElementFixedSize;
    DWORD ExtendedCallInfoOffset;        // = = = > ExtendedCallInfo { }
    DWORD ExtendedCallInfoSize;          //
    DWORD ExtendedCallInfoElementCount;  //
    DWORD ExtendedCallInfoElementSize;   //
} CISCO_LINECALLINFO_EXT00070000;

//      LINECALLINFO 00080000  extention      //
//      -----
typedef struct Cisco_LineCallInfo_Ext00080000
{
    DWORD CallSecurityStatusOffset;
    DWORD CallSecurityStatusSize;
    DWORD CallSecurityStatusElementCount;
    DWORD CallSecurityStatusElementFixedSize;
    DWORD CCMCallIDInfoOffset;
    DWORD CCMCallIDInfoSize;

```

```

    DWORD CCMCallIDInfoElementCount;
    DWORD CCMCallIDInfoElementFixedSize;
    DWORD CallAttrttributeInfoOffset;
    DWORD CallAttrttributeInfoSize;
    DWORD CallAttrttributeInfoElementCount;
    DWORD CallAttrttributeInfoElementFixedSize;
    DWORD TSPIntercomSideInfo;
    DWORD CallingPartyIpAddr;
} CISCO_LINECALLINFO_EXT00080000;

//    LINECALLINFO 00080001  extension    //
//    -----
typedef struct Cisco_LineCallInfo_Ext00080001
{
    DWORD CPNInfoOffset;           //array of structure of CPNInfo structure

    DWORD CPNInfoSize;
    DWORD CPNInfoElementCount;
    DWORD CPNInfoElementFixedSize;
} CISCO_LINECALLINFO_EXT00080001;

//    LINECALLINFO 00090000  extension    //
//    -----
typedef struct Cisco_LineCallInfo_Ext00090000
{
    DWORD IPv6InfoOffset;
    DWORD IPv6InfoSize;
    DWORD IPv6InfoElementCount;
    DWORD IPv6InfoElementFixedSize;
    DWORD FarEndIPAddressingMode;
} CISCO_LINECALLINFO_EXT00090000;

//    LINECALLINFO 000A0000  extention    //
//    -----
typedef struct Cisco_LineCallInfo_Ext000A0000
{
    DWORD CallAttributeBitMask;
    DWORD UniqueCallRefIDInfoOffset;
    DWORD UniqueCallRefIDInfoSize;
    DWORD UniqueCallRefIDInfoElementCount;
    DWORD UniqueCallRefIDElementFixedSize;
    //HuntList
    DWORD HuntPilotInfoOffset; //point to HuntPoiltInfo
    DWORD HuntPilotInfoSize;
    DWORD HuntPilotInfoCount;
    DWORD HuntPilotInfoElementFixedSize;
    DWORD GlobalCallID;
    DWORD CallManagerID;
} CISCO_LINECALLINFO_EXT000A0000;

typedef struct Cisco_LineCallInfo_Ext000D0000
{
    DWORD CallingPartyMultiMediaCapBitMask; //refer to
CiscoDeviceMultiMediaCapInfoBitMask
    DWORD CalledPartyMultiMediaCapBitMask; //refer to
CiscoDeviceMultiMediaCapInfoBitMask
    DWORD CallingPartyMultiMediaCapInfoOffset; //refer to
DeviceCallMultiMediaCapInfo

```

```

        DWORD CallingPartyMultiMediaCapInfoSize;
        DWORD CallingPartyMultiMediaCapInfoCount;
        DWORD CallingPartyMultiMediaCapInfoElementFixedSize;
        DWORD CalledPartyMultiMediaCapInfoOffset; //refer to
DeviceCallMultiMediaCapInfo
        DWORD CalledPartyMultiMediaCapInfoSize;
        DWORD CalledPartyMultiMediaCapInfoCount;
        DWORD CalledPartyMultiMediaCapInfoElementFixedSize;
        DWORD MultiMediaStreamsInfoOffset; //refer to VideoStreamInfo
        DWORD MultiMediaStreamsInfoSize;
        DWORD MultiMediaStreamsInfoCount;
        DWORD MultiMediaStreamsInfoElementFixedSize;
        DWORD RecordingAttributeInfo_ExtD0_Offset;
        DWORD RecordingAttributeInfo_ExtD0_Size;
        DWORD RecordingAttributeInfo_ExtD0_Count;
        DWORD RecordingAttributeInfo_ExtD0_ElementFixedSize;
    } CISCO_LINECALLINFO_EXT000D0000;

```

### Calling and Called MultiMediaCapability Information

The video capability of the calling party and the called party is exposed as a structure DeviceCallMultiMediaCapInfo in the DevSpecific part. This structure contains the following three fields:

- VideoCapStatus,
- TelepresenceInfo, and
- ScreenCount

```

typedef struct DeviceCallMultiMediaCapInfo
{
    DWORD VideoCapStatus;
    DWORD TelepresenceInfo;
    DWORD ScreenCount;
} DeviceCallMultiMediaCapInfo;

```

| Data fields                          | Value                                                                                                                                    |
|--------------------------------------|------------------------------------------------------------------------------------------------------------------------------------------|
| DeviceVideoCapability                | DeviceVideoCapability field contains the type value defined in the following enumeration (CiscoDeviceVideoCapabilityInfo).               |
| TelepresenceInfo                     | This field indicates if Telepresence is enabled on the device, defined in the following enumeration.[ CiscoDeviceTelepresenceInfo].      |
| ScreenCount                          | This field indicated the number of screens present on the device.                                                                        |
| CallingPartyMultiMediaCapInfoBitMask | This field indicated which fields of DeviceCallMultiMediaCapInfo structure have valid information [CiscoDeviceMultiMediaCapInfoBitMask]. |
| CalledPartyMultiMediaCapInfoBitMask  | This field indicated which fields of DeviceCallMultiMediaCapInfo structure have valid information [CiscoDeviceMultiMediaCapInfoBitMask]. |

```
enum CiscoDeviceVideoCapabilityInfo
{
    CiscoDeviceVideoCapability_None = 0x00000000,
    CiscoDeviceVideoCapability_Enabled = 0x00000001,
};
enum CiscoDeviceTelepresenceInfo
{
    CiscoDeviceTelepresence_None = 0x00000000,
    CiscoDeviceTelepresence_Enabled = 0x00000001,
};
enum CiscoDeviceMultiMediaCapInfoBitMask
{
    CiscoDeviceMultiMediaCapability_None = 0x00000000,
    CiscoDeviceMultiMediaCapability_VideoCapability = 0x00000001,
    CiscoDeviceMultiMediaCapability_TelepresenceInfo = 0x00000002,
    CiscoDeviceMultiMediaCapability_ScreenCount = 0x00000004
};
```

### MultiMediaStream Information

When call arrives on an opened line, TSP will send LINE\_CALLDEVSPECIFIC event to application with Multimedia Stream's information, then application should query LINECALLINFO to get detailed Multimedia Stream's information. Multimedia Stream's information is exposed as a part of VideoStreamInfo structure in the DevSpecific part of LineCallInfo. This structure contains the following data.

```
typedef struct VideoStreamInfo
{
    DWORD StreamId;
    DWORD CompressionType; // MEDIAPAYLOAD
    DWORD BitRate;
    DWORD MediaMode;
    DWORD bKeyInfoPresent;
    //ipv6
    DWORD RxRTPDestinationV6Offset;
    DWORD RxRTPDestinationV6Size;
    DWORD RxRTPDestinationV4;
    DWORD RxIpAddrMode;
    DWORD TxRTPDestinationV6Offset;
    DWORD TxRTPDestinationV6Size;
    DWORD TxRTPDestinationV4;
    DWORD TxIpAddrMode;
    MultiMediaEncryptionKeyInfo MediaEncryptionKeyInfo;
} VideoStreamInfo;
```

| Data fields     | Value                                                          |
|-----------------|----------------------------------------------------------------|
| StreamId        | This field indicates the index of the MultiMedia stream.       |
| CompressionType | This field indicates the compression type of the video stream. |
| BitRate         | This field indicates the bit rate of the video stream.         |
| MediaMode       | This field indicates the media mode of the video stream.       |
| PacketSize      | This field indicates the packet size of the video stream.      |

| Data fields                                        | Value                                                                                                                                                                               |
|----------------------------------------------------|-------------------------------------------------------------------------------------------------------------------------------------------------------------------------------------|
| bKeyInfoPresent                                    | Indicates whether Key Information is present.                                                                                                                                       |
| RxRTPDestinationV6Offset<br>RxRTPDestinationV6Size | The size, in bytes, of the variably sized field that contains the Reception RTP destination IPV6 information and offset, in bytes, from the beginning of LINECALLINFO structure.    |
| RxRTPDestinationV4                                 | This field indicates the IPV4 address of the video stream.                                                                                                                          |
| RxIpAddrMode                                       | Specifies the reception IP addressing mode.                                                                                                                                         |
| TxRTPDestinationV6Offset<br>TxRTPDestinationV6Size | The size, in bytes, of the variably sized field that contains the Transmission RTP destination IPV6 information and offset, in bytes, from the beginning of LINECALLINFO structure. |
| TxRTPDestinationV4                                 | This field indicates the IPV4 address of the video stream.                                                                                                                          |
| TxIpAddrMode                                       | Specifies the transmission IP addressing mode.                                                                                                                                      |
| MediaEncryptionKeyInfo                             | The size, in bytes, of the variably sized field that contains the Multimedia Encryption Key information and offset, in bytes, from the beginning of LINECALLINFO structure.         |

TSP will report detailed multimedia Encryption Key Information to applications as a part of the structure CiscoTsp\_MultiMediaEncryptionKeyInfo, if there is secure connection to CTIManager and the application user is authorized to receive multimedia Encryption Key Information. The multimedia Encryption Key information provided by Cisco TSP will include TxKeylen , RxKeylen, Txkey, RxKey, TxSalt , RxSalt, AlgorithmID, TxIsMKIPresent, RxIsMKIPresent and SecurityIndicator. In order to receive those key materials, administrator needs to configure TLS Enabled and SRTP Enabled flag in Call Manager Admin User pages and TLS link needs to be established between TSP and CTIManager.

```
typedef struct CiscoTsp_MultiMediaEncryptionKeyInfo
{
    DWORD AlgorithmID;
    DWORD TxKeyOffset;
    DWORD TxKeySize;
    DWORD RxKeyOffset;
    DWORD RxKeySize;
    DWORD TxSaltOffset;
    DWORD TxSaltSize;
    DWORD RxSaltOffset;
    DWORD RxSaltSize;
    DWORD TxIsMKIPresent;
    DWORD RxIsMKIPresent;
    DWORD SecurityIndicator;
} CiscoTsp_MultiMediaEncryptionKeyInfo;
```

| Data Fields | Value                                  |
|-------------|----------------------------------------|
| AlgorithmID | Specifies the negotiated algorithm id. |

| Data Fields                | Value                                                                                                                                                               |
|----------------------------|---------------------------------------------------------------------------------------------------------------------------------------------------------------------|
| TxKeyOffset<br>TxKeySize   | The size, in bytes, of the variably sized field that contains the Transmission Key information and offset, in bytes, from the beginning of LINECALLINFO structure.  |
| RxKeyOffset<br>RxKeySize   | The size, in bytes, of the variably sized field that contains the Reception Key information and offset, in bytes, from the beginning of LINECALLINFO structure.     |
| TxSaltOffset<br>TxSaltSize | The size, in bytes, of the variably sized field that contains the Transmission Salt information and offset, in bytes, from the beginning of LINECALLINFO structure. |
| RxSaltOffset<br>RxSaltSize | The size, in bytes, of the variably sized field that contains the Reception Salt information and offset, in bytes, from the beginning of LINECALLINFO structure.    |
| TxIsMKIPresent             | Indicates whether Transmission MKI is present.                                                                                                                      |
| RxIsMKIPresent             | Indicates whether Reception MKI is present.                                                                                                                         |
| SecurityIndicator          | Specifies the security indicator.                                                                                                                                   |

See the CiscoLineDevSpecificMsg.h header file for additional information on the DevSpecific structure layout and data.

## Details

The TSP\_Unicode\_Party\_names structure and SRTP information structure describe the device-specific extensions that the Cisco Unified TSP made to the LINECALLINFO structure. DSCPValueForAudioCalls will contain the DSCP value that CTI sent in the StartTransmissionEvent.

ExtendedCallInfo structure has extra call information. For Cisco Unified Communications Manager Release 7.0(1), the ExtendedCallReason field belongs to the ExtendedCallInfo structure.

CallAttributeInfo contains the information about attributeType (Monitoring, Monitored, Recorder, securityStatus) and PartyInfo (Dn, Partition, DeviceName).

CCMCallID contains CCM Call identifier value.

CallingPartyIPAddress contains the IP address of the calling party if the calling party device supports it.

CallSecurityStatus structure contains the overall security status of the call for two-party call as well as conference call.

```

DWORD TapiCallerPartyUnicodeNameOffset;
DWORD TapiCallerPartyUnicodeNameSize;
DWORD TapiCallerPartyLocale;
DWORD TapiCalledPartyUnicodeNameOffset;
DWORD TapiCalledPartyUnicodeNameSize;
DWORD TapiCalledPartyLocale;
DWORD TapiConnectedPartyUnicodeNameOffset;
```

```

DWORD TapiConnectedPartyUnicodeNameSize;
DWORD TapiConnectedPartyLocale;
DWORD TapiRedirectionPartyUnicodeNameOffset;
DWORD TapiRedirectionPartyUnicodeNameSize;
DWORD TapiRedirectionPartyLocale;
DWORD TapiRedirectingPartyUnicodeNameOffset;
DWORD TapiRedirectingPartyUnicodeNameSize;
DWORD TapiRedirectingPartyLocale;
DWORD SRTPKeyInfoStructureOffset; // offset from base of LINECALLINFO
DWORD SRTPKeyInfoStructureSize; // includes variable length data total
size
DWORD SRTPKeyInfoStructureElementCount;
DWORD SRTPKeyInfoStructureElementFixedSize;
DWORD DSCPValueInformationOffset;
DWORD DSCPValueInformationSize;
DWORD DSCPValueInformationElementCount;
DWORD DSCPValueInformationElementFixedSize;
DWORD PartitionInformationOffset; // offset from base of LINECALLINFO
DWORD PartitionInformationSize; // includes variable length data total
size
DWORD PartitionInformationElementCount;
DWORD PartitionInformationElementFixedSize;
DWORD ExtendedCallInfoOffset;
DWORD ExtendedCallInfoSize;
DWORD ExtendedCallInfoElementCount;
DWORD ExtendedCallInfoElementSize;
DWORD CallAttributeInfoOffset;
DWORD CallAttributeInfoSize;
DWORD CallAttributeInfoElementCount;
DWORD CallAttributeInfoElementSize;
DWORD CallingPartyIPAddress;
DWORD CCMCallIDInfoOffset;
DWORD CCMCallIDInfoSize;
DWORD CCMCallIDInfoElementCount;
DWORD CCMCallIDInfoElementFixedSize;
DWORD CallSecurityStatusOffset;
DWORD CallSecurityStatusSize;
DWORD CallSecurityStatusElementCount;
DWORD CallSecurityStatusElementFixedSize;
DWORD IsChaperoneCall;
DWORD UniqueCallRefIDInfoOffset;
DWORD UniqueCallRefIDInfoSize;
DWORD CallAttributeBitMask;
typedef struct SRTPKeyInfoStructure
{
    SRTPKeyInformation TransmissionSRTPInfo;
    SRTPKeyInformation ReceptionSRTPInfo;
} SRTPKeyInfoStructure;
typedef struct SRTPKeyInformation
{
    DWORD IsSRTPDataAvailable;
    DWORD SecureMediaIndicator; // CiscoSecurityIndicator
    DWORD MasterKeyOffset;
    DWORD MasterKeySize;
    DWORD MasterSaltOffset;
    DWORD MasterSaltSize;
    DWORD AlgorithmID; // CiscoSRTPAlgorithmIDs
    DWORD IsMKIPresent;

```

```

DWORDKeyDerivationRate;
} SRTPKeyInformation;
enum CiscoSRTPAlgorithmIDs
{
    SRTP_NO_ENCRYPTION = 0,
    SRTP_AES_128_COUNTER = 1
};
enum CiscoSecurityIndicator
{
    SRTP_MEDIA_ENCRYPT_KEYS_AVAILABLE,
    SRTP_MEDIA_ENCRYPT_USER_NOT_AUTH,
    SRTP_MEDIA_ENCRYPT_KEYS_UNAVAILABLE,
    SRTP_MEDIA_NOT_ENCRYPTED
};

```

If `isSRTPInfoavailable` is set to `False`, rest of the information from `SRTPKeyInformation` must be ignored.

If `MasterKeySize` or `MasterSaltSize` is set to 0, then corresponding `MasterKeyOffset` or `MasterSaltOffset` must be ignored.

```

typedef struct DSCPValueInformation
{
    DWORD DSCPValueForAudioCalls;
}
typedef struct PartitionInformation
{
    DWORD CallerIDPartitionOffset;
    DWORD CallerIDPartitionSize;
    DWORD CalledIDPartitionOffset;
    DWORD CalledIDPartitionSize;
    DWORD ConnectedIDPartitionOffset;
    DWORD ConnectedIDPartitionSize;
    DWORD RedirectionIDPartitionOffset;
    DWORD RedirectionIDPartitionSize;
    DWORD RedirectingIDPartitionOffset;
    DWORD RedirectingIDPartitionSize;
} PartitionInformation;

Struct ExtendedCallInfo
{
    DWORD ExtendedCallReason ;
    DWORD CallerIDURLOffset; // CallPartySipURLInfo
    DWORD CallerIDURISize;
    DWORD CalledIDURLOffset; // CallPartySipURLInfo
    DWORD CalledIDURISize;
    DWORD ConnectedIDURIOffset; // CallPartySipURLInfo
    DWORD ConnectedIDURISize;
    DWORD RedirectionIDURIOffset; // CallPartySipURLInfo
    DWORD RedirectionIDURISize;
    DWORD RedirectingIDURIOffset; // CallPartySipURLInfo
    DWORD RedirectingIDURISize;
}

Struct CallPartySipURLInfo
{
    DWORD dwUserOffset; //sip user string
    DWORD dwUserSize;
    DWORD dwHostOffset; //host name string

```

```

DWORDdwHostSize;
DWORDdwPort;// integer port number
DWORD dwTransportType; // SIP_TRANS_TYPE
DWORD dwURLType;// SIP_URL_TYPE
}

enum {
CTI_SIP_TRANSPORT_TCP = 1,
CTI_SIP_TRANSPORT_UDP,
CTI_SIP_TRANSPORT_TLS
} SIP_TRANS_TYPE;
enum {
CTI_NO_URL = 0,
CTI_SIP_URL,
CTI_TEL_URL
} SIP_URL_TYPE;

typedef struct CallAttributeInfo
{
DWORD CallAttributeType;
DWORD PartyDNOffset;
DWORD PartyDNSize;
DWORD PartyPartitionOffset;
DWORD PartyPartitionSize;
DWORD DeviceNameOffset;
DWORD DeviceNameSize;
DWORD OverallCallSecurityStatus;
}

typedef struct CallAttributeInfo_ExtA0
{
DWORD CallAttributeType;
DWORD PartyDNOffset;
DWORD PartyDNSize;
DWORD PartyPartitionOffset;
DWORD PartyPartitionSize;
DWORD DeviceNameOffset;
DWORD DeviceNameSize;
DWORD OverallCallSecurityStatus;
DWORD TransactionID;//Secure R & M
} CallAttributeInfo_ExtA0;

typedef struct CallAttributeInfo_ExtB0
{
CallAttributeInfo_ExtA0 attr_a0;
DWORD ActiveToneDirection;
} CallAttributeInfo_ExtB0;

typedef struct CCMCallHandleInformation
{
DWORD CCMCallID;
}
enum
{
CallAttribute_Regular = 0,
CallAttribute_SilentMonitorCall,
CallAttribute_SilentMonitorCall_Target,
CallAttribute_RecordedCall,

```

```

CallAttribute_WhisperCoachingCall,
CallAttribute_WhisperCoachingCall_Target,
CallAttribute_Recorded_Automatic,
CallAttribute_Recorded_AppInitiatedSilent,
CallAttribute_Recorded_UserInitiatedFromApp,
CallAttribute_Recorded_UserInitiatedFromDevice
} CallAttributeType

typedef struct CallSecurityStausInfo
{
    DWORD CallSecurityStaus
} CallSecurityStausInfo
enum OverallCallSecurityStatus
{
    OverallCallSecurityStatus_Unknown = 0,
    OverallCallSecurityStatus_NotAuthenticated,
    OverallCallSecurityStatus_Authenticated,
    OverallCallSecurityStatus_Encrypted
};

typedef struct CPNInfo
{
    DWORD CallerPartyNumberType;//refer to CiscoNumberType
    DWORD CalledPartyNumberType;
    DWORD ConnectedIdNumberType;
    DWORD RedirectingPartyNumberType;
    DWORD RedirectionPartyNumberType;
    DWORD ModifiedCallingPartySize;
    DWORD ModifiedCallingPartyOffset;
    DWORD ModifiedCalledPartySize;
    DWORD ModifiedCalledPartyOffset;
    DWORD ModifiedConnectedIdSize;
    DWORD ModifiedConnectedIdOffset;
    DWORD ModifiedRedirectingPartySize;
    DWORD ModifiedRedirectingPartyOffset;
    DWORD ModifiedRedirectionPartySize;
    DWORD ModifiedRedirectionPartyOffset;
    DWORD GlobalizedCallingPartySize;
    DWORD GlobalizedCallingPartyOffset;
}
CPNInfo;
enum CiscoNumberType {
    NumberType_Unknown = 0, // UNKNOWN_NUMBER
    NumberType_International = 1, // INTERNATIONAL_NUMBER
    NumberType_National = 2, // NATIONAL_NUMBER
    NumberType_NetSpecificNum = 3, // NET_SPECIFIC_NUMBER
    NumberType_Subscriber = 4, // SUBSCRIBER_NUMBER
    NumberType_Abbreviated = 6 // ABBREVIATED_NUMBER
};

typedef struct Cisco_LineCallInfo_Ext000A0000
{
    ...
    //HuntList
    DWORD HuntPilotInfoOffset;//point to HuntPoiltInfo
    DWORD HuntPilotInfoSize;
    DWORD HuntPilotInfoCount;
    DWORD HuntPilotInfoElementFixedSize;

```

```

}CISCO_LINECALLINFO_EXT000A0000;
//HuntList

typedef struct HuntPilotInfo
{
    DWORD CallingPartyHuntPilotDNOffset;
    DWORD CallingPartyHuntPilotDNSize;
    DWORD CallingPartyHuntPilotPartitionOffset;
    DWORD CallingPartyHuntPilotPartitionSize;
    DWORD CalledPartyHuntPilotDNOffset;
    DWORD CalledPartyHuntPilotDNSize;
    DWORD CalledPartyHuntPilotPartitionOffset;
    DWORD CalledPartyHuntPilotPartitionSize;
    DWORD ConnectedPartyHuntPilotDNOffset;
    DWORD ConnectedPartyHuntPilotDNSize;
    DWORD ConnectedPartyHuntPilotPartitionOffset;
    DWORD ConnectedPartyHuntPilotPartitionSize;
}HuntPilotInfo;

typedef struct UniqueCallRefIDInfo
{
    DWORD UniqueCallRefIDOffset;
    DWORD UniqueCallRefIDSize;
} UniqueCallRefIDInfo;

typedef enum
{
    TSPCallAttribute_Normal = 0x00000000,
    TSPCallAttribute_IntercomOriginator = 0x00000001,
    TSPCallAttribute_IntercomTarget = 0x00000002,
    TSPCallAttribute_SilentMonitorCall = 0x00000004,
    TSPCallAttribute_SilentMonitorCall_Target = 0x00000008,
    TSPCallAttribute_RecordedCall = 0x00000010,
    TSPCallAttribute_ChaperoneCall = 0x00000020,
    TSPCallAttribute_CallForwardAllSet = 0x00000040,
    TSPCallAttribute_CallForwardAllClear = 0x00000080,
    TSPCallAttribute_WhisperMonitorCall = 0x00000100,
    TSPCallAttribute_WhisperMonitorCall_Target = 0x00000200,
    TSPCallAttribute_BIBCall = 0x00000400,
    TSPCallAttribute_ServerCall = 0x00000800,
    TSPCallAttribute_SendMediaToBIB = 0x00001000,
    TSPCallAttribute_DVOCall = 0x00002000,
    TSPCallAttribute_PersistentCall = 0x00004000,
    TSPTSPCallAttribute_AnnouncementCall = 0x00008000,
    TSPCallAttribute_NuRDCall = 0x00010000,

} CallAttributeBits

```

Cisco TSP exposes the multimedia capability information of a linedevice in the devspecific data of LINEGETCALLINFO when LineGetCallInfo is invoked with Extension version 0x000D0000 or higher.

The calling party and the called party multimedia capability is exposed as a structure DeviceVideoCapInfo in the DevSpecific part. This structure contains three fields:

- deviceVideoCapability,
- telepresenceInfo, and,
- screenCount.

```
typedef struct DeviceVideoCapInfo
{
    DWORD VideoCapStatus;
    DWORD TelepresenceInfo;
    DWORD ScreenCount;
} DeviceVideoCapInfo;
```

| Data fields           | Value                                                                                                                              |
|-----------------------|------------------------------------------------------------------------------------------------------------------------------------|
| DeviceVideoCapability | DeviceVideoCapability field contains the type value defined in the following enumeration [CiscoDeviceVideoCapabilityInfo].         |
| TelepresenceInfo      | This field indicates if Telepresence is enabled on the device, defined in the following enumeration [CiscoDeviceTelepresenceInfo]. |
| ScreenCount           | This field indicated the number of screens present on the device.                                                                  |

```
enum CiscoDeviceVideoCapabilityInfo
{
    CiscoDeviceVideoCapability_None = 0x00000000,
    CiscoDeviceVideoCapability_Enabled = 0x00000001,
};
enum CiscoDeviceTelepresenceInfo
{
    CiscoDeviceTelepresence_None = 0x00000000,
    CiscoDeviceTelepresence_Enabled = 0x00000001,
};
```

#### RecordingAttributeInfo\_ExtD0:

| Data fields                                                                          | Value                                                                                                  |
|--------------------------------------------------------------------------------------|--------------------------------------------------------------------------------------------------------|
| DWORD ForkingDeviceType;                                                             | Type of device forking the media for recording. Is of type MediaForkingType                            |
| DWORD ForkingDeviceNameOffset;<br>DWORD ForkingDeviceNameSize;                       | Offset/Size of the name of the device that is forking the media.                                       |
| DWORD ForkingClusterNameOffset;<br>DWORD ForkingClusterNameSize;                     | Offset/Size of the name of the cluster ID where the media is being forked                              |
| DWORD GatewayCallProtocolReferenceOffset;<br>DWORD GatewayCallProtocolReferenceSize; | Offset/Size of the gateway GUID of the call. Only applicable when recording is forked from the Gateway |

```
typedef struct RecordingAttributeInfo_ExtD0
{
    DWORD ForkingDeviceType;
    DWORD ForkingDeviceNameOffset;
    DWORD ForkingDeviceNameSize;
```

```

        DWORD ForkingClusterNameOffset;
        DWORD ForkingClusterNameSize;
        DWORD GatewayCallProtocolReferenceOffset; //Only applicable when
recording is invoked from GW
        DWORD GatewayCallProtocolReferenceSize;
    } RecordingAttributeInfo_ExtD0;

enum MediaForkingType
{
    MediaForkingType_NONE = 0,
    MediaForkingType_PHONE,
    MediaForkingType_GW
};

```

## Parameters

| Parameter                                                            | Value                                                                                                                                                                                                 |
|----------------------------------------------------------------------|-------------------------------------------------------------------------------------------------------------------------------------------------------------------------------------------------------|
| TapiCallerPartyUnicodeNameOffsetTapiCallerPartyUnicodeNameSize       | The size, in bytes, of the variably sized field that contains the Unicode Caller party identifier name information, and the offset, in bytes, from the beginning of the LINECALLINFO data structure   |
| TapiCallerPartyLocale                                                | The Unicode Caller party identifier name Locale information                                                                                                                                           |
| TapiCallerPartyUnicodeNameOffsetTapiCallerPartyUnicodeNameSize       | The size, in bytes, of the variably sized field that contains the Unicode Caller party identifier name information, and the offset, in bytes, from the beginning of the LINECALLINFO data structure   |
| TapiCallerPartyLocale                                                | The Unicode Caller party identifier name Locale information                                                                                                                                           |
| TapiCalledPartyUnicodeNameOffsetTapiCalledPartyUnicodeNameSize       | The size, in bytes, of the variably sized field that contains the Unicode Called party identifier name information and the offset, in bytes, from the beginning of the LINECALLINFO data structure    |
| TapiCalledPartyLocale                                                | The Unicode Called party identifier name locale information                                                                                                                                           |
| TapiConnectedPartyUnicodeNameOffsetTapiConnectedPartyUnicodeNameSize | The size, in bytes, of the variably sized field that contains the Unicode Connected party identifier name information and the offset, in bytes, from the beginning of the LINECALLINFO data structure |
| TapiConnectedPartyLocale                                             | The Unicode Connected party identifier name locale information                                                                                                                                        |

| Parameter                                                                | Value                                                                                                                                                                                                   |
|--------------------------------------------------------------------------|---------------------------------------------------------------------------------------------------------------------------------------------------------------------------------------------------------|
| TapiRedirectionPartyUnicodeNameOffsetTapiRedirectionPartyUnicodeNameSize | The size, in bytes, of the variably sized field that contains the Unicode Redirection party identifier name information and the offset, in bytes, from the beginning of the LINECALLINFO data structure |
| TapiRedirectionPartyLocale                                               | The Unicode Redirection party identifier name locale information                                                                                                                                        |
| TapiRedirectingPartyUnicodeNameOffsetTapiRedirectingPartyUnicodeNameSize | The size, in bytes, of the variably sized field that contains the Unicode Redirecting party identifier name information and the offset, in bytes, from the beginning of the LINECALLINFO data structure |
| TapiRedirectingPartyLocale                                               | The Unicode Redirecting party identifier name locale information                                                                                                                                        |
| SRTPKeyInfoStructureOffset                                               | Point to SRTPKeyInfoStructure                                                                                                                                                                           |
| SRTPKeyInfoStructureSize                                                 | Total size of SRTP information                                                                                                                                                                          |
| SRTPKeyInfoStructureElementCount                                         | Number of SRTPKeyInfoStructure element                                                                                                                                                                  |
| SRTPKeyInfoStructureElementFixedSize                                     | Fixed size of SRTPKeyInfoStructure                                                                                                                                                                      |
| SecureMediaIndicator                                                     | Indicates whether media is secure and whether application is authorized for key information                                                                                                             |
| MasterKeyOffsetMasterKeySize                                             | The offset and size of SRTP MasterKey information                                                                                                                                                       |
| MasterSaltOffsetMasterSaltSize                                           | The offset and size of SRTP MasterSaltKey information                                                                                                                                                   |
| AlgorithmID                                                              | Specifies negotiated SRTP algorithm ID                                                                                                                                                                  |
| IsMKIPresent                                                             | Indicates whether MKI is present                                                                                                                                                                        |
| KeyDerivationRate                                                        | Provides the KeyDerivationRate                                                                                                                                                                          |
| DSCPValueForAudioCalls                                                   | The DSCP value for Audio Calls                                                                                                                                                                          |
| CallerIDPartitionOffsetCallerIDPartitionSize                             | The size, in bytes, of the variably sized field that contains the Caller party identifier partition information and the offset, in bytes, from the beginning of LINECALLINFO data structure             |
| CalledIDPartitionOffsetCalledIDPartitionSize                             | The size, in bytes, of the variably sized field that contains the Called party identifier partition information and the offset, in bytes, from the beginning of LINECALLINFO data structure             |

| Parameter                                              | Value                                                                                                                                                                                                                                                                                                                                                                                                                                                                                                                                                                                                                                                                                                                                                                                                       |
|--------------------------------------------------------|-------------------------------------------------------------------------------------------------------------------------------------------------------------------------------------------------------------------------------------------------------------------------------------------------------------------------------------------------------------------------------------------------------------------------------------------------------------------------------------------------------------------------------------------------------------------------------------------------------------------------------------------------------------------------------------------------------------------------------------------------------------------------------------------------------------|
| ConnectedIDPartitionOffsetConnecetedIDPartitionSize    | The size, in bytes, of the variably sized field that contains the Connected party identifier partition information and the offset, in bytes, from the beginning of LINECALLINFO data structure                                                                                                                                                                                                                                                                                                                                                                                                                                                                                                                                                                                                              |
| RedirectionIDPartitionOffsetRedirectionIDPartitionSize | The size, in bytes, of the variably sized field that contains the Redirection party identifier partition information, and the offset, in bytes, from the beginning of LINECALLINFO data structure                                                                                                                                                                                                                                                                                                                                                                                                                                                                                                                                                                                                           |
| RedirectingIDPartitionOffsetRedirectingIDPartitionSize | The size, in bytes, of the variably sized field that contains the Redirecting party identifier partition information and the offset, in bytes, from the beginning of LINECALLINFO data structure                                                                                                                                                                                                                                                                                                                                                                                                                                                                                                                                                                                                            |
| ExtendedCallReason                                     | <p>Presents all the last feature-related CTI Call reason code to the application as an extension to the standard reason codes that TAPI supports. This provides the feature-specific information per call. As phones that are running SIP are supported through CTI, new features can get introduced for phones that are running on SIP during releases.</p> <p><b>Note</b> Be aware that this field is not backward compatible and can change as changes or additions are made in the SIP phone support for a feature. Applications should implement some default behavior to handle any unknown reason codes that might be provided through this field.</p> <p>For Refer, the reason code specified is CtiCallReason_Refer.</p> <p>For Replaces, the reason code specified is CtiCallReason_Replaces.</p> |
| CallerIDURLOffsetCallerIDURLSize                       | The size, in bytes, of the variably sized field that contains the Caller party identifier URL information and the offset, in bytes, from the beginning of LINECALLINFO data structure                                                                                                                                                                                                                                                                                                                                                                                                                                                                                                                                                                                                                       |
| CalledIDURLOffsetCalledIDURLSize                       | The size, in bytes, of the variably sized field that contains the Called party identifier URL information and the offset, in bytes, from the beginning of LINECALLINFO data structure                                                                                                                                                                                                                                                                                                                                                                                                                                                                                                                                                                                                                       |
| ConnectedIDURLOffsetConnecetedIDURLSize                | The size, in bytes, of the variably sized field that contains the Connected party identifier URL information and the offset, in bytes, from the beginning of LINECALLINFO data structure                                                                                                                                                                                                                                                                                                                                                                                                                                                                                                                                                                                                                    |

| Parameter                                                                  | Value                                                                                                                                                                                                       |
|----------------------------------------------------------------------------|-------------------------------------------------------------------------------------------------------------------------------------------------------------------------------------------------------------|
| RedirectionIDURLOffsetRedirectionIDURLSize                                 | The size, in bytes, of the variably sized field that contains the Redirection party identifier URL information and the offset, in bytes, from the beginning of LINECALLINFO data structure                  |
| RedirectingIDURLOffsetRedirectingIDURLSize                                 | The size, in bytes, of the variably sized field that contains the Redirecting party identifier URL information and the offset, in bytes, from the beginning of LINECALLINFO data structure                  |
| CallAttributeType                                                          | Identifies whether the following information (DN.Partition.DeviceName) is for a regular call, a monitoring call, a monitored call, or a recording call                                                      |
| PartyDNOffset,<br>PartyDNSize,                                             | The size, in bytes, of the variably sized field that contains the Monitoring/Monitored/Recorder party DN information and the offset, in bytes, from the beginning of the LINECALLINFO data structure        |
| PartyPartitionOffset<br>PartyPartitionSize                                 | The size, in bytes, of the variably sized field that contains the Monitoring/Monitored/Recorder party partition information and the offset, in bytes, from the beginning of the LINECALLINFO data structure |
| DeviceNameOffset<br>DeviceNameSize                                         | The size, in bytes, of the variably sized field that contains the Monitoring/Monitored/Recorder party device name and the offset, in bytes, from the beginning of the LINECALLINFO data structure           |
| OverallCallSecurityStatus                                                  | The security status of the call for two-party calls and conference calls                                                                                                                                    |
| CCMCallID                                                                  | The Cisco Unified Communications Manager caller ID for each call leg                                                                                                                                        |
| CallingPartyHuntPilotDNOffset CallingPartyHuntPilotDNSize                  | The size, in bytes, of the variably sized field containing the Hunt Pilot DN, and the offset, in bytes, from the beginning of LINECALLINFO data structure.                                                  |
| CallingPartyHuntPilotPartitionOffset<br>CallingPartyHuntPilotPartitionSize | The size, in bytes, of the variably sized field containing the Hunt Pilot Partition, and the offset, in bytes, from the beginning of LINECALLINFO data structure.                                           |
| CalledPartyHuntPilotDNOffset<br>CalledPartyHuntPilotDNSize                 | The size, in bytes, of the variably sized field containing the Hunt Pilot DN, and the offset, in bytes, from the beginning of LINECALLINFO data structure.                                                  |

| Parameter                                                                      | Value                                                                                                                                                             |
|--------------------------------------------------------------------------------|-------------------------------------------------------------------------------------------------------------------------------------------------------------------|
| CalledPartyHuntPilotPartitionOffset<br>CalledPartyHuntPilotPartitionSize       | The size, in bytes, of the variably sized field containing the Hunt Pilot Partition, and the offset, in bytes, from the beginning of LINECALLINFO data structure. |
| ConnectedPartyHuntPilotDNOffset ConnectedPartyHuntPilotDNSize                  | The size, in bytes, of the variably sized field containing the Hunt Pilot DN, and the offset, in bytes, from the beginning of LINECALLINFO data structure.        |
| ConnectedPartyHuntPilotPartitionOffset<br>ConnectedPartyHuntPilotPartitionSize | The size, in bytes, of the variably sized field containing the Hunt Pilot Partition, and the offset, in bytes, from the beginning of LINECALLINFO data structure. |
| IsChaperoneCall                                                                | This field specifies whether the call is a chaperone call or not.                                                                                                 |

To indicate that partition information exists in the LINECALLINFO structure, the system fires a LINECALLINFOSTATE\_DEVSPECIFIC event. The bit map indicating the change is defined as the following:

|                                        |                         |
|----------------------------------------|-------------------------|
| SLDST_SRTP_INFO                        | 0x00000001              |
| SLDST_QOS_INFO                         | 0x00000002              |
| SLDST_PARTITION_INFO                   | 0x00000004              |
| SLDST_EXTENDED_CALL_INFO               | 0x00000008              |
| SLDST_CALL_ATTRIBUTE_INFO              | 0x00000010 //M&R        |
| SLDST_CCM_CALL_ID                      | 0x00000020 //M&R        |
| SLDST_SECURITY_STATUS_INFO             | 0x00000040 //SecureConf |
| SLDST_NUMBER_TYPE_CHANGED              | 0x00000080 //CPN        |
| SLDST_GLOBALIZED_CALLING_PARTY_CHANGED | 0x00000100 //CPN        |
| SLDST_FAR_END_IP_ADDRESS_CHANGED       | 0x00000200//IPv6 new    |
| SLDST_UNIQUE_CALL_REF_ID_INFO          | 0x00000400              |
| SLDST_DEVICE_VIDEO_CAP_INFO            | 0x00000800              |
| SLDST_MULTIMEDIA_STREAMS_INFO          | 0x00001000              |

```

LINEDEVSPECIFIC{
    hDevice = hcall //call handle for which the info has changed.
    dwParam1 = SLDST_LINECALLINFO_DEVSPECIFICDATA //indicates DevSpecific
portion's changed
    dwParam2 = SLDST_SRTP_INFO | SLDST_QOS_INFO | SLDST_PARTITION_INFO |
SLDST_EXTENDED_CALL_INFO | SLDST_CALL_ATTRIBUTE_INFO | SLDST_CCM_CALLID |
SLDST_CALL_SECURITY_STATUS | SLDST_NUMBER_TYPE_CHANGED |
SLDST_GLOBALIZED_CALLING_PARTY_CHANGED | SLDST_FAR_END_IP_ADDRESS_CHANGED
|
SLDST_UNIQUE_CALL_REF_ID_INFO | SLDST_DEVICE_VIDEO_CAP_INFO |
SLDST_MULTIMEDIA_STREAMS_INFO
    dwParam3 = ...
    dwParam3 will be security indicator if dwParam2 has bit set for
SLDST_SRTP_INFO
}

```

## LINECALLPARAMS

Cisco TSP implements several line device-specific extensions that require applications to use LINECALLPARAMS structure to pass relevant data in the lineMakeCall request.

### Details

With extension 0x00080001 feature priority is introduced for DoNotDisturb-Reject feature. Feature priority can be specified in DevSpecific part of LINECALLPARAMS (dwDevSpecificSize and dwDevSpecificOffset) as

```

typedef struct LineParams
{
    DWORD FeaturePriority;
} LINE_PARAMS;

```

Starting with extension 0x000D0000 Feature Priority data is included in Cisco\_CallParamsDevSpecific structure that replaces LineParams structure. The Cisco\_CallParamsDevSpecific structure is defined in CiscoLineDevSpecificMsg.h header file as follows:

```

typedef struct Cisco_CallParamsDevSpecific_tag
{
    DWORD CallPriority;
    DWORD DevSpecificFlags;
} Cisco_CallParamsDevSpecific;

```

The DevSpecificFlags field in that structure is used to identify a specific feature and can be set to one of the following:

```

#define Cisco_CALLPARAMS_DEVSPECIFICFLAGS_PRIORITYCALL    0x00000001
#define Cisco_CALLPARAMS_DEVSPECIFICFLAGS_PERSISTENTCALL  0x00000002
#define Cisco_CALLPARAMS_DEVSPECIFICFLAGS_ANNOUNCEMENTCALL 0x00000004

```

Cisco\_CALLPARAMS\_DEVSPECIFICFLAGS\_PRIORITYCALL indicates the feature priority call for DoNotDisturb-Reject feature. The CallPriority field in Cisco\_CallParamsDevSpecific structure should be used to specify feature priority.

Cisco\_CALLPARAMS\_DEVSPECIFICFLAGS\_PERSISTENTCALL indicates that Persistent Call is to be created. In this case, two other LINECALLPARAMS fields are used:

- CallingPartyID (dwCallingPartyIDSize and dwCallingPartyIDOffset) is used to specify calling-party ID
- DisplayableAddress (dwDisplayableAddress Size and dwDisplayableAddress Offset) is used to specify calling-party ID name

Cisco\_CALLPARAMS\_DEVSPECIFICFLAGS\_ANNOUNCEMENTCALL indicates that Announcement call is to be created. In that case CallData field in the LINECALLPARAMS structure is used to specify an announcement ID. Announcement ID (or media-content ID) is a string with a maximum length defined in CiscoLineDevSpecificMsg.h as MAX\_CISCO\_TSP\_MEDIA\_CONTENT\_ID\_SIZE.

## LINEDEVSTATUS

Cisco TSP implements several line device-specific extensions and uses the DevSpecific (dwDevSpecificSize and dwDevSpecificOffset) variably sized area of the LINEDEVSTATUS data structure for those extensions. Cisco TSP defines the DevSpecific area layout in the Cisco\_LineDevStatus\_Ext structure in the CiscoLineDevSpecificMsg.h header file. The extension version in which the data was introduced provides basis for how the data in that structure is organized.

```
// LINEDEVSTATUS Dev Specific extension //
typedef struct Cisco_LineDevStatus_Ext
{
    Cisco_LineDevStatus_Ext00060000    ext60;
    Cisco_LineDevStatus_Ext00070000    ext70;
    Cisco_LineDevStatus_Ext00080000    ext80;
} CISCO_LINEDEVSTATUS_EXT;

typedef struct Cisco_LineDevStatus_Ext00080000
{
    CISCOLINEDEVSTATUS_DONOTDISTURB doNotDisturbStatus;
} CISCO_LINEDEVSTATUS_EXT00080000;

typedef struct CiscoLineDevStatus_DoNotDisturb
{
    DWORD m_LineDevStatus_DoNotDisturbOption;
    DWORD m_LineDevStatus_DoNotDisturbStatus;
} CISCOLINEDEVSTATUS_DONOTDISTURB;
```

For a specific line device, the extension area will include a portion of this structure, starting from the beginning and up to the extension version that an application negotiated.

### Detail

The individual extension version substructure definitions follow:

```
// LINEDEVSTATUS 00060000 extension //
typedef struct Cisco_LineDevStatus_Ext00060000
{
    DWORD dwSupportedEncoding;
} CISCO_LINEDEVSTATUS_EXT00060000;
```

```
//    LINEDEVSTATUS 00070000  extension    //
typedef struct Cisco_LineDevStatus_Ext00070000
{
    char lpszAlternateScript[MAX_ALTERNATE_SCRIPT_SIZE];
    // An empty string means there is no alternate script configured
    // or the phone does not support alternate scripts
} CISCO_LINEDEVSTATUS_EXT00070000;

//    LINEDEVSTATUS 00080000  extension    //
//    Status extension 00080000 Data Structure//
typedef struct Cisco_LineDevStatus_Ext00080000
{
    CISCOLINEDEVSTATUS_DONOTDISTURB doNotDisturbStatus;
} CISCO_LINEDEVSTATUS_EXT00080000;

typedef struct CiscoLineDevStatus_DoNotDisturb
{
    DWORD m_LineDevStatus_DoNotDisturbOption;
    DWORD m_LineDevStatus_DoNotDisturbStatus;
} CISCOLINEDEVSTATUS_DONOTDISTURB;
```

You can find additional information on the DevSpecific structure layout and data in the CiscoLineDevSpecificMsg.h header file.

The CiscoLineDevStatus\_DoNotDisturb structure belongs to the LINEDEVSTATUS\_DEV\_SPECIFIC\_DATA structure and gets used to reflect the current state of the Do Not Disturb feature.

## Parameters

### DWORD dwSupportEncoding

This parameter indicates the Support Encoding for the Unicode Party names that are being sent in device-specific extension of the LINECALLINFO structure.

The typical values could be

```
enum {
    UnknownEncoding = 0, // Unknown encoding
    NotApplicableEncoding = 1, // Encoding not applicable to this device
    AsciiEncoding = 2,      // ASCII encoding
    Ucs2UnicodeEncoding = 3  // UCS-2 Unicode encoding
}
```



**Note** Be aware that the dwSupportedEncoding extension is only available if extension version 0x00060000 or higher is negotiated.

### LPCSTR lpszAlternateScript

This parameter specifies the alternate script that the device supports. An empty string indicates the device does not support or is not configured with an alternate script.

The only supported script in this release is "Kanji" for the Japanese locale.

**m\_LineDevStatus\_DoNotDisturbOption**

This field contains DND option that is configured for the device and can comprise one of the following enum values:

```
enum CiscoDoNotDisturbOption {    DoNotDisturbOption_NONE        = 0,
    DoNotDisturbOption_RINGEROFF = 1,
    DoNotDisturbOption_REJECT    = 2
};
```

m\_LineDevStatus\_DoNotDisturbStatus field contains current DND status on the device and can be one of the following enum values:

```
enum CiscoDoNotDisturbStatus {
    DoNotDisturbStatus_UNKNOWN = 0,
    DoNotDisturbStatus_ENABLED = 1,
    DoNotDisturbStatus_DISABLED = 2
};
```

**Note**

Be aware that this extension is only available if extension version 8.0 (0x00080000) or higher is negotiated.

## CCiscoLineDevSpecific

This section provides information on how to perform Cisco Unified TAPI specific functions with the CCiscoLineDevSpecific class, which represents the parent class to all the following classes. It comprises a virtual class and is provided here for informational purposes.

```
CCiscoLineDevSpecific|
+--CCiscoLineDevSpecificMsgWaiting
|
+--CCiscoLineDevSpecificMsgWaitingDirn
|
+--CCiscoLineDevSpecificUserControlRTPStream
|
+--CCiscoLineDevSpecificSetStatusMsgs
|
+--CCiscoLineDevSpecificSwapHoldSetupTransfer
|
+--CCiscoLineDevSpecificRedirectResetOrigCalled
|
+--CCiscoLineDevSpecificRedirectSetOrigCalled
|
+--CCiscoLineDevSpecificPortRegistrationPerCall
|
+--CCiscoLineDevSpecificSetRTPParamsForCall
|
+--CCiscoLineDevSpecificJoin
|
+--CCiscoLineDevSpecificRedirectFACCMC
|
+--CCiscoLineDevSpecificBlindTransferFACCMC
```

```

|
+--CCiscoLineDevSpecificCTIPortThirdPartyMonitor
|
+--CCiscoLineDevSpecificUserSetSRTPAlgorithmID
|
+--CCiscoLineDevSpecificSendLineOpen
|
+--CCiscoLineDevSpecificAcquire
|
+--CCiscoLineDevSpecificDeacquire
|
+--CCiscoLineDevSpecificStartCallMonitoring
|
+--CCiscoLineDevSpecificStartCallRecording
|
+--CCiscoLineDevSpecificStopCallRecording
|
+--CCiscoLineSetIntercomSpeeddial
|
+--CCiscoLineIntercomTalkback
|
+--CciscoSetupTransferWithoutMedia
|
+--CCiscoLineDevSpecificSetMsgSummary
|
+--CCiscoLineDevSpecificSetMsgSummaryDirn
|
+--CCiscoLineDevSpecificSetRTTPParamsForCallIPv6
|
+--CCiscoLineDevSpecificSetIPv6AddressAndMode
|
+--CCiscoLineDevSpecificDirectTransfer
|
+--CCiscoLineDevSpecificRegisterCallPickupGroupForNotification
|
+--CCiscoLineDevSpecificUnRegisterCallPickupGroupForNotification
|
+--CCiscoLineDevSpecificCallPickupRequest
|
+--CCiscoLineDevSpecificPlaytone
|
+--CCiscoLineDevSpecificStartSendMediaToBIBRequest
|
+--CCiscoLineDevSpecificStopSendMediaToBIBRequest
|
+--CCiscoLineDevSpecificMonitoringUpdateMode
|
+--CCiscoLineDevSpecificEnableFeatureSupport
|
+--CCiscoLineRedirectWithFeaturePriority
|
+--CciscoLineDevSpecificAddRemoteDestination
|
+--CciscoLineDevSpecificUpdateRemoteDestination
|
+--CciscoLineDevSpecificRemoveRemoteDestination
|
+--CciscoLineDevSpecificHoldEx

```

## Header File

The file `CiscoLineDevSpecific.h` contains the constant, structure, and class definition for the Cisco line device-specific classes.

## Class Detail

```
class CCiscoLineDevSpecific
{
public:
    CCiscoLineDevSpecific(DWORD msgType);
    virtual ~CCiscoLineDevSpecific();
    DWORD GetMsgType(void) const {return m_MsgType;}
    void* lpParams() {return &m_MsgType;}
    virtual DWORD dwSize() = 0;
private:
    DWORD m_MsgType;
};
```

## Functions

### **lpParams()**

You can use function to obtain the pointer to the parameter block.

### **dwSize()**

Function will give the size of the parameter block area.

## Parameter

### **m\_MsgType**

Specifies the type of message.

## Subclasses

Each subclass of `CCiscoLineDevSpecific` includes a different value that is assigned to the parameter `m_MsgType`. If you are using C instead of C++, this represents the first parameter in the structure.

## Enumeration

The `CiscoLineDevSpecificType` enumeration provides valid message identifiers.

```
enum CiscoLineDevSpecificType
{
    SLDST_MSG_WAITING = 1,
    SLDST_MSG_WAITING_DIRN,
    SLDST_USER_CTRL_OF_RTP_STREAM,
```

```

SLDST_SET_STATUS_MESSAGES,
SLDST_NUM_TYPE,
SLDST_SWAP_HOLD_SETUP_TRANSFER, // Not Supported in CiscoTSP 3.4 and
Beyond
SLDST_REDIRECT_RESET_ORIG_CALLED,
SLDST_REDIRECT_SET_ORIG_CALLED,
SLDST_USER_RECEIVE_RTP_INFO,
SLDST_USER_SET_RTP_INFO,
SLDST_JOIN,
SLDST_REDIRECT_FAC_CMC,
SLDST_BLIND_TRANSFER_FAC_CMC,
SLDST_CTI_PORT_THIRD_PARTY_MONITOR,
SLDST_ACQUIRE,
SLDST_DE_ACQUIRE,
SLDST_USER_SET_SRTP_ALGORITHM_ID,
SLDST_SEND_LINE_OPEN,
SLDST_START_CALL_MONITORING,
SLDST_START_CALL_RECORDING,
SLDST_STOP_CALL_RECORDING,
SLDST_LINE_SET_INTERCOM_SPEEDDIAL,
SLDST_LINE_INTERCOM_TALKBACK,
SLDST_REDIRECT_WITH_FEATURE_PRIORITY,
SLDST_USER_SET_RTP_INFO_IPv6,
SLDST_USER_SET_IPv6_ADDRESS_AND_MODE,
SLDST_SETUP_TRANSFER_WITHOUT_MEDIA,
SLDST_DIRECT_TRANSFER,
SLDST_MSG_SUMMARY,
SLDST_MSG_SUMMARY_DIRN,
SLDST_CALLPICKUP_GROUP_REGISTER,
SLDST_CALLPICKUP_GROUP_UNREGISTER,
SLDST_CALLPICKUP_CALL,
SLDST_PLAY_TONE,
SLDST_START_SEND_MEDIA_TO_BIB,
SLDST_STOP_SEND_MEDIA_TO_BIB,
SLDST_UPDATE_MONITOR_MODE,
SLDST_ENABLE_FEATURE_SUPPORT,
SLDST_ADD_REMOTE_DESTINATION,
SLDST_REMOVE_REMOTE_DESTINATION,
SLDST_UPDATE_REMOTE_DESTINATION,
SLDST_HOLD_EX
};

```

## Message Waiting

The `CCiscoLineDevSpecificMsgWaiting` class turns the message waiting lamp on or off for the line that the `hLine` parameter specifies.



### Note

This extension does not require an extension version to be negotiated.

```

CCiscoLineDevSpecific
|
+---CCiscoLineDevSpecificMsgWaiting

```

## Class Detail

```
class CCiscoLineDevSpecificMsgWaiting : public CCiscoLineDevSpecific
{
public:
    CCiscoLineDevSpecificMsgWaiting() :
CCiscoLineDevSpecific(SLDST_MSG_WAITING){}
    virtual ~CCiscoLineDevSpecificMsgWaiting() {}
    virtual DWORD dwSize(void) const {return sizeof(*this)-4;}
    DWORD m_BlinkRate;
};
```

## Parameters

### DWORD m\_MsgType

Equals SLDST\_MSG\_WAITING.

### DWORD m\_BlinkRate

Any supported PHONELAMPMODE\_constants that are specified in the phoneSetLamp() function.



#### Note

Cisco Unified IP Phone 7900 Series supports only PHONELAMPMODE\_OFF and PHONELAMPMODE\_STEADY

## Message Waiting Dirn

The CCiscoLineDevSpecificMsgWaitingDirn class turns the message waiting lamp on or off for the line that a parameter specifies and remains independent of the hLine parameter.



#### Note

This extension does not require an extension version to be negotiated.

```
CCiscoLineDevSpecific
|
+--CCiscoLineDevSpecificMsgWaitingDirn
```

## Class Detail

```
class CCiscoLineDevSpecificMsgWaitingDirn : public CCiscoLineDevSpecific
{
public:
    CCiscoLineDevSpecificMsgWaitingDirn() :
        CCiscoLineDevSpecific(SLDST_MSG_WAITING_DIRN) {}
    virtual ~CCiscoLineDevSpecificMsgWaitingDirn() {}
    virtual DWORD dwSize(void) const {return sizeof(*this)-4;}
};
```

```

    DWORD m_BlinkRate;
    char m_Dirn[25];
};

```

## Parameters

### DWORD m\_MsgType

Specifies SLDST\_MSG\_WAITING\_DIRN.

### DWORD m\_BlinkRate

As in the CCiscoLineDevSpecificMsgWaiting message.



#### Note

Cisco Unified IP Phone 7900 Series supports only PHONELAMPMODE\_OFF and PHONELAMPMODE\_STEADY

### char m\_Dirn[25]

The directory number for which the message waiting lamp should be set.

## Message Summary

Use the CCiscoLineDevSpecificSetMsgSummary class to turn the message waiting lamp on or off as well as to provide voice and fax message counts for the line specified by the hLine parameter.



#### Note

Be aware that this extension does not require an extension version to be negotiated.

```

CCiscoLineDevSpecific
|
+--CCiscoLineDevSpecificSetMsgSummary

```

## Class Detail

```

class CCiscoLineDevSpecificSetMsgSummary : public CCiscoLineDevSpecific
{
public:
    CCiscoLineDevSpecificSetMsgSummary() :
CCiscoLineDevSpecific(SLDST_MSG_SUMMARY){}
    virtual ~CCiscoLineDevSpecificSetMsgSummary() {}
    virtual DWORD dwSize(void) const {return sizeof(*this)-4;}
    DWORD m_BlinkRate;
    MSG_SUMMARY m_MessageSummary;
};

```

## Parameters

### DWORD m\_MsgType

equals SLDST\_MSG\_SUMMARY.

### DWORD m\_BlinkRate

is any supported PHONELAMPMODE\_constants specified in the phoneSetLamp() function.

### MSG\_SUMMARY m\_MessageSummary

A data structure with the following format:

```
typedef struct {
DWORD m_voiceCounts; // indicates if new voice counts are
                      // provided. True = counts will be displayed
                      // on supported phones.
DWORD m_totalNewVoiceMsgs; // specifies the total number of new
                           // voice messages. This number includes all
                           // the high and normal priority voice
                           // messages that are new.
DWORD m_totalOldVoiceMsgs; // specifies the total number of old
                           // voice messages. This number includes all
                           // high and normal priority voice messages
                           // that are old.
DWORD m_highPriorityVoiceCounts; // indicates if old voice
                                // counts are provided. True = counts will be
                                // displayed on supported phones.
DWORD m_newHighPriorityVoiceMsgs; //specifies the number of new
                                // high priority voice messages.
DWORD m_oldHighPriorityVoiceMsgs; //specifies the number of old
                                // high priority voice messages.
DWORD m_faxCounts; // indicates if new fax counts are
                   // provided. True = counts will be displayed
                   // on supported phones.
DWORD m_totalNewFaxMsgs; // specifies the total number of new
                         // fax messages. This number includes all
                         // the high and normal priority fax
                         // messages that are new.
DWORD m_totalOldFaxMsgs; // specifies the total number of old
                         // fax messages. This number includes all
                         // high and normal priority fax messages
                         // that are old.
DWORD m_highPriorityFaxCounts; // indicates if old fax counts
                              // are provided. True = counts will be
                              // displayed on supported phones.
DWORD m_newHighPriorityFaxMsgs; // specifies the number of new
                              // high priority fax messages.
DWORD m_oldHighPriorityFaxMsgs; // specifies the number of old
                              // high priority fax messages.
} MSG_SUMMARY;
```

## Message Summary Dirn

Use the `CCiscoLineDevSpecificSetMsgSummaryDirn` class to turn the message waiting lamp on or off and to provide voice and fax message counts for the line specified by a parameter and is independent of the `hLine` parameter.


**Note**

Be aware that this extension does not require an extension version to be negotiated.

```
CCiscoLineDevSpecific
|
+--CCiscoLineDevSpecificSetMsgSummaryDirn
```

## Class Detail

```
class CCiscoLineDevSpecificSetMsgSummaryDirn : public CCiscoLineDevSpecific
{
public:
    CCiscoLineDevSpecificSetMsgSummaryDirn() :
CCiscoLineDevSpecific(SLDST_MSG_SUMMARY_DIRN) {}
    virtual ~CCiscoLineDevSpecificSetMsgSummaryDirn() {}
    virtual DWORD dwSize(void) const {return sizeof(*this)-4;}
    DWORD m_BlinkRate;
    char m_Dirn[25];
    MSG_SUMMARY m_MessageSummary;
};
```

## Parameters

**DWORD m\_MsgType**

equals `SLDST_MSG_SUMMARY_DIRN`.

**DWORD m\_BlinkRate**

is as in the `CCiscoLineDevSpecificSetMsgSummary` message.

`char m_Dirn[25]`

is the directory number for which the message waiting lamp should be set.

**MSG\_SUMMARY m\_MessageSummary**

A data structure with the following format:

```
typedef struct {
DWORD m_voiceCounts; // indicates if new voice counts are
                    // provided. True = counts will be displayed
                    // on supported phones.
DWORD m_totalNewVoiceMsgs; // specifies the total number of new
                          // voice messages. This number includes all
```

```

        // the high and normal priority voice
        // messages that are new.
DWORD m_totalOldVoiceMsgs; // specifies the total number of old
        // voice messages. This number includes all
        // high and normal priority voice messages
        // that are old.
DWORD m_highPriorityVoiceCounts; // indicates if old voice
        // counts are provided. True = counts will be
        // displayed on supported phones.
DWORD m_newHighPriorityVoiceMsgs; //specifies the number of new
        // high priority voice messages.
DWORD m_oldHighPriorityVoiceMsgs; //specifies the number of old
        // high priority voice messages.
DWORD m_faxCounts; // indicates if new fax counts are
        // provided. True = counts will be displayed
        // on supported phones.
DWORD m_totalNewFaxMsgs; // specifies the total number of new
        // fax messages. This number includes all
        // the high and normal priority fax
        // messages that are new.
DWORD m_totalOldFaxMsgs; // specifies the total number of old
        // fax messages. This number includes all
        // high and normal priority fax messages
        // that are old.
DWORD m_highPriorityFaxCounts; // indicates if old fax counts
        // are provided. True = counts will be
        // displayed on supported phones.
DWORD m_newHighPriorityFaxMsgs; // specifies the number of new
        // high priority fax messages.
DWORD m_oldHighPriorityFaxMsgs; // specifies the number of old
        // high priority fax messages.
    } MSG_SUMMARY;

```

## Audio Stream Control

The `CCiscoLineDevSpecificUserControlRTPStream` class controls the audio stream of a line. To use this class you must call the `lineNegotiateExtVersion` API before opening the line. When `lineNegotiateExtVersion` is called ensure the highest bit is set on both the `dwExtLowVersion` and `dwExtHighVersion` parameters. This causes the call to `lineOpen` to behave differently. The line does not actually open, but waits for a `lineDevSpecific` call to complete the open with more information. The `CCiscoLineDevSpecificUserControlRTPStream` class provides the extra information that is required.

```

CCiscoLineDevSpecific
|
+--CCiscoLineDevSpecificUserControlRTPStream

```

### Procedure

- 1 Call `lineNegotiateExtVersion` for the `deviceId` of the line that is to be opened (OR 0x80000000 with the `dwExtLowVersion` and `dwExtHighVersion` parameters).
- 2 Call `lineOpen` for the `deviceId` of the line that is to be opened.
- 3 Call `lineDevSpecific` with a `CCiscoLineDevSpecificUserControlRTPStream` message in the `lpParams` parameter.

## Class Detail

```
class CCiscoLineDevSpecificUserControlRTPStream : public
CCiscoLineDevSpecific
{
public:
    CCiscoLineDevSpecificUserControlRTPStream() :
        CCiscoLineDevSpecific(SLDST_USER_CTRL_OF_RTP_STREAM),
        m_ReceiveIP(-1),
        m_ReceivePort(-1),
        m_NumAffectedDevices(0)
        {
            memset(m_AffectedDeviceID, 0, sizeof(m_AffectedDeviceID));
        }
    virtual ~CCiscoLineDevSpecificUserControlRTPStream() {}
    DWORD m_ReceiveIP;    // UDP audio reception IP
    DWORD m_ReceivePort; // UDP audio reception port
    DWORD m_NumAffectedDevices;
    DWORD m_AffectedDeviceID[10];
    DWORD m_MediaCapCount;
    MEDIA_CAPS m_MediaCaps;
    virtual DWORD dwSize(void) const {return sizeof(*this)-4;}
};
```

## Parameters

### DWORD m\_MsgType

Equals SLDST\_USER\_CTRL\_OF\_RTP\_STREAM

### DWORD m\_ReceiveIP:

The RTP audio reception IP address in network byte order

### DWORD m\_ReceivePort:

The RTP audio reception port in network byte order

### DWORD m\_NumAffectedDevices:

The TSP returns this value. It contains the number of deviceIDs in the m\_AffectedDeviceID array that are valid. Any device with multiple directory numbers that are assigned to it will have multiple TAPI lines, one per directory number.

### DWORD m\_AffectedDeviceID[10]:

The TSP returns this value. It contains the list of deviceIDs for any device that is affected by this call. Do not call lineDevSpecific for any other device in this list.

### DWORD m\_mediaCapCount

The number of codecs that are supported for this line.

**MEDIA\_CAPS m\_MediaCaps -**

A data structure with the following format:

```
typedef struct {
    DWORD MediaPayload;
    DWORD MaxFramesPerPacket;
    DWORD G723BitRate;
} MEDIA_CAPS[MAX_MEDIA_CAPS_PER_DEVICE];
```

This data structure defines each codec that is supported on a line. The limit specifies 18. The following description shows each member in the MEDIA\_CAPS data structure:

MediaPayload specifies an enumerated integer that contains one of the following values:

```
enum {
    Media_Payload_G711Alaw64k = 2,
    Media_Payload_G711Alaw56k = 3, // "restricted"
    Media_Payload_G711Ulaw64k = 4,
    Media_Payload_G711Ulaw56k = 5, // "restricted"
    Media_Payload_G722_64k = 6,
    Media_Payload_G722_56k = 7,
    Media_Payload_G722_48k = 8,
    Media_Payload_G7231 = 9,
    Media_Payload_G728 = 10,
    Media_Payload_G729 = 11,
    Media_Payload_G729AnnexA = 12,
    Media_Payload_G729AnnexB = 15,
    Media_Payload_G729AnnexAwAnnexB = 16,
    Media_Payload_GSM_Full_Rate = 18,
    Media_Payload_GSM_Half_Rate = 19,
    Media_Payload_GSM_Enhanced_Full_Rate = 20,
    Media_Payload_Wide_Band_256k = 25,
    Media_Payload_Data64 = 32,
    Media_Payload_Data56 = 33,
    Media_Payload_GSM = 80,
    Media_Payload_G726_32K = 82,
    Media_Payload_G726_24K = 83,
    Media_Payload_G726_16K = 84,
    // Media_Payload_G729_B = 85,
    // Media_Payload_G729_B_LOW_COMPLEXITY = 86,
} Media_PayloadType;
```

Read MaxFramesPerPacket as MaxPacketSize. It specifies a 16-bit integer that indicates the maximum desired RTP packet size in milliseconds. Typically, this value gets set to 20.

G723BitRate specifies a 6-byte field that contains either the G.723.1 information bit rate, or it gets ignored. The following list provides values for the G.723.1 field values:

```
enum {
    Media_G723BRate_5_3 = 1, //5.3Kbps
    Media_G723BRate_6_4 = 2 //6.4Kbps
} Media_G723BitRate;
```

## Set Status Messages

```
CCiscoLineDevSpecific
|
+--CCiscoLineDevSpecificSetStatusMsgs
```

### Description

Use the CCiscoLineDevSpecificSetStatusMsgs class to turn on or off the status messages for the line that the hLine parameter specifies. The Cisco Unified TSP supports the following flags:

- **DEVSPECIFIC\_MEDIA\_STREAM**—Setting this flag on a line turns on the reporting of media streaming messages for that line. Clearing this flag turns off the reporting of media streaming messages for that line.
- **DEVSPECIFIC\_CALL\_TONE\_CHANGED**—Setting this flag on a line turns on the reporting of call tone changed events for that line. Clearing this flag turns off the reporting of call tone changed events for that line.
- **DEVSPECIFIC\_SILENT\_MONITORING\_TERMINATED**—Setting this flag on a line turns on the reporting of Monitoring Session Terminated Event messages for that line. Clearing this flag turns off the reporting of Monitoring Session Terminated Event Messages for that line.
- **DEVSPECIFIC\_GET\_IP\_PORT**—Setting this flag on a line turns on the reporting of Get IP and Port Notification Event messages for that line. Clearing this flag turns off the reporting of Get IP and Port Notification Event Messages for that line.
- **DEVSPECIFIC\_HOLD\_REVERSION**—Setting this flag on a line causes the application to receive a LINE\_DEVSPECIFIC(dwParam1 = SLDSMT\_HOLD\_REVERSION) when a hold reversion happens on a held call. Clearing this flag on a line turns off the reporting of the LINE\_DEVSPECIFIC(dwParam1 = SLDSMT\_HOLD\_REVERSION) event.
- **DEVSPECIFIC\_IDLE\_TRANSFER\_REASON**—Setting this flag on a line causes the reason to be reported as LINECALLREASON\_TRANSFER when calls go to the LINECALLSTATE\_IDLE state after a transfer is completed at the transfer controller. Clearing this flag on a line causes the reason to be reported as LINECALLREASON\_DIRECT when calls go to the LINECALLSTATE\_IDLE state after a transfer is completed at the transfer controller.
- **DEVSPECIFIC\_SPEEDDIAL\_CHANGED**—Setting this flag on a line causes a LINE\_DEVSPECIFIC(dwParam1 = SLDSMT\_LINE\_PROPERTY\_CHANGED, dwParam2 = LPCT\_INTERCOM\_LINE, and dwParam3 = CiscoIntercomLineChangeResult) to be fired to the application when there is a change in the database or the application overwrites the speed dial setting. Clearing this flag turns off the reporting of the LINE\_DEVSPECIFIC(dwParam1 = SLDSMT\_LINE\_PROPERTY\_CHANGED, dwParam2 = LPCT\_INTERCOM\_LINE, and dwParam3 = CiscoIntercomLineChangeResult) event.
- **DEVSPECIFIC\_DONOTDISTURB\_CHANGED**—Setting this flag on a line causes a LINE\_DEVSPECIFICFEATURE(dwParam1 = PHONEBUTTONFUNCTION\_DONOTDISTURB, dwParam2 = typeOfChange, and dwParam3 = currentValue) to be fired to the application when there is a change in the DND configuration or status. Clearing this flag turns off the reporting of the LINE\_DEVSPECIFICFEATURE(dwParam1 = PHONEBUTTONFUNCTION\_DONOTDISTURB, dwParam2 = typeOfChange, and dwParam3 = currentValue) event.

- **DEVSPECIFIC\_DISPLAYABLE\_ADDRESS**—Setting this flag on a line causes the DisplayableAddress field in LINECALLINFO to be filled with the latest called partyDN/ASCCI name/Unicode name/Partition (separated by ":"). Clearing this flag causes the DisplayableAddress field in LINECALLINFO to be empty.
- **DEVSPECIFIC\_DEVICE\_STATE**—Setting this flag gets the accumulative state of all the lines on the device and with the state being fired to the application using the LINE\_DEVSPECIFIC(dwParam1 = SLDSMT\_DEVICE\_STATE, dwParam2 = State) events. Clearing this flag turns off the reporting of the accumulative state of all the lines on the device.

The DEVSPECIFIC\_DEVICE\_STATE state is defined as:

```
enum lineDeviceState{
    lineDeviceState_UNKNOWN = 0,
    lineDeviceState_ACTIVE = 1,
    lineDeviceState_ALERTING = 2,
    lineDeviceState_HELD = 3,
    lineDeviceState_WHISPER = 4,
    lineDeviceState_IDLE = 5
};
```

- **DEVSPECIFIC\_PARK\_MONITORING**—Setting this flag on a line causes the Park Monitoring events to be fired to the application. Clearing this flag turns off the reporting of the Park Monitoring events. For more information, see [Park Monitoring](#), on page 80.
- **DEVSPECIFIC\_OTHER\_DEVICE\_STATE\_NOTIFY**—Setting this flag on a line notifies the application about the non-opened device state changes. Clearing this flag turns off the reporting of the other non-opened device state changes. For more information, see [Other-Device State Notification](#), on page 79.


**Note**

This extension only applies if extension version 0x00020001 or higher is negotiated.

## Class Detail

```
class CCiscoLineDevSpecificSetStatusMsgs : public CCiscoLineDevSpecific
{
public:
    CCiscoLineDevSpecificSetStatusMsgs() :
    CCiscoLineDevSpecific(SLDST_SET_STATUS_MESSAGES) {}
    virtual ~CCiscoLineDevSpecificSetStatusMsgs() {}
    DWORD m_DevSpecificStatusMsgsFlag;
    virtual DWORD dwSize(void) const {return sizeof(*this)-4;}
};
```

## Parameters

### DWORD m\_MsgType

Equals SLDST\_SET\_STATUS\_MESSAGES.

**DWORD m\_DevSpecificStatusMsgsFlag**

Identifies which status changes cause a LINE\_DEVSPECIFIC message to be sent to the application.

The supported values follow:

```
#define DEVSPECIFIC_MEDIA_STREAM0x00000001#define
DEVSPECIFIC_CALL_TONE_CHANGED0x00000002
#define CALL_DEVSPECIFIC_RTP_EVENTS0x00000003
#define DEVSPECIFIC_IDLE_TRANSFER_REASON          0x00000004
#define DEVSPECIFIC_HOLD_REVERSION                0x00000008
#define DEVSPECIFIC_SPEEDDIAL_CHANGED0x00000010
#define DEVSPECIFIC_DONOTDISTURB_CHANGED0x00000020
#define DEVSPECIFIC_DISPLAYABLE_ADDRESS0x00000040
#define DEVSPECIFIC_PARK_MONITORING0x00000080
#define DEVSPECIFIC_DEVICE_STATE0x00000100
#define DEVSPECIFIC_SILENT_MONITORING_TERMINATED0x00000200
#define DEVSPECIFIC_OTHER_DEVICE_STATE_NOTIFY0x00000400
#define DEVSPECIFIC_GET_IP_PORT0x00000800
```

## Swap-Hold/SetupTransfer

**Note**

Cisco Unified TSP 4.0 and later do not support this.

The CCiscoLineDevSpecificSwapHoldSetupTransfer class gets used to perform a SetupTransfer between a call that is in CONNECTED state and a call that is in the ONHOLD state. This function changes the state of the connected call to ONHOLDPENDTRANSFER state and the ONHOLD call to CONNECTED state. This allows a CompleteTransfer to be performed on the two calls. In Cisco Unified TSP 4.0 and later, the TSP allows applications to use lineCompleteTransfer() to transfer the calls without having to use the CCiscoLineDevSpecificSwapHoldSetupTransfer function. Therefore, this function returns LINEERR\_OPERATIONUNAVAIL in Cisco Unified TSP 4.0 and beyond.

```
CCiscoLineDevSpecific
|
+--CCiscoLineDevSpecificSwapHoldSetupTransfer
```

**Note**

This extension only applies if extension version 0x00020002 or higher is negotiated.

## Class Details

```
class CCiscoLineDevSpecificSwapHoldSetupTransfer : public
CCiscoLineDevSpecific
{
public:
    CCiscoLineDevSpecificSwapHoldSetupTransfer() :
CCiscoLineDevSpecific(SLDST_SWAP_HOLD_SETUP_TRANSFER) {}
```

```

        virtual ~CCiscoLineDevSpecificSwapHoldSetupTransfer() {}
        DWORD heldCallID;
        virtual DWORD dwSize(void) const {return sizeof(*this)-4;} //
subtract out the
virtual function table pointer
    };

```

## Parameters

### DWORD m\_MsgType

Equals SLDST\_SWAP\_HOLD\_SETUP\_TRANSFER.

### DWORD heldCallID

Equals the callid of the held call that is returned in dwCallID of LPLINECALLINFO.

### HCALL hCall (in lineDevSpecific parameter list)

Equals the handle of the connected call.

## Redirect Reset Original Called ID

```

CCiscoLineDevSpecific
|
+--CCiscoLineDevSpecificRedirectResetOrigCalled

```

## Description

The CCiscoLineDevSpecificRedirectResetOrigCalled class redirects a call to another party while it resets the original called ID of the call to the destination of the redirect.



### Note

This extension only applies if extension version 0x00020003 or higher is negotiated.

## Class Details

```

class CCiscoLineDevSpecificRedirectResetOrigCalled: public
CCiscoLineDevSpecific
{
    public:
        CCiscoLineDevSpecificRedirectResetOrigCalled:
CCiscoLineDevSpecific(SLDST_REDIRECT_RESET_ORIG_CALLED) {}
        virtual ~CCiscoLineDevSpecificRedirectResetOrigCalled{}
        char m_DestDirn[25]; //redirect destination address
        virtual DWORD dwSize(void) const {return sizeof(*this)-4;} //
subtract out the
virtual function table pointer
    };

```

## Parameters

### DWORD m\_MsgType

Equals SLDST\_REDIRECT\_RESET\_ORIG\_CALLED.

### DWORD m\_DestDirn

Equals the destination address where the call needs to be redirected.

### HCALL hCall (In lineDevSpecific parameter list)

Equals the handle of the connected call.

## Port Registration per Call

The CCiscoLineDevSpecificPortRegistrationPerCall class registers the CTI Port for the RTP parameters on a per-call basis. With this request, the application receives the new lineDevSpecific event that requests that it needs to set the RTP parameters for the call.

To use this class, ensure the lineNegotiateExtVersion API is called before opening the line. When calling lineNegotiateExtVersion, ensure the highest bit is set on both the dwExtLowVersion and dwExtHighVersion parameters.

This causes the call to lineOpen to behave differently. The line does not actually open, but waits for a lineDevSpecific call to complete the open with more information. The extra information required is provided in the CciscoLineDevSpecificPortRegistrationPerCall class.

```
CCiscoLineDevSpecific
|
+--CCiscoLineDevSpecificPortRegistrationPerCall
```

### Procedure

- 1 Call lineNegotiateExtVersion for the deviceID of the line that is to be opened (or 0x80000000 with the dwExtLowVersion and dwExtHighVersion parameters)
- 2 Call lineOpen for the deviceID of the line that is to be opened.
- 3 Call lineDevSpecific with a CciscoLineDevSpecificPortRegistrationPerCall message in the lpParams parameter.



### Note

This extension is only available if the extension version 0x00040000 or higher gets negotiated.

## Class Details

```
class CCiscoLineDevSpecificPortRegistrationPerCall: public
CCiscoLineDevSpecific
{
public:
```

```

CCiscoLineDevSpecificPortRegistrationPerCall () :
CCiscoLineDevSpecific(SLDST_USER_RECEIVE RTP_INFO),
m_RecieveIP(-1), m_RecievePort(-1), m_NumAffectedDevices(0)
{
memset((char*)m_AffectedDeviceID, 0, sizeof(m_AffectedDeviceID));
}

virtual ~ CCiscoLineDevSpecificPortRegistrationPerCall () {}
DWORD m_NumAffectedDevices;
DWORD m_AffectedDeviceID[10];
DWORD m_MediaCapCount;
MEDIA_CAPSm_MediaCaps;
virtual DWORD dwSize(void) const {return sizeof(*this)-4;}
// subtract out the virtual function table pointer
};

```

## Parameters

### **DWORD m\_MsgType**

Equals SLDST\_USER\_RECEIVE RTP\_INFO

### **DWORD m\_NumAffectedDevices:**

TSP returns this value. It contains the number of deviceIDs in the m\_AffectedDeviceID array that are valid. Any device with multiple directory numbers that are assigned to it will have multiple TAPI lines, one per directory number.

### **DWORD m\_AffectedDeviceID[10]:**

TSP returns this value. It contains the list of deviceIDs for any device that is affected by this call. Do not call lineDevSpecific for any other device in this list.

### **DWORD m\_mediaCapCount**

The number of codecs that are supported for this line.

**MEDIA\_CAPS m\_MediaCaps -**

A data structure with the following format:

```
typedef struct {
    DWORD MediaPayload;
    DWORD MaxFramesPerPacket;
    DWORD G723BitRate;
} MEDIA_CAPS[MAX_MEDIA_CAPS_PER_DEVICE];
```

This data structure defines each codec that is supported on a line. The limit specifies 18. The following description applies for each member in the MEDIA\_CAPS data structure:

MediaPayload is an enumerated integer that contains one of the following values.

```
enum{
    Media_Payload_G711Alaw64k = 2,
    Media_Payload_G711Alaw56k = 3, // "restricted"
    Media_Payload_G711Ulaw64k = 4,
    Media_Payload_G711Ulaw56k = 5, // "restricted"
    Media_Payload_G722_64k = 6,
    Media_Payload_G722_56k = 7,
    Media_Payload_G722_48k = 8,
    Media_Payload_G723l = 9,
    Media_Payload_G728 = 10,
    Media_Payload_G729 = 11,
    Media_Payload_G729AnnexA = 12,
    Media_Payload_G729AnnexB = 15,
    Media_Payload_G729AnnexAwAnnexB = 16,
    Media_Payload_GSM_Full_Rate = 18,
    Media_Payload_GSM_Half_Rate = 19,
    Media_Payload_GSM_Enhanced_Full_Rate = 20,
    Media_Payload_Wide_Band_256k = 25,
    Media_Payload_Data64 = 32,
    Media_Payload_Data56 = 33,
    Media_Payload_GSM = 80,
    Media_Payload_G726_32K = 82,
    Media_Payload_G726_24K = 83,
    Media_Payload_G726_16K = 84,
    // Media_Payload_G729_B = 85,
    // Media_Payload_G729_B_LOW_COMPLEXITY = 86,
} Media_PayloadType;
```

MaxFramesPerPacket should read as MaxPacketSize and comprises a 16 bit integer that is specified in milliseconds. It indicates the RTP packet size. Typically, this value gets set to 20.

G723BitRate comprises a six byte field that contains either the G.723.1 information bit rate, or gets ignored. The values for the G.723.1 field comprises values that are enumerated as follows.

```
enum
{
    Media_G723BRate_5_3 = 1, //5.3Kbps
    Media_G723BRate_6_4 = 2 //6.4Kbps
} Media_G723BitRate;
```

## Setting RTP Parameters for Call

The `CCiscoLineDevSpecificSetRTPParamsForCall` class sets the RTP parameters for a specific call.


**Note**

This extension only applies if extension version 0x00040000 or higher gets negotiated.

```
CCiscoLineDevSpecific
|
+--CCiscoLineDevSpecificSetRTPParamsForCall
```

### Class Details

```
class CciscoLineDevSpecificSetRTPParamsForCall: public
CCiscoLineDevSpecific
{
public:
    CciscoLineDevSpecificSetRTPParamsForCall () :
CCiscoLineDevSpecific(SLDST_USER_SET_RTP_INFO) {}
    virtual ~ CciscoLineDevSpecificSetRTPParamsForCall () {}
    virtual DWORD dwSize(void) const {return sizeof(*this)-4;}
    // subtract out the virtual function table pointer
    DWORD m_RecieveIP;    // UDP audio reception IP
    DWORD m_RecievePort; // UDP audio reception port
};
```

### Parameters

**DWORD m\_MsgType**

Equals `SLDST_USER_SET_RTP_INFO`

**DWORD m\_ReceiveIP**

This specifies the RTP audio reception IP address in the network byte order to set for the call.

**DWORD m\_ReceivePort**

This specifies the RTP audio reception port in the network byte order to set for the call.

## Redirect Set Original Called ID

The `CCiscoLineDevSpecificRedirectSetOrigCalled` class redirects a call to another party while it sets the original called ID of the call to any other party.


**Note**

This extension only applies if extension version 0x00040000 or higher gets negotiated.

```
CCiscoLineDevSpecific
|
+--CCiscoLineDevSpecificRedirectSetOrigCalled
```

## Class Details

```
class CCiscoLineDevSpecificRedirectSetOrigCalled: public
CCiscoLineDevSpecific
{
public:
    CCiscoLineDevSpecificRedirectSetOrigCalled () :
CCiscoLineDevSpecific(SLDST_REDIRECT_SET_ORIG_CALLED) {}
    virtual ~ CCiscoLineDevSpecificRedirectSetOrigCalled () {}
    char m_DestDirn[25];
    char m_SetOriginalCalledTo[25];
    // subtract virtual function table pointer
    virtual DWORD dwSize(void) const {return (sizeof (*this) -4) ;
}
```

## Parameters

### DWORD m\_MsgType

Equals SLDST\_REDIRECT\_SET\_ORIG\_CALLED

### char m\_DestDirn[25]

Indicates the destination of the redirect. If this request is being used to transfer to voice mail, set this field to the voice mail pilot number of the DN of the line for the voice mail, to which you want to transfer.

### char m\_SetOriginalCalledTo[25]

Indicates the DN to which the OriginalCalledParty needs to be set. If this request is being used to transfer to voice mail, set this field to the DN of the line for the voice mail, to which you want to transfer.

### HCALL hCall (in lineDevSpecific parameter list)

Equals the handle of the connected call.

## Join

The CCiscoLineDevSpecificJoin class joins two or more calls into one conference call. Each call that is being joined can be in the ONHOLD or the CONNECTED call state.

The Cisco Unified Communications Manager may succeed in joining some calls that are specified in the Join request, but not all. In this case, the Join request will succeed and the Cisco Unified Communications Manager attempts to join as many calls as possible.

**Note**

This extension only applies if extension version 0x00040000 or higher gets negotiated.

```
CCiscoLineDevSpecific
|
+--CCiscoLineDevSpecificJoin
```

## Class Details

```
class CCiscoLineDevSpecificJoin : public CCiscoLineDevSpecific{
public:
    CCiscoLineDevSpecificJoin () : CCiscoLineDevSpecific(SLDST_JOIN)
{}
    virtual ~ CCiscoLineDevSpecificJoin () {}
    DWORD m_CallIDsToJoinCount;
    CALLIDS_TO_JOIN m_CallIDsToJoin;
    virtual DWORD dwSize(void) const {return sizeof(*this)-4;}
    // subtract out the virtual function table pointer
};
```

## Parameters

### DWORD m\_MsgType

Equals SLDST\_JOIN

### DWORD m\_CallIDsToJoinCount

The number of callIDs that are contained in the m\_CallIDsToJoin parameter.

### CALLIDS\_TO\_JOIN m\_CallIDsToJoin

A data structure that contains an array of dwCallIDs to join with the following format:

```
typedef struct {
    DWORD    CallID; // dwCallID to Join
} CALLIDS_TO_JOIN[MAX_CALLIDS_TO_JOIN];
```

where MAX\_CALLIDS\_TO\_JOIN is defined as:

```
const DWORD MAX_CALLIDS_TO_JOIN = 14;
```

### HCALL hCall (in LineDevSpecific parameter list)

Equals the handle of the call that is being joined with callIDsToJoin to create the conference.

## Set User SRTP Algorithm IDs

The `CciscoLineDevSpecificUserSetSRTPAlgorithmID` class gets used to allow applications to set SRTP algorithm IDs. To use this class, ensure the `lineNegotiateExtVersion` API is called before opening the line. When calling `lineNegotiateExtVersion`, ensure the highest bit or second highest bit is set on both the `dwExtLowVersion` and `dwExtHighVersion` parameters. This causes the call to `lineOpen` to behave differently. The line does not actually open, but waits for a `lineDevSpecific` call to complete the open with more information. Provide the extra information that is required in the `CciscoLineDevSpecificUserSetSRTPAlgorithmID` class.


**Note**

This extension is only available if extension version 0x80070000, 0x4007000 or higher is negotiated.

```
CCiscoLineDevSpecific
|
+--CciscoLineDevSpecificUserSetSRTPAlgorithmID
```

**Procedure**

- 1 Call `lineNegotiateExtVersion` for the `deviceId` of the line that is to be opened. (0x80070000 or 0x4007000 with the `dwExtLowVersion` and `dwExtHighVersion` parameters)
- 2 Call `lineOpen` for the `deviceId` of the line that is to be opened.
- 3 Call `lineDevSpecific` with a `CciscoLineDevSpecificUserSetSRTPAlgorithmID` message in the `lpParams` parameter to specify SRTP algorithm IDs.
- 4 Call `lineDevSpecific` with either `CciscoLineDevSpecificPortRegistrationPerCall` or `CCiscoLineDevSpecificUserControlRTPStream` message in the `lpParams` parameter.

## Class Detail

```
class CciscoLineDevSpecificUserSetSRTPAlgorithmID: public
CCiscoLineDevSpecific{
public:
    CciscoLineDevSpecificUserSetSRTPAlgorithmID () :
        CCiscoLineDevSpecific(SLDST_USER_SET_SRTP_ALGORITHM_ID),
        m_SRTPAlgorithmCount(0),
        m_SRTP_Fixed_Element_Size(4)
    {
    }

    virtual ~ CciscoLineDevSpecificUserSetSRTPAlgorithmID () {}
    DWORD m_SRTPAlgorithmCount;        //Maximum is
MAX_CISCO_SRTP_ALGORITHM_IDS
    DWORD m_SRTP_Fixed_Element_Size; //Should be size of DWORD, it should
    be always 4.
    DWORD m_SRTPAlgorithm_Offset;    //offset from beginning of the
message buffer
    virtual DWORD dwSize(void) const {return sizeof(*this)-4;} // subtract
out the
```

```
virtual function table pointer
};
```

## Supported Algorithm Constants

```
enum CiscoSRTPAlgorithmIDs{
    SRTP_NO_ENCRYPTION = 0,
    SRTP_AES_128_COUNTER = 1
};
```

## Parameters

### DWORD m\_MsgType

Equals SLDST\_USER\_SET\_SRTP\_ALGORITHM\_ID

### DWORD m\_SRTPAlgorithmCount

This numbers of algorithm IDs that are specified in this message.

### DWORD m\_SRTP\_Fixed\_Element\_Size

Should be size of DWORD, it should be always 4.

### DWORD m\_SRTPAlgorithm\_Offset

Offset from the beginning of the message buffer. This is offset where you start put algorithm ID array.



#### Note

Be aware that the dwSize should be recalculated based on size of the structure, m\_SRTPAlgorithmCount and m\_SRTP\_Fixed\_Element\_Size.

## Explicit Acquire

The CCiscoLineDevSpecificAcquire class gets used to explicitly acquire any CTI controllable device.

If a Superprovider application needs to open any CTI Controllable device on the Cisco Unified Communications Manager system, the application should explicitly acquire that device by using the above interface. After successful response, it can open the device as usual.



#### Note

Be aware that this extension is only available if extension version 0x00070000 or higher is negotiated.

```
CCiscoLineDevSpecific
|
+--CCiscoLineDevSpecificAcquire
```

## Class Details

```
class CCiscoLineDevSpecificAcquire : public CCiscoLineDevSpecific{
public:
    CCiscoLineDevSpecificAcquire () :
CCiscoLineDevSpecific(SLDST_ACQUIRE) {}
    virtual ~ CCiscoLineDevSpecificAcquire () {}
    char m_DeviceName[16];
    virtual DWORD dwSize(void) const {return sizeof(*this)-4;}
    // subtract out the virtual function table pointer
};
```

## Parameters

**DWORD m\_MsgType**

Equals SLDST\_ACQUIRE

**m\_DeviceName[16]**

The DeviceName that needs to be explicitly acquired.

## Explicit De-Acquire

The CCiscoLineDevSpecificDeacquire class is used to explicitly de-acquire the explicitly acquired device.

If a Superprovider application has explicitly acquired any CTI Controllable device on the Cisco Unified Communications Manager system, then the application should explicitly De-acquire that device by using the above interface.



### Note

Be aware that this extension is only available if extension version 0x00070000 or higher is negotiated.

```
CCiscoLineDevSpecific
|
+--CCiscoLineDevSpecificDeacquire
```

## Class Details

```
class CCiscoLineDevSpecificDeacquire : public CCiscoLineDevSpecific{
public:
    CCiscoLineDevSpecificDeacquire () : CCiscoLineDevSpecific(SLDST_ACQUIRE)
    {}
    virtual ~ CCiscoLineDevSpecificDeacquire () {}
    char m_DeviceName[16];
    virtual DWORD dwSize(void) const {return sizeof(*this)-4;}
    // subtract out the virtual function table pointer
};
```

## Parameters

**DWORD m\_MsgType**

Equals SLDST\_DEACQUIRE

**char m\_DeviceName[16]**

The DeviceName that needs to be explicitly de-acquired.

## Redirect FAC CMC

The CCiscoLineDevSpecificRedirectFACCMC class is used to redirect a call to another party that requires a FAC, CMC, or both.



### Note

Be aware that this extension is only available if extension version 0x00050000 or higher is negotiated.

```
CCiscoLineDevSpecific
|
+--CCiscoLineDevSpecificRedirectFACCMC
```

If the FAC is invalid, the TSP will return a new device-specific error code LINEERR\_INVALIDFAC. If the CMC is invalid, the TSP will return a new device-specific error code LINEERR\_INVALIDCMC.

## Class Detail

```
class CCiscoLineDevSpecificRedirectFACCMC: public CCiscoLineDevSpecific{
public:
    CCiscoLineDevSpecificRedirectFACCMC () :
CCiscoLineDevSpecific(SLDST_REDIRECT_FAC_CMC) {}
    virtual ~ CCiscoLineDevSpecificRedirectFACCMC () {}
    char m_DestDirn[49];
    char m_FAC[17];
    char m_CMC[17];
    // subtract virtual function table pointer
    virtual DWORD dwSize(void) const {return (sizeof (*this) -4) ;
}
```

## Parameters

**DWORD m\_MsgType**

Equals SLDST\_REDIRECT\_FAC\_CMC

**char m\_DestDirn[49]**

Indicates the destination of the redirect.

**char m\_FAC[17]**

Indicates the FAC digits. If the application does not want to pass any FAC digits, it must set this parameter to a NULL string.

**char m\_CMC[17]**

Indicates the CMC digits. If the application does not want to pass any CMC digits, it must set this parameter to a NULL string.

**HCALL hCall (in lineDevSpecific parameter list)**

Equals the handle of the call to be redirected.

## Blind Transfer FAC CMC

The `CCiscoLineDevSpecificBlindTransferFACCMC` class is used to blind transfer a call to another party that requires a FAC, CMC, or both. If the FAC is invalid, the TSP will return a new device specific error code `LINEERR_INVALIDFAC`. If the CMC is invalid, the TSP will return a new device specific error code `LINEERR_INVALIDCMC`.



### Note

Be aware that this extension is only available if extension version 0x00050000 or higher is negotiated.

```
CCiscoLineDevSpecific
|
+--CCiscoLineDevSpecificBlindTransferFACCMC
```

## Class Detail

```
class CCiscoLineDevSpecificBlindTransferFACCMC: public
CCiscoLineDevSpecific{
public:
    CCiscoLineDevSpecificBlindTransferFACCMC () :
CCiscoLineDevSpecific(SLDST_BLIND_TRANSFER_FAC_CMC) {}
    virtual ~ CCiscoLineDevSpecificBlindTransferFACCMC () {}
    char m_DestDirn[49];
    char m_FAC[17];
    char m_CMC[17];
    // subtract virtual function table pointer
    virtual DWORD dwSize(void) const {return (sizeof (*this) -4) ;
}
```

## Parameters

**DWORD m\_MsgType**

Equals `SLDST_BLIND_TRANSFER_FAC_CMC`

**char m\_DestDirn[49]**

Indicates the destination of the blind transfer.

**char m\_FAC[17]**

Indicates the FAC digits. If the application does not want to pass any FAC digits, it must set this parameter to a NULL string.

**char m\_CMC[17]**

Indicates the CMC digits. If the application does not want to pass any CMC digits, it must set this parameter to a NULL string.

**HCALL hCall (in lineDevSpecific parameter list)**

Equals the handle of the call that is to be blind transferred.

## CTI Port Third Party Monitor

The `CCiscoLineDevSpecificCTIPortThirdPartyMonitor` class is used for opening CTI ports in third-party mode.

To use this class, ensure the `lineNegotiateExtVersion` API is called before opening the line. When calling `lineNegotiateExtVersion`, ensure the highest bit is set on both the `dwExtLowVersion` and `dwExtHighVersion` parameters. This causes the call to `lineOpen` to behave differently. The line does not actually open, but waits for a `lineDevSpecific` call to complete the open with more information. Provide the extra information that is required in the `CCiscoLineDevSpecificCTIPortThirdPartyMonitor` class.

```
CCiscoLineDevSpecific
|
+--CCiscoLineDevSpecificCTIPortThirdPartyMonitor
```

### Procedure

- 1 Call `lineNegotiateExtVersion` for the `deviceId` of the line that is to be opened. (OR `0x80000000` with the `dwExtLowVersion` and `dwExtHighVersion` parameters)
- 2 Call `lineOpen` for the `deviceId` of the line that is to be opened.
- 3 Call `lineDevSpecific` with a `CCiscoLineDevSpecificCTIPortThirdPartyMonitor` message in the `lpParams` parameter.



### Note

Be aware that this extension is only available if extension version `0x00050000` or higher is negotiated.

## Class Detail

```
class CCiscoLineDevSpecificCTIPortThirdPartyMonitor: public
CCiscoLineDevSpecific
{
```

```
public:
    CCiscoLineDevSpecificCTIPortThirdPartyMonitor () :
        CCiscoLineDevSpecific(SLDST_CTI_PORT_THIRD_PARTY_MONITOR) {}
    virtual ~ CCiscoLineDevSpecificCTIPortThirdPartyMonitor () {}
    virtual DWORD dwSize(void) const {return sizeof(*this)-4;}
    // subtract out the virtual function table pointer
};
```

## Parameters

**DWORD m\_MsgType**

equals SLDST\_CTI\_PORT\_THIRD\_PARTY\_MONITOR

## Send Line Open

The `CciscoLineDevSpecificSendLineOpen` class is used for general delayed open purpose. To use this class, ensure the `lineNegotiateExtVersion` API is called before opening the line. When calling `lineNegotiateExtVersion`, ensure the second highest bit is set on both the `dwExtLowVersion` and `dwExtHighVersion` parameters. This causes the call to `lineOpen` to behave differently. The line does not actually open, but waits for a `lineDevSpecific` call to complete the open with more information. The extra information required is provided in the `CciscoLineDevSpecificUserSetSRTPAlgorithmID` class.

```
CCiscoLineDevSpecific
|
+--CciscoLineDevSpecificSendLineOpen
```

### Procedure

- 1 Call `lineNegotiateExtVersion` for the `deviceId` of the line that is to be opened. (0x40070000 with the `dwExtLowVersion` and `dwExtHighVersion` parameters).
- 2 Call `lineOpen` for the `deviceId` of the line that is to be opened.
- 3 Call other `lineDevSpecific`, like `CciscoLineDevSpecificUserSetSRTPAlgorithmID` message in the `lpParams` parameter to specify SRTP algorithm IDs.
- 4 Call `lineDevSpecific` with either `CciscoLineDevSpecificSendLineOpen` to trigger the lineopen from TSP side.



### Note

Be aware that this extension is only available if extension version 0x40070000 or higher is negotiated.

## Class Detail

```
class CciscoLineDevSpecificSendLineOpen: public CCiscoLineDevSpecific
{
public:
    CciscoLineDevSpecificSendLineOpen () :
        CCiscoLineDevSpecific(SLDST_SEND_LINE_OPEN) {}
```

```
virtual ~ CciscoLineDevSpecificSendLineOpen () {}
virtual DWORD dwSize(void) const {return sizeof(*this)-4;}
// subtract out the virtual function table pointer
};
```

## Set Intercom SpeedDial

Use the CciscoLineSetIntercomSpeeddial class to allow application to set or reset SpeedDial/Label on an intercom line.



### Note

Be aware that this extension is only available if extension version 0x00080000 or higher is negotiated

```
CCiscoLineDevSpecific
|
+--CciscoLineSetIntercomSpeeddial
```

### Procedure

- 1 Call lineNegotiateExtVersion for the deviceID of the line that is to be opened (0x00080000 or higher).
- 2 Call lineOpen for the deviceID of the line that is to be opened.
- 3 Wait for line in service.
- 4 Call CciscoLineSetIntercomSpeeddial to set or reset speed dial setting on the intercom line.

## Class Detail

```
class CciscoLineSetIntercomSpeeddial: public CCiscoLineDevSpecific {
public:
    CciscoLineSetIntercomSpeeddial () :
        CCiscoLineDevSpecific(SLDST_LINE_SET_INTERCOM_SPEEDDIAL) {}

    virtual ~ CciscoLineSetIntercomSpeeddial () {}
    DWORD SetOption;          //0 = clear app value, 1 = set App Value
    char Intercom_DN[MAX_DIRN];
    char Intercom_Ascii_Label[MAX_DIRN];
    wchar_t Intercom_Unicode_Label[MAX_DIRN];
    virtual DWORD dwSize(void) const {return sizeof(*this)-4;}
    // subtract out the virtual function table pointer
};
```

## Parameters

### DWORD m\_MsgType

Equals SLDST\_USER\_SET\_INTERCOM\_SPEEDDIAL

**DWORD SetOption**

Use this parameter to indicate whether the application wants to set a new intercom speed dial value or clear the previous value. 0 = clear, 1 = set.

**Char Intercom\_DN [MAX\_DIRN]**

A DN array that indicates the intercom target

**Char Intercom\_Ascii\_Label[MAX\_DIRN]**

Indicates the ASCII value of the intercom line label

**Wchar\_t Intercom\_Unicode\_Label[MAX\_DIRN]**

Indicates the Unicode value of the intercom line label

MAX\_DIRN is defined as 25.

## Intercom Talk Back

Use the CciscoLineIntercomTalkback class to allow the application to initiate talk back on an incoming intercom call on an intercom line.

**Note**

Be aware that this extension is only available if extension version 0x00080000 or higher is negotiated.

```
CCiscoLineDevSpecific
|
+---CciscoLineIntercomTalkback
```

### Class Detail

```
class CciscoLineIntercomTalkback: public CCiscoLineDevSpecific{
public:
    CCciscoLineIntercomTalkback () :
        CCiscoLineDevSpecific(SLDST_INTERCOM_TALKBACK) {}

    virtual ~ CciscoLineIntercomTalkback () {}
    virtual DWORD dwSize(void) const {return sizeof(*this)-4;}
    // subtract out the virtual function table pointer
};
```

## Redirect with Feature Priority

CciscoLineRedirectWithFeaturePriority enables an application to redirect calls with specified feature priorities. The following is the structure of CciscoLineDevSpecific:

```
CCiscoLineDevSpecific
|
+--CciscoLineRedirectWithFeaturePriority
```

**Note**

Be aware that this extension is only available if the extension version 0x00080001 or higher is negotiated.

## Detail

```
class CciscoLineRedirectWithFeaturePriority: public CCiscoLineDevSpecific
{
public:
    CciscoLineRedirectWithFeaturePriority() :
        CCiscoLineDevSpecific(SLDST_REDIRECT_WITH_FEATURE_PRIORITY) {}

    virtual ~ CciscoLineRedirectWithFeaturePriority () {}
    CiscoDoNotDisturbFeaturePriority FeaturePriority;
    char m_DestDirn[25];
    virtual DWORD dwSize(void) const {return sizeof(*this)-4;}
    // subtract out the virtual function table pointer
};
```

## Parameters

**DWORD m\_MsgType**

Equals SLDST\_REDIRECT\_WITH\_FEATURE\_PRIORITY

**enum CiscoDoNotDisturbFeaturePriority {CallPriority\_NORMAL = 1, CallPriority\_URGENT = 2, CallPriority\_EMERGENCY = 3};**

This identifies the priorities.

**char m\_DestDirn[25];**

This is redirect destination.

## Start Call Monitoring

Use CCiscoLineDevSpecificStartCallMonitoring to allow application to send a start monitoring request for the active call on a line.

**Note**

Be aware that this extension is only available if extension version 0x00080000 or higher is negotiated.

```
CCiscoLineDevSpecific
|
+--CCiscoLineDevSpecificStartCallMonitoring
```

## Class Detail

```
class CCiscoLineDevSpecificStartCallMonitoring: public
CCiscoLineDevSpecific
{
public:
    CCiscoLineDevSpecificStartCallMonitoring () :
        CCiscoLineDevSpecific(SLDST_START_CALL_MONITORING) {}
    virtual ~      CCiscoLineDevSpecificStartCallMonitoring () {}
    DWORD m_PermanentLineID ;
    DWORD m_MonitorMode;
    DWORD m_ToneDirection;
    // subtract out the virtual function table pointer
    virtual DWORD dwSize(void) const {return sizeof(*this)-4;}
} ;
```

## Parameters

### DWORD m\_MsgType

Equals SLDST\_START\_MONITORING

### DWORD m\_PermanentLineID

The permanent lineID of the line whose active call has to be monitored.

### DWORD MonitorMode

This can have the following enum value:

```
enum
{
    MonitorMode_None      = 0,
    MonitorMode_Silent    = 1,
    MonitorMode_Whisper   = 2,    // Not used
    MonitorMode_Active    = 3     // Not used
} MonitorMode;
```



**Note** Silent Monitoring mode represents the only mode that is supported in which the supervisor cannot talk to the agent.

### DWORD PlayToneDirection

This parameter specifies whether a tone should play at the agent or customer phone when monitoring starts. It can have following enum values:

```
enum
{
    PlayToneDirection_LocalOnly = 0,
    PlayToneDirection_RemoteOnly,
    PlayToneDirection_BothLocalAndRemote,
    PlayToneDirection_NoLocalOrRemote
} PlayToneDirection
```

## Return Values

```
-LINERR_OPERATIONFAILED-LINEERR_OPERATIONUNAVAIL
-LINEERR_RESOURCEUNAVAIL
-LINEERR_BIB_RESOURCE_UNAVAIL
-LINERR_PENDING_REQUEST
-LINEERR_OPERATION_ALREADY_INPROGRESS
-LINEERR_ALREADY_IN_REQUESTED_STATE
-LINEERR_PRIMARY_CALL_INVALID
-LINEERR_PRIMARY_CALL_STATE_INVALID
```

## Start Call Recording

Use `CCiscoLineDevSpecificStartCallRecording` to allow applications to send a recording request for the active call on that line.



### Note

Be aware that this extension is only available if extension version 0x00080000 or higher is negotiated

```
CCiscoLineDevSpecific
|
+--CCiscoLineDevSpecificStartCallRecording
```

## Class Detail

```
class CCiscoLineDevSpecificStartCallRecording: public
CCiscoLineDevSpecific{
public:
CCiscoLineDevSpecificStartCallRecording () :
CCiscoLineDevSpecific(SLDST_START_CALL_RECORDING) {}

virtual ~CCiscoLineDevSpecificStartCallRecording () {}

DWORD m_ToneDirection;
DWORD m_InvocationType;

virtual DWORD dwSize(void) const {
// subtract out the virtual function table pointer
return sizeof(*this)-sizeof(void*);
}
};
```

## Parameters

DWORD m\_MsgType  
 Equals SLDST\_START\_RECORDING  
 DWORD m\_ToneDirection

This parameter specifies whether a tone should play at the agent or customer phone when recording starts. It can have the following values:

```
enum
{
    PlayToneDirection_NoLocalOrRemote = 0,
    PlayToneDirection_LocalOnly,
    PlayToneDirection_RemoteOnly,
    PlayToneDirection_BothLocalAndRemote,
    PlayToneDirection_NotApplicable
} PlayToneDirection
```

DWORD m\_InvocationType

This parameter specifies whether the recording status is displayed on the phone (user-controlled recording) or not displayed (silent recording).

```
enum RecordingInvocationType
{
    RecordingInvocationType_SilentRecording = 1,
    RecordingInvocationType_UserControlledRecording = 2
}
```

## Return Values

```
-LINERR_OPERATIONFAILED-LINEERR_OPERATIONUNAVAIL
-LINEERR_INVALCALLHANDLE
-LINEERR_BIB_RESOURCE_UNAVAIL
-LINERR_PENDING_REQUEST
-LINERR_OPERATION_ALREADY_INPROGRESS
-LINEERR_RECORDING_INVOCATION_TYPE_NOT_MATCHING
-LINEERR_RECORDING_CONFIG_NOT_MATCHING
```

## StopCall Recording

Use CCiscoLineDevSpecificStopCallRecording to allow application to stop recording a call on that line.



### Note

Be aware that this extension is only available if extension version 0x00080000 or higher is negotiated.

```
CCiscoLineDevSpecific
|
+--CCiscoLineDevSpecificStopCallRecording
```

## Class Detail

```
class CCiscoLineDevSpecificStopCallRecording: public CCiscoLineDevSpecific
{
public:
    CCiscoLineDevSpecificStopCallRecording () :
        CCiscoLineDevSpecific(SLDST_STOP_CALL_RECORDING) {}

    virtual ~CCiscoLineDevSpecificStopCallRecording () {}
```

```

    DWORD m_InvocationType;

    virtual DWORD dwSize(void) const {
        // subtract out the virtual function table pointer
        return sizeof(*this)-sizeof(void*);
    }
} ;

```

## Parameters

### DWORD m\_MsgType

Equals SLDST\_STOP\_RECORDING

### DWORD m\_InvocationType

This parameter specifies whether the recording status is displayed on the phone (user-controlled recording) or not displayed (silent recording).

```

enum RecordingInvocationType
{
    RecordingInvocationType_SilentRecording = 1,
    RecordingInvocationType_UserControlledRecording = 2
}

```

## Return Values

```

-LINERR_OPERATIONFAILED-LINEERR_OPERATIONUNAVAIL
-LINEERR_INVALCALLHANDLE
-LINERR_PENDING_REQUEST
-LINEERR_RECORDING_INVOCATION_TYPE_NOT_MATCHING
-LINEERR_NO_RECORDING_SESSION
-LINEERR_RECORDING_SESSION_INACTIVE

```

## Set IPv6 Address and Mode

Use the CciscoLineDevSpecificSetIPv6AddressAndMode class to allow the application to set IPv6 address and addressing mode during the static registration. To use this class, ensure the lineNegotiateExtVersion API must be called before opening the line. When calling lineNegotiateExtVersion, ensure the highest bit or the second highest must be set on both the dwExtLowVersion and dwExtHighVersion parameters. This causes the call to lineOpen to behave differently. The line does not actually open, but waits for a lineDevSpecific call to complete the open with more information. The extra information required is provided in the CciscoLineDevSpecificSetIPv6AddressAndMode class.

```

CCiscoLineDevSpecific|
+--CciscoLineDevSpecificSetIPv6AddressAndMode

```

**Note**

This extension is available only if extension version 0x80090000, 0x40090000 or higher is negotiated.

**Procedure**

- 1 Open Call lineNegotiateExtVersion for the deviceID of the line (0x80090000 or 0x40090000 with the dwExtLowVersion and dwExtHighVersion parameters)
- 2 Open Call lineOpen for the deviceID of the line.
- 3 Call lineDevSpecific with a CciscoLineDevSpecificSetIPv6AddressAndMode message in the lpParams parameter to specify IPv6 address and the IP Addressing mode as IPv6.

**Class Detail**

```
class CciscoLineDevSpecificSetIPv6AddressAndMode: public
CCiscoLineDevSpecific
{
public:
    CciscoLineDevSpecificSetIPv6AddressAndMode() :
        CCiscoLineDevSpecific(SLDST_USER_SET_IPv6_ADDRESS_AND_MODE),
        m_ReceivePort(-1), m_IPAddressMode( (IpAddressingMode) 1)
    {
    }
    virtual ~ CciscoLineDevSpecificSetIPv6AddressAndMode()
    {
    }
    char m_ReceiveIPv6Address[16];
    DWORD m_ReceivePort;
    IpAddressingMode m_IPAddressMode;
    virtual DWORD dwSize(void) const
    {
        return sizeof(*this) -4;
    } // subtract out the virtual function table pointer
};
```

**Parameters****DWORDm\_MsgType**

Equals SLDST\_USER\_SET\_IPv6\_ADDRESS

**Charm\_ReceiveIPv6Address[16]**

User has to specify the IPv6 address to register the CTI Port with

**DWORDm\_ReceivePort**

This specifies the port number for the user to register the CTI Port.

**Intm\_IPAddressMode**

This specifies the Addressing mode with which user wants the CTI Port/RP registered.

## Set RTP Parameters for IPv6 Calls

Use `CciscoLineDevSpecificSetRTPParamsForCallIPv6` class to set the RTP parameters for calls for which you must specify IPv6 address.


**Note**

Be aware that this extension is available only if extension version 0x00090000 or higher is negotiated.

### Class Detail

```
class CciscoLineDevSpecificSetRTPParamsForCallIPv6: public
CCiscoLineDevSpecific
{
public:
    CciscoLineDevSpecificSetRTPParamsForCallIPv6 () :
    CCiscoLineDevSpecific(SLDST_USER_SET RTP_INFO_IPv6) {}
    virtual ~ CciscoLineDevSpecificSetRTPParamsForCallIPv6 () {}
    virtual DWORD dwSize(void) const {return sizeof(*this)-4;}
    // subtract out the virtual function table pointer
    char m_RecieveIPv6[16];    // UDP audio reception IPv6
    DWORD m_RecievePort // UDP audio reception port
};
```

### Parameters

**DWORD m\_MsgType**

Equals SLDST\_USER\_SET RTP\_INFO\_IPv6

**DWORD m\_ReceiveIPv6**

This is the RTP audio reception IPv6 address to set for the call

**DWORD m\_RecievePort**

This is the RTP audio reception port to set for the call.

## Direct Transfer

Use the `CciscoLineDevSpecificDirectTransfer` to transfer calls across lines or on the same line.

```
CCiscoLineDevSpecific
|
+--CciscoLineDevSpecificDirectTransfer
```


**Note**

Be aware that this extension is available only if extension version 0x00090001 or higher is negotiated.

## Class Detail

```
class CciscoLineDevSpecificDirectTransfer: public CCiscoLineDevSpecific{
public:
    CciscoLineDevSpecificDirectTransfer () :
        CCiscoLineDevSpecific(SLDST_DIRECT_TRANSFER) {}
    virtual ~ CciscoLineDevSpecificDirectTransfer () {}
    DWORD m_CallIDsToTransfer;
    virtual DWORD dwSize(void) const {return sizeof(*this)-4;}
    // subtract out the virtual function table pointer
};
```

## Parameters

### DWORD m\_MsgType

equals SLDST\_DIRECT\_TRANSFER

### DWORD m\_CallIDsToTransfer

Consult dwCallID to be transferred

### HCALL hCall (in LineDevSpecific parameter list)

Equals the handle of the call that is being transferred.

## RegisterCallPickUpGroupForNotification

The CciscoLineDevSpecificRegisterCallPickupGroupForNotification class is used to register the call Pickup Group for notification on calls for Pickup.

```
CCiscoLineDevSpecific
|
+--CciscoLineDevSpecificRegisterCallPickupGroupForNotification
```



### Note

This extension is available only if extension version 0x000A0000 or higher is negotiated.

## Class Detail

```
class CciscoLineDevSpecificRegisterCallPickupGroupForNotification:
public CCiscoLineDevSpecific
{
public:
    CciscoLineDevSpecificRegisterCallPickupGroupForNotification () :
CCiscoLineDevSpecific (SLDST_CALLPICKUP_GROUP_REGISTER) {}
    virtual ~ CciscoLineDevSpecificRegisterCallPickupGroupForNotification
    () {}
    char callPickupGroupDN[MAX_DIRN];
```

```

char callPickupGroupPartition[MAX_PARTITION];
virtual DWORD dwSize(void) const {return sizeof(*this)-4;}
// subtract out the virtual function table pointer
};

```

## Parameters

**DWORD m\_MsgType**

equals SLDST\_CALLPICKUP\_GROUP\_REGISTER

**Char CallPickupGroupDN []**

-DN of the pickup Group

**Char CallPickupGroupPartition []**

-Partition of the PickupGroup

## UnRegisterCallPickUpGroupForNotification

The CciscoLineDevSpecificUnRegisterCallPickupGroupForNotification class is used to unregister the call Pickup Group for notification on calls for Pickup.

```

CCiscoLineDevSpecific
|
+--CciscoLineDevSpecificUnRegisterCallPickupGroupForNotification

```



### Note

This extension is available only if extension version 0x000A0000 or higher is negotiated

## Class Details

```

class CciscoLineDevSpecificUnRegisterCallPickupGroupForNotification:
public CciscoLineDevSpecific{
    Public:
        CciscoLineDevSpecificUnRegisterCallPickupGroupForNotification ()
        :
        CciscoLineDevSpecific(SLDST_CALLPICKUP_GROUP_UNREGISTER) {}
        virtual ~
CciscoLineDevSpecificUnRegisterCallPickupGroupForNotification () {}
        virtual DWORD dwSize(void) const {return sizeof(*this)-4;}
        // subtract out the virtual function table pointer
};

```

## Parameters

**DWORD m\_MsgType**

equals SLDST\_CALLPICKUP\_GROUP\_UNREGISTER

## CallPickUpRequest

The CciscoLineDevSpecificCallPickupRequest class is used to Pickup the call from the PickGroup.

```
CCiscoLineDevSpecific
+--CciscoLineDevSpecificCallPickupRequest
```



### Note

This extension is available only if extension version 0x000A0000 or higher is negotiated.

## Class Details

```
class CciscoLineDevSpecificCallPickupRequest:
public CCiscoLineDevSpecific{
    public:
        CciscoLineDevSpecificCallPickupRequest ():
        CCiscoLineDevSpecific (SLDST_CALLPICKUP_CALL) {}
        virtual ~ CciscoLineDevSpecificCallPickupRequest () {}
        DWORD PickupType;
        char PickupGroupDN[MAX_DIRN];
        virtual DWORD dwSize(void) const {return sizeof(*this)-4;}
        // subtract out the virtual function table pointer
};
```

## Parameters

**DWORD m\_MsgType**

equals SLDST\_CALLPICKUP\_CALL

**Char PickupGroupDN []**

-DN of the pickup Group/DN;will be required for GroupCallPickUp and DirectedCallPickUp

**DWORD PickupType**

-indicates the type of pickup (CtiCallPickUp, CtiGroupCallPickUp, , CtiOtherPickup, DirectedCallPickup)

```
enum CallPickupType{
    CallPickup_Simple = 0,
    CallPickup_Group = 1,
    CallPickup_Other = 2,
    CallPickup_Direct = 3
};
```

## Start Send Media to BIB

```
CCiscoLineDevSpecific
|
+--CCiscoLineDevSpecificStartSendMediaToBIBRequest
```

### Description

The CCiscoLineDevSpecificStartSendMediaToBIBRequest class allows the application to initiate agent greeting to the customer call.

**Note**

This extension is only available if extension version 0x000B0000 or higher is negotiated.

TAPI line handle and TAPI call handle are required for this request.

### Class Detail

```
class CCiscoLineDevSpecificStartSendMediaToBIBRequest:
public CCiscoLineDevSpecific{
    public:
        CCiscoLineDevSpecificStartSendMediaToBIBRequest ():
CCiscoLineDevSpecific (SLDST_START_SEND_MEDIA_TO_BIB) {}
        virtual ~ CCiscoLineDevSpecificStartSendMediaToBIBRequest () {}
        char m_IVRDN [49];
        char m_CGPNTTOIVR [49];
        virtual DWORD dwSize(void) const {return sizeof(*this)-4;}
        // subtract out the virtual function table pointer
```

### Parameters

**DWORD m\_MsgType**

equals SLDST\_START\_SEND\_MEDIA\_TO\_BIB

**char m\_IVRDN [49]**

IVR port DN where Agent Greeting will be played from

**char m\_CGPNTTOIVR [49]**

The CallingPartyDN passed to IVR. The application can use this field to pass DN as CallingPartyDN for the agent greeting call.

## Stop Send Media to BIB

```
CCiscoLineDevSpecific
|
+---CCiscoLineDevSpecificStopSendMediaToBIBRequest
```

### Description

The CCiscoLineDevSpecificStopSendMediaToBIBRequest class allows the application to stop the agent greeting that is playing on the agent-to-customer call.



#### Note

This extension is only available if extension version 0x000B0000 or higher is negotiated.

TAPI line handle and TAPI call handle are required for this request.

### Class Detail

```
class CCiscoLineDevSpecificStopSendMediaToBIBRequest:
public CCiscoLineDevSpecific
{
    public:
        CCiscoLineDevSpecificStopSendMediaToBIBRequest ():
CCiscoLineDevSpecific (SLDST_STOP_SEND_MEDIA_TO_BIB) {}
        virtual ~ CCiscoLineDevSpecificStopSendMediaToBIBRequest () {}
        virtual DWORD dwSize(void) const {return sizeof(*this)-4;}
        // subtract out the virtual function table pointer
};
```

### Parameters

**DWORD m\_MsgType**

equals SLDST\_START\_SEND\_MEDIA\_TO\_BIB

## Agent Zip Tone

```
CCiscoLineDevSpecific
|
+--CciscoLineDevSpecificEnableFeatureSupport
```

### Description

The CCiscoLineDevSpecificPlaytone class is used to play the tone (Zip Tone) to the direction specified in the request.



#### Note

This extension is only available if extension version 0x000B0000 or higher is negotiated.

### Class Detail

```
class CCiscoLineDevSpecificPlaytone:
public CCiscoLineDevSpecific //AgentZiptone
{
    public:
        CCiscoLineDevSpecificPlaytone() :
            CCiscoLineDevSpecific(SLDST_PLAY_TONE)
        {
        }
        virtual ~ CCiscoLineDevSpecificPlaytone()
        {
        }
        DWORD m_Tone;
        DWORD m_ToneDirection;
        virtual DWORD dwSize(void) const
        {
            return sizeof(*this) -4;
        } // subtract out the virtual function table pointer
};
```

### Parameters

**DWORD m\_Tone** -Indicates the Tone type

equals CTONE\_ZIP

**DWORD m\_ToneDirection** -Indicates the direction of the tone to be played;

equals Tonedirection (Local/Remote)

## Early Offer

New error Code – LINEERR\_REGISTER\_GETPORT\_SUPPORT\_MISMATCH 0xC000000F

## Enable Feature

```
CCiscoLineDevSpecific
|
+--CciscoLineDevSpecificEnableFeatureSupport
```

### Description

The CciscoLineDevSpecificEnableFeatureSupport class allows application to enhance or update feature support.



#### Note

This extension is only available if extension version 0x000B0000 or higher is negotiated.

### Class Detail

```
class CciscoLineDevSpecificEnableFeatureSupport:
public CCiscoLineDevSpecific{
public:
    CciscoLineDevSpecificEnableFeatureSupport() :
        CCiscoLineDevSpecific(SLDST_ENABLE_FEATURE_SUPPORT)
    {
    }

    virtual ~ CciscoLineDevSpecificEnableFeatureSupport()
    {
    }
    DWORD m_Feature;
    DWORD m_Feature_Capability;
    //Should have Value supported for Feature specified in m_Feature
    virtual DWORD dwSize(void) const
    {
        return sizeof(*this) -4;
    } // subtract out the virtual function table pointer
```

### Parameters

**DWORD m\_MsgType**

equals SLDST\_ENABLE\_FEATURE\_SUPPORT

**DWORD m\_Feature**

Feature value for which the capability needs to be changed and should have a value from the following Enum:

```
enum TspFeatureSupport
{
    Feature_unknown = 0,
    Feature_EarlyOffer = 1
};
```

**DWORD m\_Feature\_Capability**

The Capability information that needs to be changed/updated for the feature. This information changes depending on the feature.

Early Offer (Get Port) Support:

m\_Feature should be Feature\_EarlyOffer(1) and

m\_Feature\_Capability should have a value from following Enum:

```
enum TspFeatureOption{
    Feature_Disable = 0,
    Feature_Enable = 1
};
```

Sample Code:

Here is a sample code that illustrates how applications must use this devspecific type, and fill the Class Object to enable/disable the Early Offer feature support.

```
void main() {
    ... ..
    CciscoLineDevSpecificEnableFeatureSupport featureObject;
    featureObject.m_MsgType = SLDST_ENABLE_FEATURE_SUPPORT;
    featureObject.m_Feature = Feature_EarlyOffer(1);
    featureObject.m_Feature_Capability = Feature_Enable(1)/
    Feature_Disable(0);

    int result = TSPI_lineDevSpecific(dwRequestID,hdLine,
    dwAddressID, NULL, &featureObject,
    sizeof(CciscoLineDevSpecificEnableFeatureSupport));
    ... ..
    ... ..
}
New CiscoLineDevStateOutOfServiceReason_EMLogin and
CiscoLineDevStateOutOfServiceReason_EMLogout values in the
CiscoLineDevStateOtherReason enumeration type in
CiscoLineDevSpecificMsg.h:

enum CiscoLineDevStateOutOfServiceReason
{
    CiscoLineDevStateOutOfServiceReason_Unknown = 0x00000000,
    CiscoLineDevStateOutOfServiceReason_CallManagerFailure =
0x00000001,
    CiscoLineDevStateOutOfServiceReason_ReHomeToHigherPriorityCM =
0x00000002,
    CiscoLineDevStateOutOfServiceReason_NoCallManagerAvailable =
0x00000003,
    CiscoLineDevStateOutOfServiceReason_DeviceFailure = 0x00000004,
    CiscoLineDevStateOutOfServiceReason_DeviceUnregistered =
0x00000005,
    CiscoLineDevStateOutOfServiceReason_EnergyWisePowerSavePlus =
0x00000006,
    CiscoLineDevStateOutOfServiceReason_EMLogin = 0x00000007,
    CiscoLineDevStateOutOfServiceReason_EMLogout = 0x00000008,

    CiscoLineDevStateOutOfServiceReason_CtiLinkFailure = 0x00000101
};
New CiscoLineDevStateCloseReason enumeration type in
```

```

CiscoLineDevSpecificMsg.h:
enum CiscoLineDevStateCloseReason
{
    CiscoLineDevStateCloseReason_Unknown = 0,
    CiscoLineDevStateCloseReason_EMLogin = 1,
    CiscoLineDevStateCloseReason_EMLogout = 2
};

New CiscoLineDevStateOtherReason enumeration type in
CiscoLineDevSpecificMsg.h:
enum CiscoLineDevStateOtherReason
{
    CiscoLineDevStateOtherReason_Unknown = 0,
    CiscoLineDevStateOtherReason_OtherLineInactive = 1,
    CiscoLineDevStateOtherReason_OtherLineActive = 2,
    CiscoLineDevStateOtherReason_OtherLineCapsChange = 3
};

New LINEERR_DEVICE_INACTIVE error is returned if an operation is
invoked
on a line device in "inactive" state.

```

## UpdateMonitorMode

```

CCiscoLineDevSpecific
|
+---CciscoLineDevSpecificMonitoringUpdateMode

```

### Description

The CciscoLineDevSpecificMonitoringUpdateMode class allows the application to toggle between the silent monitoring and whisper coaching modes, and vice versa.



#### Note

This extension is only available if extension version 0x000B0000 or higher is negotiated.

### Class Detail

```

class CciscoLineDevSpecificMonitoringUpdateMode :
public CCiscoLineDevSpecific
{
    public:
        CciscoLineDevSpecificMonitoringUpdateMode ():
CCiscoLineDevSpecific (SLDST_UPDATE_MONITOR_MODE) {}
        virtual ~ CciscoLineDevSpecificMonitoringUpdateMode () {}
        DWORD m_MonitorMode;
        DWORD m_ActiveToneDirection;
        virtual DWORD dwSize(void) const {return sizeof(*this)-4;}
}

```

```

        // subtract out the virtual function table pointer
    };

```

## Parameters

### DWORD m\_MsgType

equals SLDST\_UPDATE\_MONITOR\_MODE

### DWORD m\_MonitorMode

Monitoring mode to toggle to

### DWORD m\_ActiveToneDirection

Direction of the tone to be played

## Add Remote Destination

```

CCiscoLineDevSpecific
|
+-- CciscoLineDevSpecificAddRemoteDestination

```

### Description

The CciscoLineDevSpecificAddRemoteDestination class is used to add new Remote Destination to CTI Remote Device.



#### Note

This extension is only available on CTI Remote Device Line and if extension version 0x000C0000 or higher is negotiated.

### Class Details

```

class CciscoLineDevSpecificAddRemoteDestination: public CCiscoLineDevSpecific
{
public:
    CciscoLineDevSpecificAddRemoteDestination() :
        CCiscoLineDevSpecific(SLDST_ADD_REMOTE_DESTINATION)
    {
    }

    virtual ~ CciscoLineDevSpecificAddRemoteDestination()
    {
    }

    char    m_RDNumber [MAX_CTI_LINE_DIR_SIZE];
    wchar_t m_UnicodeRDName [MAX_CTI_RD_UNICODE_DISPLAY_STRING];
    DWORD   m_ActiveRD;

    virtual DWORD dwSize(void) const
    {
        return sizeof(*this) - sizeof(void*);
    } // subtract out the virtual function table pointer
};

```

**Parameters****DWORD m\_MsgType**

Equals SLDST\_ADD\_REMOTE\_DESTINATION

**char m\_RDNumber [MAX\_CTI\_LINE\_DIR\_SIZE]**

Remote Destination Number [\*Mandatory Field]

**wchar\_t m\_UnicodeRDName [MAX\_UNICODE\_DISPLAY\_STRING]**

unicode Remote Destination Name

**DWORD m\_activeRD**

0 – if this Remote Destination is not Active

1 or greater – when this Remote Destination need to be set as Active Remote Destination

## Remove Remote Destination

```
CCiscoLineDevSpecific
|
+-- CciscoLineDevSpecificRemoveRemoteDestination
```

**Description**

The CciscoLineDevSpecificRemoveRemoteDestination class is used to remove Remote Destination from List of Remote Destinations of CTI Remote Device.

**Note**

This extension is only available on CTI Remote Device Line and if extension version 0x000C0000 or higher is negotiated.

**Class Details**

```
class CciscoLineDevSpecificRemoveRemoteDestination: public CCiscoLineDevSpecific
{
public:
    CciscoLineDevSpecificRemoveRemoteDestination() :
        CCiscoLineDevSpecific(SLDST_REMOVE_REMOTE_DESTINATION)
    {
    }

    virtual ~ CciscoLineDevSpecificRemoveRemoteDestination()
    {
    }

    char    m_RDNumber [MAX_CTI_LINE_DIR_SIZE];

    virtual DWORD dwSize(void) const
    {
        return sizeof(*this) - sizeof(void*);
    } // subtract out the virtual function table pointer
};
```

**Parameters****DWORD m\_MsgType**

Equals SLDST\_REMOVE\_REMOTE\_DESTINATION

**char m\_RDNumber [MAX\_CTI\_LINE\_DIR\_SIZE]**

Remote Destination Number [\*Mandatory Field]



**Note**

Remote Destination can be removed using Remote Destination Number which is used as a unique key for Remote Destinations on a CTI Remote Device.

## Update Remote Destination

```
CCiscoLineDevSpecific
|
+-- CciscoLineDevSpecificUpdateRemoteDestination
```

### Description

The CciscoLineDevSpecificUpdateRemoteDestination class is used to update Remote Destination information on a CTI Remote Device.



**Note**

This extension is only available on CTI Remote Device Line and if extension version 0x000C0000 or higher is negotiated.

### Class Details

```
class CciscoLineDevSpecificUpdateRemoteDestination: public CCiscoLineDevSpecific
{
public:
    CciscoLineDevSpecificUpdateRemoteDestination() :
        CCiscoLineDevSpecific(SLDST_UPDATE_REMOTE_DESTINATION)
    {
    }

    virtual ~ CciscoLineDevSpecificUpdateRemoteDestination()
    {
    }

    char      m_RDNumber [MAX_CTI_LINE_DIR_SIZE];
    wchar_t   m_UnicodeRDName [MAX_CTI_RD_UNICODE_DISPLAY_STRING];
    char      m_NewRDNumber [MAX_CTI_LINE_DIR_SIZE];
    DWORD     m_ActiveRD;

    virtual DWORD dwSize(void) const
    {
        return sizeof(*this) - sizeof(void*);
    } // subtract out the virtual function table pointer
};
```

### Parameters

**DWORD m\_MsgType**

Equals SLDST\_UPDATE\_REMOTE\_DESTINATION.

**char m\_RDNumber [MAX\_CTI\_LINE\_DIR\_SIZE]**

Current Remote Destination Number which need to be updated [\*Mandatory Field]

**wchar\_t m\_UnicodeRDName [MAX\_UNICODE\_DISPLAY\_STRING]**

unicode Remote Destination Name

**char m\_NewRDNumber [MAX\_CTI\_LINE\_DIR\_SIZE]**

New Remote Destination Number [\*Mandatory Field]

**DWORD m\_activeRD**

0 – if this Remote Destination is not Active

1 or greater – when this Remote Destination need to be set as Active Remote Destination

## lineHold Enhancement

The CciscoLineDevSpecificHoldEx class is used to put a call on hold and specifies media content that is played while a call is on hold.

### Message Details

```
class CciscoLineDevSpecificHoldEx: public CCiscoLineDevSpecific
{
public:
    CciscoLineDevSpecificHoldEx() :
        CCiscoLineDevSpecific(SLDST_HOLD_EX) {}
    virtual ~ CciscoLineDevSpecificHoldEx() {}
    char    m_MediaContentId [MAX_CISCO_TSP_MEDIA_CONTENT_ID_SIZE];
    DWORD   m_MediaContentIdLength;
    virtual DWORD dwSize(void) const {return sizeof(*this) - sizeof(void*);}
};
```

### Parameters

**char m\_MediaContentId [MAX\_CISCO\_TSP\_MEDIA\_CONTENT\_ID\_SIZE]**

String that represents media content identifier (mediaContentID). Only known to UCM (uploaded to UCM) media content can be played.

**DWORD m\_MediaContentIdLength**

Actual length of the string in the m\_MediaContentId field.

## Cisco Line Device Feature Extensions

CCiscoLineDevSpecificFeature represents the parent class. Currently, it consist of only one subclass: CCiscoLineDevSpecificFeature\_DoNotDisturb, which allows applications to enable and disable the Do-Not-Disturb feature on a device.

This following sections describe the line device feature-specific extensions to the TAPI structures that Cisco TSP supports:

- [CCiscoLineDevSpecificFeature](#), on page 415
- [Do-Not-Disturb](#), on page 416
- [Do-Not-Disturb Change Notification Event](#), on page 417

## CCiscoLineDevSpecificFeature

This section provides information on how to invoke Cisco-specific TAPI extensions with the CCiscoLineDevSpecificFeature class, which represents the parent class to all the following classes.

**Note**

Be aware that this virtual class is provided for informational purposes only.

CCiscoLineDevSpecificFeature

### Header File

The file CiscoLineDevSpecific.h contains the corresponding constant, structure, and class definitions for the Cisco lineDevSpecificFeature extension classes.

### Class Detail

```
class CCiscoLineDevSpecificFeature
{
public:
    CCicsoLineDevSpecificFeature(const DWORD msgType): m_MsgType(msgType)
    {};
    virtual ~ CCicsoLineDevSpecificFeature() {};
    DWORD GetMsgType(void) const {return m_MsgType;}
    void* lpParams(void) const {return (void*)&m_MsgType;}
    virtual DWORD dwSize(void) const = 0;
private:
    DWORD m_MsgType;
};
```

### Functions

**lpParms()**

Function that can be used to obtain a pointer to the parameter block

**dwSize()**

Function that returns size of the parameter block area

## Parameter

### m\_MsgType

Specifies the type of message. The parameter value uniquely identifies the feature to invoke on the device. The PHONEBUTTONFUNCTION\_TAPI\_Constants definition lists the valid feature identifiers. Currently, the only recognized value specifies PHONEBUTTONFUNCTION\_DONOTDISTURB (0x0000001A).

Each subclass of CCiscoLineDevSpecificFeature includes a unique value that is assigned to the m\_MsgType parameter.

## Subclasses

Each subclass of CCiscoLineDevSpecificFeature carries a unique value that is assigned to the m\_MsgType parameter. If you are using C instead of C++, this represents the first parameter in the structure.

## Do-Not-Disturb

Use the CCiscoLineDevSpecificFeature\_DoNotDisturb class in conjunction with the request to enable or disable the DND feature on a device.

The Do-Not-Disturb feature gives phone users the ability to go into a Do Not Disturb (DND) state on the phone when they are away from their phones or simply do not want to answer the incoming calls. A phone softkey, DND, allows users to enable or disable this feature.

```
CCiscoLineDevSpecificFeature
|
+---CCiscoLineDevSpecificFeature_DoNotDisturb
```

## Class Detail

```
class CCiscoLineDevSpecificFeature_DoNotDisturb :
{
public:
    CCiscoLineDevSpecificFeature_DoNotDisturb()
: CCiscoLineDevSpecificFeature(PHONEBUTTONFUNCTION_DONOTDISTURB),
  m_Operation((CiscoDoNotDisturbOperation)0) {}
    virtual ~CCiscoLineDevSpecificFeature_DoNotDisturb() {}
    virtual DWORD dwSize(void) const {return sizeof(*this)-4;}

    CiscoDoNotDisturbOperation m_Operation;
};
```

## Parameters

### DWORD m\_MsgType

Equals PHONEBUTTONFUNCTION\_DONOTDISTURB.

**CiscoDoNotDisturbOperation m\_Operation**

Specifies a requested operation and can comprise one of the following enum values:

```
enum CiscoDoNotDisturbOperation {
    DoNotDisturbOperation_ENABLE    = 1,
    DoNotDisturbOperation_DISABLE   = 2
};
```

## Do-Not-Disturb Change Notification Event

Cisco TSP notifies applications via the LINE\_DEVSPECIFICFEATURE message about changes in the DND configuration or status. To receive change notifications, an application needs to enable the DEVSPECIFIC\_DONOTDISTURB\_CHANGED message flag with a lineDevSpecific SLDST\_SET\_STATUS\_MESSAGES request.

The LINE\_DEVSPECIFICFEATURE message notifies the application about device-specific events that occur on a line device. In the case of a Do-Not-Disturb Change Notification, the message includes information about the type of change that occurred on a device and the resulting feature status or configured option.

### Message Details

```
LINE_DEVSPECIFICFEATUREdwDevice = (DWORD) hLine;
dwCallbackInstance = (DWORD) hCallback;
dwParam1 = (DWORD) PHONEBUTTONFUNCTION_DONOTDISTURB;
dwParam2 = (DWORD) typeOfChange;
dwParam3 = (DWORD) currentValue;

enum CiscoDoNotDisturbOption {
    DoNotDisturbOption_NONE        = 0,
    DoNotDisturbOption_RINGEROFF   = 1,
    DoNotDisturbOption_REJECT      = 2
};

enum CiscoDoNotDisturbStatus {
    DoNotDisturbStatus_UNKNOWN     = 0,
    DoNotDisturbStatus_ENABLED     = 1,
    DoNotDisturbStatus_DISABLED    = 2
};

enum CiscoDoNotDisturbNotification {
    DoNotDisturb_STATUS_CHANGED    = 1,
    DoNotDisturb_OPTION_CHANGED    = 2
};
```

### Parameters

**dwDevice**

A handle to a line device

### dwCallbackInstance

The callback instance that is supplied when the line is opened

### dwParam1

Always equal to PHONEBUTTONFUNCTION\_DONOTDISTURB for the Do-Not-Disturb change notification

### dwParam2

Indicates type of change and can comprise one of the following enum values:

```
enum CiscoDoNotDisturbNotification {
    DoNotDisturb_STATUS_CHANGED = 1,
    DoNotDisturb_OPTION_CHANGED = 2
};
```

### dwParam3

If the dwParm2 indicates status change with the value DoNotDisturb\_STATUS\_CHANGED, this parameter can comprise one of the following enum values:

```
enum CiscoDoNotDisturbStatus {
    DoNotDisturbStatus_UNKNOWN = 0,
    DoNotDisturbStatus_ENABLED = 1,
    DoNotDisturbStatus_DISABLED = 2
};
```

If the dwParm2 indicates option change with the value DoNotDisturb\_OPTION\_CHANGED, this parameter can comprise one of the following enum values:

```
enum CiscoDoNotDisturbOption {
    DoNotDisturbOption_NONE = 0,
    DoNotDisturbOption_RINGEROFF = 1,
    DoNotDisturbOption_REJECT = 2
};
```

## Cisco Phone Device-Specific Extensions

The following table lists and describes the subclasses of CiscoPhoneDevSpecific.

**Table 22: Cisco Phone Device-Specific TAPI Functions**

| Cisco Functions                                       | Synopsis                                                                               |
|-------------------------------------------------------|----------------------------------------------------------------------------------------|
| <a href="#">CCiscoPhoneDevSpecific</a> , on page 419  | The CCiscoPhoneDevSpecific class represents the parent class to the following classes. |
| <a href="#">Device Data PassThrough</a> , on page 420 | Allows the application to send the Device Specific XSI data through CTI.               |

| Cisco Functions                                        | Synopsis                                                                                                                   |
|--------------------------------------------------------|----------------------------------------------------------------------------------------------------------------------------|
| <a href="#">Explicit Acquire, on page 385</a>          | Allows the application to acquire any CTI-controllable device that can get opened later in superprovider mode.             |
| <a href="#">Explicit De-Acquire, on page 386</a>       | Allows the application to deacquire a CTI-controllable device that was explicitly acquired.                                |
| <a href="#">Request Call RTP Snapshot, on page 425</a> | Allows the application to request secure RTP indicator for calls on the device.                                            |
| <a href="#">Set Status Msgs, on page 422</a>           | Allows the application to set status bit map to enable specific DEVICE_DEVSPECIFIC messages to be sent to the application. |
| <a href="#">Set Unicode Display, on page 422</a>       | Sets the Unicode display on the phone.                                                                                     |

## CCiscoPhoneDevSpecific

This section provides information on how to perform Cisco TAPI-specific functions with the CCiscoPhoneDevSpecific class, which represents the parent class to all the following classes.



### Note

Be aware that this virtual class is provided for informational purposes only.

```
CCiscoPhoneDevSpecific |
+--CCiscoPhoneDevSpecificDataPassThrough
|
+--CCiscoPhoneDevSpecificSetStatusMsgs
|
+--CCiscoPhoneDevSpecificSetUnicodeDisplay
|
+--CCiscoPhoneDevSpecificAcquire
|
+--CCiscoPhoneDevSpecificDeacquire
|
+--CCiscoPhoneDevSpecificGetRTPSnapshot
```

## Header File

The file CiscoLineDevSpecific.h contains the constant, structure, and class definition for the Cisco phone device-specific classes.

## Class Detail

```
class CCiscoPhoneDevSpecific
{
```

```

public :
    CCiscoPhoneDevSpecific(DWORD msgType):m_MsgType(msgType) {}
    virtual ~CCiscoPhoneDevSpecific() {}
    DWORD GetMsgType(void) const { return m_MsgType;}
    void *lpParams(void) const {return (void*)&m_MsgType;}
    virtual DWORD dwSize(void) const = 0;
private :
    DWORD m_MsgType ;
}

```

## Functions

### lpParms()

Function that can be used to obtain the pointer to the parameter block

### dwSize()

Function that will give the size of the parameter block area

## Parameter

### m\_MsgType

Specifies the type of message.

## Subclasses

Each subclass of CCiscoPhoneDevSpecific represents a different value that is assigned to the parameter m\_MsgType. If you are using C instead of C++, this represents the first parameter in the structure.

## Enumeration

The CiscoPhoneDevSpecificType enumeration includes valid message identifiers.

```

enum CiscoPhoneDevSpecificType
{
    CPDST_DEVICE_DATA_PASSTHROUGH_REQUEST = 1,
    CPDST_SET_DEVICE_STATUS_MESSAGES,
    CPDST_SET_DEVICE_UNICODE_DISPLAY,
    CPDST_ACQUIRE,
    CPDST_DE_ACQUIRE,
    CPDST_REQUEST_DEVICE_SNAPSHOT_INFO
};

```

## Device Data PassThrough

XSI-enabled IP phones allow applications to directly communicate with the phone and access XSI features (for example, manipulate display, get user input, play tone, and so on). To allow TAPI applications to have access to some of these XSI capabilities without having to setup and maintain an independent connection

directly to the phone, TAPI will provide the ability to send device data through the CTI interface. This feature gets exposed as a Cisco Unified TSP device-specific extension.

PhoneDevSpecificDataPassthrough request only gets supported for the IP phone devices. Application must open a TAPI phone device with minimum extension version 0x00030000 to make use of this feature.

The CCiscoPhoneDevSpecificDataPassThrough class is used to send the device-specific data to CTI-controlled IP phone devices.

**Note**

Be aware that this extension requires applications to negotiate extension version as 0x00030000.

```
CCiscoPhoneDevSpecific
|
+--CCiscoPhoneDevSpecificDataPassThrough
```

## Class Detail

```
class CCiscoPhoneDevSpecificDataPassThrough :
public CCiscoPhoneDevSpecific
{
public:
    CCiscoPhoneDevSpecificDataPassThrough () :
        CCiscoPhoneDevSpecific(CPDST_DEVICE_DATA_PASSTHROUGH_REQUEST)
    {
        memset((char*)m_DeviceData, 0, sizeof(m_DeviceData)) ;
    }
    virtual ~CCiscoPhoneDevSpecificDataPassThrough() {}
    // data size determined by MAX_DEVICE_DATA_PASSTHROUGH_SIZE
    TCHAR m_DeviceData[MAX_DEVICE_DATA_PASSTHROUGH_SIZE] ;
    // subtract out the virtual function table pointer size
    virtual DWORD dwSize (void) const {return (sizeof (*this)-4) ;}
}
```

## Parameters

### DWORD m\_MsgType

Equals CPDST\_DEVICE\_DATA\_PASSTHROUGH\_REQUEST.

### DWORD m\_DeviceData

This character buffer contains the XML data that is to be sent to phone device.

**Note**

Be aware that MAX\_DEVICE\_DATA\_PASSTHROUGH\_SIZE = 2000.

A phone can pass data to an application and it can get retrieved by using PhoneGetStatus (PHONESTATUS:devSpecificData). See PHONESTATUS description for further details.

## Set Status Msgs

PhoneDevSpecificSetStatusMsgs allows the application to set status bit map to enable specific DEVICE\_DEVSPECIFIC messages to be sent to the application.

The application must open a TAPI phone device with minimum extension version 0x00030000 to use this feature.



### Note

Be aware that this extension requires applications to negotiate extension version as 0x00030000.

```
CCiscoPhoneDevSpecific
|
+---CCiscoPhoneDevSpecificSetStatusMsgs
```

## Class Detail

```
class CCiscoPhoneDevSpecificSetStatusMsgs:public CCiscoPhoneDevSpecific{
public:
    CCiscoPhoneDevSpecificSetStatusMsgs() :
        CCiscoPhoneDevSpecific (CPDST_SET_DEVICE_STATUS_MESSAGES) {}
    virtual ~CCiscoPhoneDevSpecificSetStatusMsgs() {}
    DWORD m_DevSpecificStatusMsgFlags ; // PHONE_DEVSPECIFIC
    // subtract virtual function table pointer
    virtual DWORD dwSize(void) const {return (sizeof (*this) -4) ; }
} ;
```

## Parameters

### DWORD m\_MsgType

equals CPDST\_SET\_DEVICE\_STATUS\_MESSAGES.

### DWORD m\_DevSpecificStatusMsgFlags

Bit map of PHONE\_DEVSPECIFIC event flag

```
const DWORD DEVSPECIFIC_DEVICE_DATA_PASSTHROUGH_EVENT = 0x00000001;
```

```
const DWORD DEVSPECIFIC_DEVICE_SOFTKEY_PRESSED_EVENT = 0x00000002;
```

```
const DWORD DEVSPECIFIC_DEVICE_STATE_EVENT = 0x00000004;
```

```
const DWORD DEVSPECIFIC_DEVICE_PROPERTY_CHANGED_EVENT = 0x00000008;
```

## Set Unicode Display

PhoneDevSpecificSetUnicodeDisplay sets the Unicode display on the phone.

The application must open a TAPI phone device with minimum extension version 0x00060000 to use this feature.

**Note**

Be aware that this extension requires applications to negotiate extension version as 0x00060000.

```
CCiscoPhoneDevSpecific
|
+--CCiscoPhoneDevSpecificSetUnicodeDisplay
```

## Class Detail

```
{
public:
    CCiscoPhoneDevSpecificSetUnicodeDisplay() :
        CCiscoPhoneDevSpecific (CPDST_SET_DEVICE_UNICODE_DISPLAY) {};
    virtual ~CCiscoPhoneDevSpecificSetUnicodeDisplay() {};
    DWORD dwRow;
        DWORD dwColumn;
        DWORD dwSizeOfUnicodeStr;
        wchar_t UnicodeDisplay[MAX_UNICODE_DISPLAY_STRING];
    // subtract virtual function table pointer
    virtual DWORD dwSize(void) const {return (sizeof (*this) -4) ; }
} ;
```

## Parameters

**DWORD m\_MsgType**

Equals CPDST\_SET\_DEVICE\_UNICODE\_DISPLAY.

**DWORD m\_dwRow**

Row number on the phone display where the Unicode string must be displayed

**DWORD m\_dwColumn**

Column number on the phone display where the Unicode string must be displayed

**DWORD m\_dwSizeOfUnicodeStr**

Size of the Unicode string

**wchar\_t UnicodeDisplay[MAX\_UNICODE\_DISPLAY\_STRING];**

Unicode display string, with maximum size of MAX\_UNICODE\_DISPLAY\_STRING

**MAX\_UNICODE\_DISPLAY\_STRING = 100**

## Explicit Acquire

The CCiscoPhoneDevSpecificAcquire class gets used to explicitly acquire any CTI controllable device.

If a Super-provider application needs to open any CTI-controllable device on the Cisco Unified Communications Manager system, the application should explicitly acquire that device by using the preceding interface. After successful response, it can open the device as usual.

**Note**

Be aware that this extension is only available if extension version 0x00070000 or higher is negotiated.

```
CCiscoPhoneDevSpecific
|
+--CCiscoPhoneDevSpecificAcquire
```

## Class Details

```
class CCiscoPhoneDevSpecific Acquire : public CCiscoPhoneDevSpecific{
public:
    CCiscoPhoneDevSpecificAcquire () : CCiscoPhoneDevSpecific
(CPDST_ACQUIRE) {}
    virtual ~ CCiscoPhoneDevSpecificAcquire () {}
    char m_DeviceName[16];
    virtual DWORD dwSize(void) const {return sizeof(*this)-4;}
    // subtract out the virtual function table pointer
};
```

## Parameters

### DWORD m\_MsgType

Equals CPDST\_ACQUIRE

### char m\_DeviceName[16]

The DeviceName that needs to be explicitly acquired.

## Explicit Deacquire

The CCiscoPhoneDevSpecificDeacquire class gets used to explicitly de-acquire an explicitly acquired device. If a SuperProvider application explicitly acquired any CTI-controllable device on the Unified Communications Manager system, the application should explicitly de-acquire that device by using this interface.

**Note**

Be aware that this extension is only available if extension version 0x00070000 or higher is negotiated.

```
CCiscoPhoneDevSpecific
|
+--CCiscoPhoneDevSpecificDeacquire
```

## Class Details

```
class CCiscoPhoneDevSpecificDeacquire : public CCiscoPhoneDevSpecific{
public:
    CCiscoPhoneDevSpecificDeacquire () : CCiscoPhoneDevSpecific
(CPDST_ACQUIRE) {}
    virtual ~ CCiscoPhoneDevSpecificDeacquire () {}
    char m_DeviceName[16];
    virtual DWORD dwSize(void) const {return sizeof(*this)-4;}
    // subtract out the virtual function table pointer
};
```

## Parameters

DWORD m\_MsgType

Equals CPDST\_DEACQUIRE

char m\_DeviceName[16]

The DeviceName that needs to be explicitly de-acquired.

## Request Call RTP Snapshot

The CCiscoPhoneDevSpecificGetRTPSnapshot class gets used to request Call RTP snapshot event from the device. There will be LineCallDevSpecific event for each call on the device.



### Note

Be aware that this extension is only available if extension version 0x00070000 or higher is negotiated.

```
CCiscoPhoneDevSpecific
|
+--CCiscoPhoneDevSpecificGetRTPSnapshot
```

## Class Details

```
class CCiscoPhoneDevSpecificGetRTPSnapshot:
public CCiscoPhoneDevSpecific{
public:
    CCiscoPhoneDevSpecificGetRTPSnapshot () :
    CCiscoPhoneDevSpecific (CPDST_REQUEST_RTP_SNAPSHOT_INFO) {}
    virtual ~ CCiscoPhoneDevSpecificGetRTPSnapshot () {}
    char m_DeviceName[16];
    virtual DWORD dwSize(void) const {return sizeof(*this)-4;}
    // subtract out the virtual function table pointer
};
```

## Parameters

**DWORD m\_MsgType**

Equals CPDST\_DEACQUIRE

**char m\_DeviceName[16]**

The DeviceName that needs to be explicitly de-acquired.

## Messages

This section describes the line device specific messages that the Cisco Unified TSP supports. An application receives nonstandard TAPI messages in the following LINE\_DEVSPECIFIC messages:

- A message to signal when to stop and start streaming RTP audio.
- A message that contains the call handle of active calls when the application starts up.
- A message that indicates to set the RTP parameters based on the data of the message.
- A message that indicates secure media status.

The message type represents an enumerated integer with the following values:

```
enum CiscoLineDevSpecificMsgType{
    SLDSMT_START_TRANSMISION = 1,
    SLDSMT_STOP_TRANSMISION,
    SLDSMT_START_RECEPTION,
    SLDSMT_STOP_RECEPTION,
    SLDSMT_LINE_EXISTING_CALL,
    SLDSMT_OPEN_LOGICAL_CHANNEL,
    SLDSMT_CALL_TONE_CHANGED,
    SLDSMT_LINECALLINFO_DEVSPECIFICDATA,
    SLDSMT_HOLD_REVERSION,
    SLDSMT_LINE_PROPERTY_CHANGED,
    SLDSMT_MONITORING_STARTED,
    SLDSMT_MONITORING_ENDED,
    SLDSMT_RECORDING_STARTED,
    SLDSMT_RECORDING_ENDED,
    SLDSMT_NUM_TYPE,
    SLDSMT_IP_ADDRESSING_MODE_CHANGED,
    SLDSMT_START_TRANSMISION_ADDRESSING_MODE,
    SLDSMT_START_RECEPTION_ADDRESSING_MODE,
    SLDSMT_DEVICE_STATE,
    SLDSMT_MONITORING_TERMINATED,
    SLDSMT_MEDIA_TO_BIB_STARTED,
    SLDSMT_MEDIA_TO_BIB_ENDED,
    SLDSMT_MONITORING_MODE_UPDATED,
    SLDSMT_RTP_GET_IP_PORT,
    SLDSMT_MULTIMEDIA_STREAMSDATA,
    SLDSMT_ANNOUNCEMENT_STARTED,
    SLDSMT_ANNOUNCEMENT_ENDED,
    SLDSMT_RECORDING_FAILED
};
```

## Announcement Events

### **SLDSMT\_ANNOUNCEMENT\_STARTED**

When an announcement starts, the SLDSMT\_ANNOUNCEMENT\_STARTED message is sent to the application. The format of the parameters follows:

#### **LINE\_DEVSPECIFIC**

hDevice -TAPI call handle

dwParam1 - **SLDSMT\_ANNOUNCEMENT\_STARTED**

dwParam2 -unused

dwParam3 -unused

### **SLDSMT\_ANNOUNCEMENT\_ENDED**

When an announcement ends, the SLDSMT\_ANNOUNCEMENT\_ENDED message is sent to the application. If the announcement does not play, the application analyzes the cause code parameter to verify whether the announcement was successful and the failure reason. The format of the parameters follows:

#### **LINE\_DEVSPECIFIC**

hDevice -TAPI call handle

dwParam1 - **SLDSMT\_ANNOUNCEMENT\_ENDED**

dwParam2 -result (0 or error code in case of failure)

dwParam3 -unused

### **SLDSMT\_RECORDING\_FAILED**

An SLDSMT\_RECORDING\_FAILED is generated to the application when a recording is unable to restart after being interrupted. The application must then restart the recording. The format of the parameters follows:

#### **LINE\_DEVSPECIFIC**

hDevice -TAPI call handle

dwParam1 -SLDSMT\_RECORDING\_FAILED (0x1C)

dwParam2 -cause code for failure

dwParam3 -unused

## Start Transmission Events

### **SLDSMT\_START\_TRANSMISSION**

When a message is received, the RTP stream transmission starts and:

- dwParam2 specifies the network byte order IP address of the remote machine to which the RTP stream should be directed.
- dwParam3, specifies the high-order word that is the network byte order IP port of the remote machine to which the RTP stream should be directed.

- dwParam3, specifies the low-order word that is the packet size, in milliseconds, to use.

The application receives these messages to signal when to start streaming RTP audio. At extension version 1.0 (0x00010000), the parameters have the following format:

- dwParam1 contains the message type.
- dwParam2 contains the IP address of the remote machine.
- dwParam3 contains the network byte order IP port of the remote machine to which the RTP stream should be directed in the high-order word and the packet size in milliseconds in the low-order word.

At extension version 2.0 (0x00020000), start transmission uses the following format:

- dwParam1: from highest order bit to lowest
  - First two bits blank
  - Precedence value 3 bits
  - Maximum frames per packet 8 bits
  - G723 bit rate 2 bits
  - Silence suppression value 1 bit
  - Compression type 8 bits
  - Message type 8 bits
- dwParam2 contains the IP address of the remote machine
- dwParam3 contains the network byte order IP port of the remote machine to which the RTP stream should be directed in the high-order word and the packet size in milliseconds in the low-order word.

At extension version 4.0 (0x00040000), start transmission has the following format:

- hCall – The call of the Start Transmission event
- dwParam1: from highest order bit to lowest
  - First two bits blank
  - Precedence value 3 bits
  - Maximum frames per packet 8 bits
  - G723 bit rate 2 bits
  - Silence suppression value 1 bit
  - Compression type 8 bits
  - Message type 8 bits
- dwParam2 contains the IP address of the remote machine
- dwParam3 contains the network byte order IP port of the remote machine to which the RTP stream should be directed in the high-order word and the packet size in milliseconds in the low-order word.

## Start Reception Events

### SLDSMT\_START\_RECEPTION

When a message is received, the RTP stream reception starts and:

- dwParam2 specifies the network byte order IP address of the local machine to use.
- dwParam3, specifies the high-order word that is the network byte order IP port to use.
- dwParam3, specifies the low-order high-order word that is the packet size, in milliseconds, to use.

When a message is received, the RTP stream reception should commence.

At extension version 1, the parameters have the following format:

- dwParam1 contains the message type.
- dwParam2 contains the IP address of the remote machine.
- dwParam3 contains the network byte order IP port of the remote machine to which the RTP stream should be directed in the high-order word and the packet size in milliseconds in the low-order word.

At extension version 2 start reception uses the following format:

- dwParam1:from highest order bit to lowest
  - First 13 bits blank
  - G723 bit rate 2 bits
  - Silence suppression value 1 bit
  - Compression type 8 bits
  - Message type 8 bits
- dwParam2 contains the IP address of the remote machine
- dwParam3 contains the network byte order IP port of the remote machine to which the RTP stream should be directed in the high-order word and the packet size in milliseconds in the low-order word.

At extension version 4.0 (0x00040000), start reception uses the following format:

- hCall – The call of the Start Reception event
- dwParam1:from highest order bit to lowest
  - First 13 bits blank
  - G723 bit rate 2 bits
  - Silence suppression value 1 bit
  - Compression type 8 bits
  - Message type 8 bits
- dwParam2 contains the IP address of the remote machine

- dwParam3 contains the network byte order IP port of the remote machine to which the RTP stream should be directed in the high-order word and the packet size in milliseconds in the low-order word.

## Stop Transmission Events

### **SLDSMT\_STOP\_TRANSMISSION**

When a message is received, transmission of the streaming should stop.

At extension version 1.0 (0x00010000), stop transmission uses the following format:

- dwParam1 – Message type

At extension version 4.0 (0x00040000), stop transmission uses the following format:

- hCall – The call for which the Stop Transmission event applies.
- dwParam1 – Message type

## Stop Reception Events

### **SLDSMT\_STOP\_RECEPTION**

When a message is received, reception of the streaming should stop.

At extension version 1.0 (0x00010000), stop reception uses the following format:

- dwParam1 -message type

At extension version 4.0 (0x00040000), stop reception uses the following format:

- hCall – The call for which the Stop Reception event applies.
- dwParam1 – Message type

## Existing Call Events

### **SLDST\_LINE\_EXISTING\_CALL**

These events inform the application of existing calls in the PBX when it starts up. The format of the parameters follows:

- dwParam1 – Message type
- dwParam2 – Call object
- dwParam3 – TAPI call handle

## Open Logical Channel Events

### SLDSMT\_OPEN\_LOGICAL\_CHANNEL

When a call has media established at a CTI Port or Route Point that is registered for Dynamic Port Registration, receipt of this message indicates that an IP address and UDP port number need to be set for the call.

**Note**

This extension is only available if extension version 0x00040000 or higher gets negotiated.

The following format of the parameters applies:

- hCall -The call for which the Open Logical Channel event applies
- dwParam1 – Message type
- dwParam2 – Compression Type
- dwParam3 – Packet size in milliseconds

At extension version 9.0 (0x00090000), start transmission has the following format:

- hCall -The call the Open Logical Channel event is for
- dwParam1: from highest order bit to lowest
- First eight bits blank
- Maximum frames per packet 8 bits
- Compression type 8 bits
- Message type 8 bits
- dwParam2 contains the IP addressing mode
- dwParam3: Packet size in milliseconds

At extension version B.0 (0x000B0000), Open Logical channel has the following format:

- hCall -The call the Open Logical Channel event is for
- dwParam1: from highest order bit to lowest
- First sixteen bits blank
- Compression type 8 bits
- Message type 8 bits
- dwParam2: from highest order bit to lowest
- First twenty three bits blank
- SetRTPInfo (twenty fourth bit from MSB/ninth bit from LSB)
- IP addressing mode 8 bits
- dwParam3: Packet size in milliseconds

## LINECALLINFO\_DEVSPECIFICDATA Events

### SLDSMT\_LINECALLINFO\_DEVSPECIFICDATA

This message indicates that the DEVSPECIFICDATA information is changed in the DEVSPECIFIC portion of the LINECALLINFO structure for the different fields.


**Note**

The fields are only available if the negotiated version contains support for the particular feature.

The following format applies for the parameters:

- hCall -The call handle
- dwParam1 -Message type
- dwParam2

```
SLDST_SRTP_INFO | SLDST_QOS_INFO | SLDST_PARTITION_INFO |
SLDST_EXTENDED_CALL_INFO | SLDST_CALL_ATTRIBUTE_INFO | SLDST_CCM_CALLID |
SLDST_CALL_SECURITY_STATUS | SLDST_NUMBER_TYPE_CHANGED |
SLDST_GLOBALIZED_CALLING_PARTY_CHANGED |
SLDST_FAR_END_IP_ADDRESS_CHANGED | SLDST_UNIQUE_CALL_REF_ID_INFO
SLDST_DEVICE_VIDEO_CAP_INFO | SLDST_MULTIMEDIA_STREAMS_INFO
```

The bit mask values follow:

|                                        |            |
|----------------------------------------|------------|
| SLDST_SRTP_INFO                        | 0x00000001 |
| SLDST_QOS_INFO                         | 0x00000002 |
| SLDST_PARTITION_INFO                   | 0x00000004 |
| SLDST_EXTENDED_CALL_INFO               | 0x00000008 |
| SLDST_CALL_ATTRIBUTE_INFO              | 0x00000010 |
| SLDST_CCM_CALL_ID                      | 0x00000020 |
| SLDST_SECURITY_STATUS_INFO             | 0x00000040 |
| SLDST_NUMBER_TYPE_CHANGED              | 0x00000080 |
| SLDST_GLOBALIZED_CALLING_PARTY_CHANGED | 0x00000100 |
| SLDST_FAR_END_IP_ADDRESS_CHANGED       | 0x00000200 |
| SLDST_UNIQUE_CALL_REF_ID_INFO          | 0x00000400 |
| SLDST_DEVICE_VIDEO_CAP_INFO            | 0x00000800 |

|                               |            |
|-------------------------------|------------|
| SLDST_MULTIMEDIA_STREAMS_INFO | 0x00001000 |
|-------------------------------|------------|

For example, if there are changes in SRTP and QoS but not in Partition, then both the SLDST\_SRTP\_INFO and SLDST\_QOS\_INFO bits are set. The value for dwParam2 = SLDST\_SRTP\_INFO | SLDST\_QOS\_INFO = 0x00000011

- dwParam3 -If a change occurs in the SRTP information, then this field contains the CiscoSecurityIndicator.

```
enum CiscoSecurityIndicator
{
    SRTP_MEDIA_ENCRYPT_KEYS_AVAILABLE,
    SRTP_MEDIA_ENCRYPT_USER_NOT_AUTH,
    SRTP_MEDIA_ENCRYPT_KEYS_UNAVAILABLE,
    SRTP_MEDIA_NOT_ENCRYPTED
};
```

**Note**

dwParam3 is used when dwParam2 has the SRTP bit mask set.

## Call Tone Changed Events

### SLDSMT\_CALL\_TONE\_CHANGED

When a tone change occurs on a call, receipt of this message indicates the tone and the feature that caused the tone change.

**Note**

Be aware that this extension is only available if extension version 0x00050000 or higher is negotiated. In the Cisco Unified TSP 4.1 release and later, this event only gets sent for Call Tone Changed Events where the tone equals CTONE\_ZIPZIP and the tone gets generated as a result of the FAC/CMC feature.

The format of the parameters follows:

- hCall—The call for which the Call Tone Changed event applies
- dwParam—Message type
- dwParam2—CTONE\_ZIPZIP, 0x31 (Zip Zip tone), CTONE\_ZIP, 0x32 (Zip tone)
- dwParam3—If dwParam2 is CTONE\_ZIPZIP, this parameter contains a bitmask with the following possible values:
  - CZIPZIP\_FACREQUIRED—If this bit is set, it indicates that a FAC is required.
  - CZIPZIP\_CMCREQUIRED—If this bit is set, it indicates that a CMC is required.
  - If dwParam2 is CTONE\_ZIP, this parameter contains direction mode with the following possible values:
    - 0 -Tone is played at local End

1 -Tone is played at Remote End

**Note**

For a DN that requires both codes, the first event always applies for the FAC and CMC code. The application optionally can send both codes separated by # in the same request. The second event generation remains optional based on what the application sends in the first request.

## Line Property Changed Events

### SLDSMT\_LINE\_PROPERTY\_CHANGED

When a line property is changed, a LINEDEVSPECIFIC event is fired with indication of the changes.

**Note**

This extension is available only if extension version 0x00080000 or higher is negotiated.

The format of the parameters follows:

dwParam1 -Message type

dwParam2 -indication type -CiscoLinePropertyChangeType

```
enum CiscoLinePropertyChangeType
{
    LPCT_INTERCOM_LINE           = 0x00000001,
    LPCT_RECORDING_TYPE          = 0x00000002,
    LPCT_MAX_CALLS                = 0x00000004,
    LPCT_BUSY_TRIGGER             = 0x00000008,
    LPCT_LINE_INSTANCE            = 0x00000010,
    LPCT_LINE_LABEL               = 0x00000020,
    LPCT_VOICEMAIL_PILOT          = 0x00000040,
    LPCT_DEVICE_IPADDRESS         = 0x00000080,
    LPCT_NEWCALL_ROLLOVER         = 0x00000100,
    LPCT_CONSULTCALL_ROLLOVER     = 0x00000200,
    LPCT_JOIN_ON_SAME_LINE        = 0x00000400,
    LPCT_JOIN_ACROSS_LINE         = 0x00000800,
    LPCT_DIRECTTRANSFER_ON_SAME_LINE = 0x00001000,
    LPCT_DIRECTTRANSFER_ACROSS_LINE = 0x00002000
};
```

dwParam3 -default = 0,

In case, dwParam2 = LPCT\_INTERCOM\_LINE, dwParam3 is the result of the change

```
Enum CiscoIntercomLineChangeResult
{
    IntercomSettingChange_successful = 0;
    IntercomSettingRestorationFail = 1
}
```

If dwParam2 = LPCT\_RECORDING\_TYPE, dwParam3 will have a new Recording Type:

```
enum recordType
{
    RecordType_NoRecording = 0,
    RecordType_AutomaticRecording = 1,
    RecordType_ApplicationInvokedCallRecording = 2,
    RecordType_DeviceInvokedCallRecording = 3
};
```

## Phone Property Changed Events

### CPDSMT\_PHONE\_PROPERTY\_CHANGED\_EVENT

When a Phone property is changed, a PHONE\_DEVSPECIFIC event is fired with indication of what has been changed.

The following format of the parameters applies:

dwParam1 – SLDSMT\_LINE\_PROPERTY\_CHANGED (0x04)

dwParam2 – indication type – CiscoLinePropertyChangeType

dwParam3 – updated based on dwParam2 (LinePropertyChangeType)

### CiscoPhonePropertyChangeType

```
enum CiscoPhonePropertyChangeType
{
    PPCT_DEVICE_IPADDRESS = 0x00000001,
    PPCT_NEWCALL_ROLLOVER = 0x00000002,
    PPCT_CONSULTCALL_ROLLOVER = 0x00000004,
    PPCT_JOIN_ON_SAME_LINE = 0x00000008,
    PPCT_JOIN_ACROSS_LINE = 0x00000010,
    PPCT_DIRECTTRANSFER_ON_SAME_LINE = 0x00000020,
    PPCT_DIRECTTRANSFER_ACROSS_LINE = 0x00000040,
    PPCT_DEVICE_MULTIMEDIACAP_INFO = 0x00000080,
};
```

## Monitoring Started Event

### SLDSMT\_MONITORING\_STARTED

When monitoring starts on a particular call, this event is triggered for the monitored call to inform the application.



#### Note

This event is available only if extension version 0x00080000 or higher is negotiated.

The format of the parameters follows:

- dwParam1—Message type
- dwParam2—0
- dwParam3—0

## Monitoring Ended Event

### SLDSMT\_MONITORING\_ENDED

When monitoring is stopped for a particular call, this event is triggered for the monitored call to inform the application.



#### Note

This event is available only if extension version 0x00080000 or higher is negotiated.

The format of the parameters follows:

- dwParam1—Message type
- dwParam2—Reason code
- dwParam3—0

## Recording Started Event

### SLDSMT\_RECORDING\_STARTED

When recording starts on a particular call, this event is triggered to inform the same to the application.



#### Note

This event is available only if extension version 0x00080000 or higher is negotiated.

The format of the parameters follows:

- dwParam1—Message type
- dwParam2—0
- dwParam3—0

## Recording Ended Event

### SLDSMT\_RECORDING\_ENDED

When recording is stopped on a particular call, this event is triggered to inform the same to the application.



#### Note

This event is available only if extension version 0x00080000 or higher is negotiated.

The format of the parameters follows:

- dwParam1—Message type

- dwParam2—Reason code
- dwParam3—0

## Recording Failure Event

### SLDSMT\_RECORDING\_FAILED

When a recording is started and another feature can cause the recording to stop and start again. If the recording does not restart, an SLDSMT\_RECORDING\_FAILED message is generated to the application. The application then restarts the recording.

The format of the parameters follows:

- **LINE\_DEVSPECIFIC**
- hDevice -TAPI call handle
- dwParam1 - SLDSMT\_RECORDING\_FAILED (0x1C)
- dwParam2 -cause code for failure
- dwParam3 -unused

## Silent Monitoring Session Terminated Event

### SLDSMT\_MONITORING\_TERMINATED

When Monitoring Session is toned down as security capabilities of the supervisor do not meet or exceed the capabilities of agent, this event is fired on the supervisor to inform the same to the application.

**Note**

---

This event is only available if extension version 0x000A0000 or higher is negotiated.

---

The format of the parameters follows:

- dwParam1 – Message type -SLDSMT\_MONITORING\_TERMINATED
- dwParam2 – TransactionID – which is unique for the Monitoring session
- dwParam3 – New Cause Code -LINEDISCONNECTMODE\_INCOMPATIBLE

## Media to BIB Started Event

### SLDSMT\_MEDIA\_TO\_BIB\_STARTED

This event indicates that agent greeting call has been successfully set up.

**Note**


---

This event is only available if extension version 0x000B0000 or higher is negotiated.

---

The format of the parameters follows:

- dwParam1 – Message type -SLDSMT\_MEDIA\_TO\_BIB\_STARTED
- dwParam2 – reserved (0)
- dwParam3 – reserved (0)

## Media to BIB Ended Event

### SLDSMT\_MEDIA\_TO\_BIB\_ENDED

This event indicates that the agent greeting has ended.

**Note**


---

This event is only available if extension version 0x000B0000 or higher is negotiated.

---

The format of the parameters follows:

- dwParam1 – Message type -SLDSMT\_MEDIA\_TO\_BIB\_ENDED
- dwParam2 – result code:
  - non 0: Agent Greeting was successfully played
  - 0: Agent Greeting was not successfully played
- dwParam3 – result code

## Get IP and Port Event

### SLDSMT\_RTP\_GET\_IP\_PORT

This event indicates that the application has to set the RTP Port and IP information using existing SetRTP devspecific Extension. The application has to set the RTP information only for Dynamically Registered CTI Ports or Route Points and for static Registered CTI Ports, application has to open the port used for registration.

**Note**


---

This event is available only if extension version 0x000B0000 or higher is negotiated.

---

The format of the parameters follows:

- dwParam1 – Message type -SLDSMT\_RTP\_GET\_IP\_PORT
- dwParam2 – IP Addressing Capability (from highest order bit to lowest)
  - First twenty three bits blank
  - SetRTPInfo (twenty fourth bit from MSB or ninth bit from LSB)

- IP addressing mode 8 bits
- dwParam3 – reserved (0)

## MultiMedia Streams Data Notification Event

### SLDSMT\_MULTIMEDIA\_STREAMSDATA

When MultiMediaStreams Data Information is changed on a Call, SLDSMT\_MULTIMEDIA\_STREAMSDATA message is sent to the application.

The format of the parameters follows:

#### LINE\_DEVSPECIFIC

hDevice – TAPI call handle

dwParam1 – SLDSMT\_MULTIMEDIA\_STREAMSDATA

dwParam2 – unused

dwParam3 – unused

## Monitor Mode Update Event

### SLDSMT\_MONITORING\_MODE\_UPDATED

This event indicates that the monitoring mode has been successfully updated to the value in dwParam1 and is sent to active supervisor and agent lines.



#### Note

This event is available only if extension version 0x000B0000 or higher is negotiated.

The format of the parameters follows:

- dwParam1 – Message type -SLDSMT\_MONITORING\_MODE\_UPDATED
- dwParam2 – monitoring mode

```
enum
{
    MonitorMode_Silent    = 1,
    MonitorMode_Whisper   = 2,
    MonitorMode_Active     = 3    // Not currently used
} MonitorMode;
```

- dwParam3 – active tone direction

```
enum
{
    PlayToneDirection_NoLocalOrRemote = 0,
    PlayToneDirection_LocalOnly,
    PlayToneDirection_RemoteOnly,
```

```
        PlayToneDirection_BothLocalAndRemote  
    } PlayToneDirection
```



## Cisco TSP Media Driver

Cisco Media Driver introduces a new and innovative way for TAPI-based applications to provide media interaction such as play announcements, record calls, and so on.

Cisco TSP 8.0(1) includes support for both Cisco Media Driver and Cisco Wave Driver, but only one driver can be active at any given time.

Cisco Media Driver offers several advantages:

- **Simplified Installation and Management**—Cisco Media Driver configuration can be completed through the Cisco TSP Installation Wizard. Channel and port settings are consistently and automatically applied to all configured TSP instances.
  - **Performance and Scalability**—Cisco Media Driver can scale to support up to 1000 configured ports with hundreds of simultaneously active media channels. Refer to the application vendor's Installation Guide to determine the number of channels supported by the TAPI application.
  - **Codec Support**—Cisco Media Driver supports 8KHz, 16-bit PCM, G.711 a-law, G.711 u-law natively. Additionally, G.729a can be supported when pass-through mode is enabled.
  - **Reliability**—Cisco Media Driver runs as an independent process, similar to Windows applications, providing greater application stability and reliability. Creating and debugging media applications is now much easier.
- 
- [Cisco Rtp Library Components, page 442](#)
  - [TAPI Application Support, page 443](#)
  - [EpAPI Functions, page 447](#)
  - [EpApi Error Codes, page 463](#)
  - [Callback Function, page 464](#)
  - [Data Structures, page 466](#)
  - [Trace Options, page 468](#)
  - [Known Problems or Limitations, page 469](#)

# Cisco Rtp Library Components

## Header Files

The following header files contain declaration of all functions, data structures, etc. exposed by Cisco Rtp Library.

- ciscortpapi.h
- ciscortpbase.h
- ciscortpcbcs.h
- ciscortpcodec.h
- ciscortperr.h
- ciscortpep.h
- ciscortpip.h

In order to use Cisco Rtp Library functionality a typical application would only need to explicitly include ciscortpapi.h and ciscortpep.h files.

## Import Library

The following import library has to be linked with an application in order to use Cisco Rtp Library functionality:

- cmrtplib.lib

## DLLs

The following DLLs are installed as a part of CiscoTSP plug-in and used by Cisco Rtp Library:

Windows 32bit OS (x86):

- ciscortplib.dll
- ciscortpmon.dll
- ciscortpg711a.dll
- ciscortpg711u.dll
- ciscortpg729.dll
- ciscortppcm16.dll

Windows 64bit OS (x64):

- ciscortplib64.dll
- ciscortpmon64.dll
- ciscortpg711a64.dll
- ciscortpg711u64.dll
- ciscortpg72964.dll

- ciscortppcm1664.dll

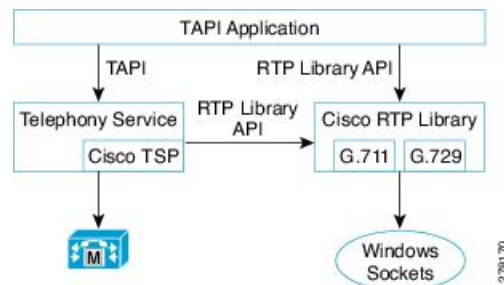
# TAPI Application Support

## CiscoTSP and Cisco Rtp Library Interaction

In order to allow TAPI applications to associate TAPI line device with Rtp Library media endpoints Cisco TSP implements two new device classes: ciscowave/in and ciscowave/out. If TAPI line device is capable to terminate media by means of Cisco Rtp Library, an application can use ciscowave/in and ciscowave/out device class names in the TAPI lineGetID() function to obtain associated media device identifiers. Media device identifier can be used in Cisco Rtp Library APIs to create media endpoints and manipulate media on a corresponding TAPI line device.

The following figure shows high level view of TAPI application which uses Cisco TAPI service provider and Cisco Rtp Library functionalities.

**Figure 30: TAPI Application with Cisco Components**



## Codec Advertisement

Cisco Media Driver devices advertise G.711 support natively. Cisco Unified CM automatically invokes Media Termination Points (MTPs) when needed to provide transcoding (see Example 1). If MTPs are not configured and transcoding is required, call setup fails (see Example 2).

### Example 1

- 1 G729PassThrough set to OFF (default).
- 2 TSP application registers CTI port 1.
- 3 CTI port 1 advertises G.711 support (default).
- 4 Unified CM is configured with MTPs, which can be used if transcoding is needed.
- 5 CTI port 1 calls Device 1000.
- 6 Device 1000 only supports G.729, so an MTP is inserted to provide transcoding.

**Example 2**

- 1 G729PassThrough set to OFF (default).
- 2 TSP application registers CTI port 1.
- 3 CTI port 1 advertises G.711 support (default).
- 4 Unified CM is not configured with MTPs for transcoding.
- 5 CTI port 1 calls Device 1000.
- 6 Device 1000 only supports G.729 and no MTPs are available, so call setup fails.

Applications which natively support G.729 can change the default codec advertisement by setting the G729PassThrough registry option to ON (1).

The TSP application is then responsible for playing the appropriate media file (G.711 or G.729) based on the compatible codecs supported by the Device receiving the media (see Example 3 below).

The Registry key can be found at:

- Windows XP: HKEY\_Local\_Machine/Software/Cisco Systems, Inc./ RtpLib/G729PassThrough
- Windows Vista: HKEY\_USERS\S-1-5-20\Software\Cisco Systems, Inc.\ RtpLib\G729PassThrough

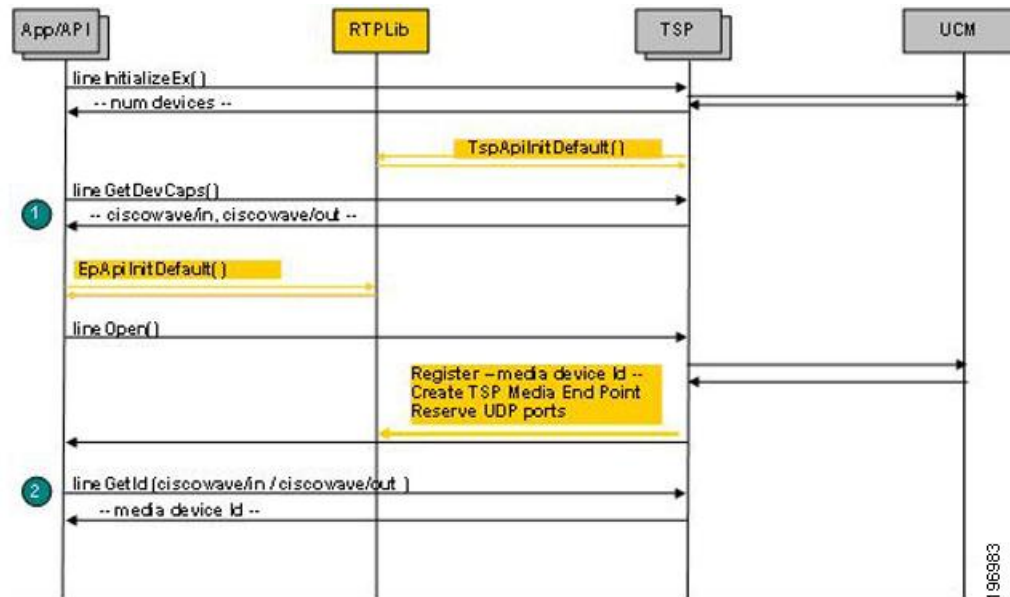
**Example 3**

- 1 G729PassThrough set to ON.
- 2 TSP application registers CTI port 1.
- 3 CTI port 1 advertises G.711 and G.729 support.
- 4 Unified CM is not configured with MTPs for transcoding.
- 5 CTI port 1 calls Device 1000.
- 6 Device 1000 only supports G.729, so the application plays the appropriate G.729 media file.

## Typical TAPI Application Message Flow

The message flow in the following figure is described in steps 1 and 2.

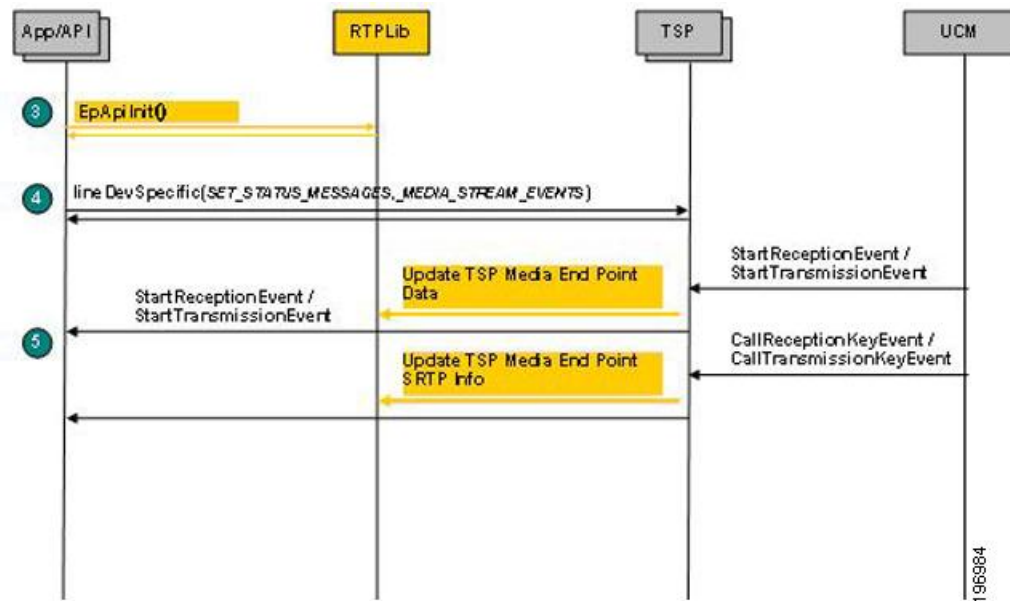
**Figure 31: Typical TAPI Application Message Flow 1**



- 1 Initialize TAPI, get LINEINFO for available line devices, find devices which are capable of using Cisco Rtp Library functionalities
- 2 Get media device identifier associated with a particular line device

The message flow in the following figure is described in steps 3 to 5.

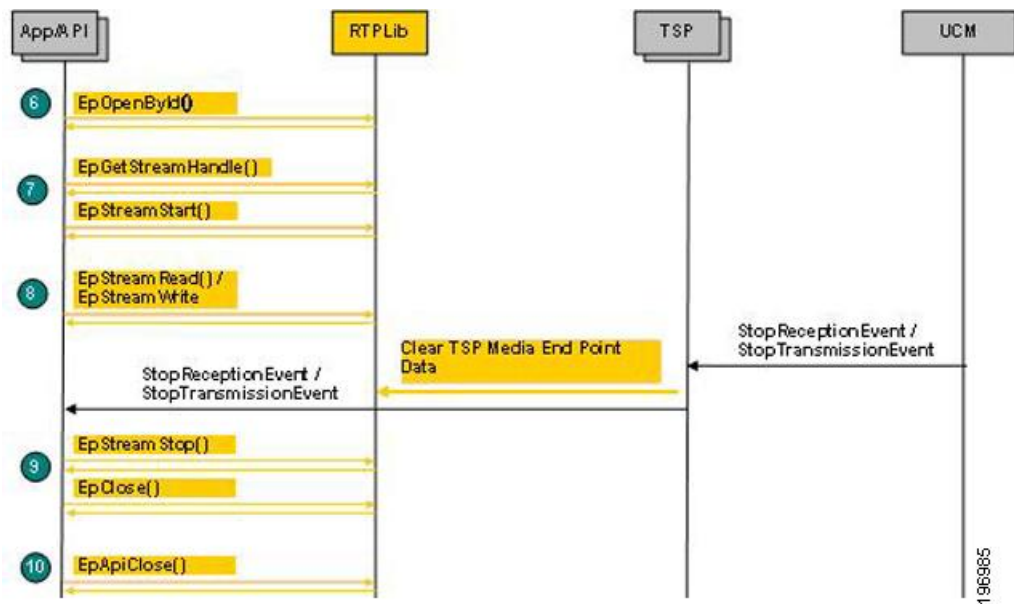
**Figure 32: Typical TAPI Application Message Flow 2**



- 3 Initialize Rtp Library
- 4 Subscribe for media stream events for relevant devices using Cisco lineDevSpecific extension
- 5 Start monitoring media events

The message flow in following figure is described in steps 6 to 10.

**Figure 33: Typical TAPI Application Message Flow 3**



- 6 Create media endpoint
- 7 Get in/out stream handle and start data streaming
- 8 Receive / transmit data
- 9 Stop data streaming, close endpoint
- 10 Close EpAPI before exiting the program

## EpAPI Functions

### EpApiInit

Initializes EpApi and Rtp Library.

#### Syntax

```

CMAPI bool    EpApiInit (
PRTPLIBTRACE  pTraceCallback,
USHORT        portRangeStart,
USHORT        numPorts,
int           IPAddressFamily,
PRTPADDR      pDefaultRtpAddr
);
  
```

**Parameters****pTraceCallback**

Pointer to an application callback function to be called with the trace record data passed to it.

**portRangeStart**

First port number in the continuous range of UDP ports (port pool) which can be used to create endpoints.

**numPorts**

Number of ports in the UDP port range (port pool) which can be used to create endpoints.

**IPAddressFamily**

IP address family to be used by Rtp Library to create endpoints can be set to:

- AF\_UNSPEC: both AF\_INET and AF\_INET6 can be used.
- AF\_INET: AF\_INET only can be used.
- AF\_INET6: AF\_INET6 only can be used.

This settings can be overwritten by the pDefaultRtpAddr parameter.

**pDefaultRtpAddr**

IP address to be used use by Rtp Library to create endpoints. If not NULL, only this address will be used.

**Return Value**

If no errors occurs, this function returns true. If an error occurs, false is returned, and a specific error code can be retrieved by calling EpApiGetLastError.

| Error code             | Description                                                                           |
|------------------------|---------------------------------------------------------------------------------------|
| EP_ERR_ADDR_NOTAVAIL   | Unable to create endpoint with specified IP address family                            |
| EP_ERR_PARAM_INVALID   | The following describes a possible cause of the error:<br>Invalid number of UDP ports |
| RTP_ERR_INITALREADY    | Already initialized                                                                   |
| RTP_ERR_TIMER_NOTAVAIL | Unable to create high resolution timer                                                |

**Remarks**

An error code can be set even when EpApiInit returns true. In some cases a default action / value can be assumed even if a parameter or registry settings is invalid. In those cases EpApiInit returns true but also set a proper error code to indicate an issue.

## EpApiInitByDefault

Initializes EpApi and Rtp Library with default settings.

### Syntax

```
CMAPI bool EpApiInitByDefault (  
    PRTPLIBTRACEpTraceCallback,  
);
```

### Parameters

#### pTraceCallback

Pointer to an application callback function to be called with the trace record data passed to it.

### Return Value

If no errors occurs, this function returns true. If an error occurs, false is returned, and a specific error code can be retrieved by calling EpApiGetLastError.

| Error code          | Description         |
|---------------------|---------------------|
| RTP_ERR_INITALREADY | Already initialized |

### Remarks

Rtp Library will be initialized as if registry is set as follows:

- UDPPortRangeStart = 50000
- UDPPortRangeEnd = 50999

## EpApiClose

Closes EpApi.

### Syntax

```
CMAPI bool EpApiClose ();
```

### Return Value

If no errors occurs, this function returns true. If an error occurs, false is returned, and a specific error code can be retrieved by calling EpApiGetLastError.

| Error code  | Description               |
|-------------|---------------------------|
| EP_ERR_INIT | EpAPI is not initialized. |

**Remarks**

As a result of this function execution all active sessions, connections and streams will be terminated, timers closed and all data freed.

## EpLocalAddressGetAll

Returns an array of RTPADDR structures which contain local IP addresses available for use by Rtp Library.

**Syntax**

```
CMAPI int EpLocalAddressPortGetAll(
    PRTPADDR pBuffer,
    int *      pBufSize
);
```

**Parameters****pBuffer**

Pointer to a memory buffer to fill in with array of RTPADDR structures or NULL.

**pBufSize**

- IN—Length of the buffer (in bytes), pointed to by pBuffer.
- OUT—Space in the buffer used or required.

**Return Value**

If no errors occurs, this function returns a number of available local IP addresses and an array of RTPADDR structures in the pBuffer.

If pBuffer parameter value is NULL, the function returns the number of available local IP addresses and the pBufSize will contain the buffer size required for the RTPADDR structure array.

If an error occurs, 0 is returned and a specific error code can be retrieved by calling EpApiGetLastError. In case of EP\_ERR\_PARAM\_INVALID error, pBufSize will contain the size of the required buffer.

| Error code           | Description                 |
|----------------------|-----------------------------|
| EP_ERR_INIT          | EpAPI is not initialized.   |
| EP_ERR_PARAM_INVALID | Buffer is not large enough. |

## EpLocalAddressPortGet

Reserves port from the port pool and returns it together with a local IP address.

**Syntax**

```
CMAPI PRTPADDR EpLocalAddressPortGet();
```

**Return Value**

If no errors occurs, this function returns pointer to RTPADDR structure with the first (or default) local IP address used by Rtp Library and reserved UDP port number.

If an error occurs, NULL is returned and a specific error code can be retrieved by calling EpApiGetLastError.

| Error code            | Description               |
|-----------------------|---------------------------|
| EP_ERR_INIT           | EpAPI is not initialized. |
| RTP_ERR_PORT_NOTAVAIL | No UDP port available.    |

## EpLocalAddressPortGetByFamily

Reserves port from the port pool and returns it alone with a local IP address for the specified family.

**Syntax**

```
CMAPI PRTPADDR EpLocalAddressPortGetByFamily(
    int      IPAddressFamily
);
```

**Parameters****IPAddressFamily**

IP address family: AF\_INET or AF\_INET6

Returns: Pointer to RTPADDR structure or NULL.

**Return Value**

If no errors occurs, this function returns pointer to RTPADDR structure with the first local IP address for the specified family used by Rtp Library and reserved UDP port number. If an error occurs, NULL is returned and a specific error code can be retrieved by calling EpApiGetLastError.

| Error code            | Description                                  |
|-----------------------|----------------------------------------------|
| EP_ERR_INIT           | EpAPI is not initialized.                    |
| RTP_ERR_ADDR_NOTAVAIL | No IP address available for specified family |
| RTP_ERR_PORT_NOTAVAIL | No UDP port available.                       |

## EpLocalAddressPortGetByIdx

Reserves UDP port from the Rtp Library port pool and returns it in the RTPADDR data structure along with the IP address of the network interface card specified by the index parameter.

### Syntax

```
CMAPI PRTPADDR EpLocalAddrPortGetByIdx (
    int          index
);
```

### Parameters

#### index

Index in the list of available local network addresses returned by EpLocalAddressGetAll function call.

### Return Value

If no error occurs, this function returns pointer to RTPADDR structure which contains local IP address and reserved UDP port number. If an error occurs, NULL is returned, and a specific error code can be retrieved by calling EpApiGetLastError.

| Error code            | Description               |
|-----------------------|---------------------------|
| EP_ERR_INIT           | EpAPI is not initialized. |
| EP_ERR_PARAM_INVALID  | Invalid index value.      |
| RTP_ERR_PORT_NOTAVAIL | No UDP port available.    |

### Remarks

List of available local network addresses can be obtained by EpLocalAddressGetAll function call.

## EpLocalAddrPortFree

Returns local UDP port previously reserved by EpLocalAddressGet, EpLocalAddressGetByIdx or EpLocalAddressGetByFamily back to the port pool.

### Syntax

```
CMAPI bool EpLocalAddrPortFree (
    PRTPADDR pLocalAddrPort
);
```

**Parameters****pLocalAddrPort**

Pointer to RTPADDR data structure which contains port number of previously reserved local UDP port.

**Return Value**

If no error occurs, this function returns true. If an error occurs, false is returned, and a specific error code can be retrieved by calling EpApiGetLastError.

| Error code  | Description               |
|-------------|---------------------------|
| EP_ERR_INIT | EpAPI is not initialized. |

**Remarks**

Local UDP could is reserved by EpLocalAddressGet, EpLocalAddressGetByIdx or EpLocalAddressGetByFamily.

## EpOpenById

Creates media endpoint based on TSP data associated with the specified media device identifier.

**Syntax**

```
CMAPI_HANDLE EpOpenById (  
    DWORD          deviceId,  
    StreamDirection streamDir,  
    PRTPDATACALLBACK pCallback  
);
```

**Parameters****deviceId**

Media device identifier obtained by calling TAPI lineGetID() for ciscowave/in or ciscowave/out device class.

**streamDir**

Stream direction. This parameter can be one of the following values:

- ToApp
- ToNwk
- Both

**pCallback**

Pointer to an application callback function to be called when data buffer is received/sent or an error occurred.

**Return Value**

If no errors occurs, this function returns a handle which can be used to reference the endpoint. If an error occurs, NULL is returned, and a specific error code can be retrieved by calling EpApiGetLastError.

| Error code           | Description                                                                                                                                                                                                                                                              |
|----------------------|--------------------------------------------------------------------------------------------------------------------------------------------------------------------------------------------------------------------------------------------------------------------------|
| EP_ERR_INIT          | EpAPI is not initialized.                                                                                                                                                                                                                                                |
| EP_ERR_PARAM_INVALID | The following describes a possible cause of the error: <ul style="list-style-type: none"> <li>Specified device identifier is invalid.</li> <li>Required data associated with device identifier data is missing</li> <li>Specified stream direction is invalid</li> </ul> |

**Remarks**

Endpoint is created based on a data associated by TSP with the deviceId.

## EpClose

Close endpoint created by EpOpen.

**Syntax**

```
CMAPI bool EpClose (
    HANDLE    hEp
);
```

**Parameters****hEp**

Endpoint handle returned by EpOpen.

**Return Value**

If no error occurs, this function returns true. If an error occurs, false is returned, and a specific error code can be retrieved by calling EpApiGetLastError.

| Error code  | Description               |
|-------------|---------------------------|
| EP_ERR_INIT | EpAPI is not initialized. |

| Error code            | Description                           |
|-----------------------|---------------------------------------|
| EP_ERR_HANDLE_INVALID | Specified endpoint handle is invalid. |

## EpGetStreamHandle

Returns endpoint stream handle for a specified stream type and direction

### Syntax

```
CMAPI HANDLE EpGetStreamHandle (  
    HANDLE          hEp,  
    StreamType      streamType,  
    StreamDirection streamDir  
);
```

### Parameters

#### hEp

Endpoint handle returned by EpOpen.

#### streamType

Stream type. This parameter can be one of the following values:

- STREAM\_TYPE\_AUDIO
- STREAM\_TYPE\_VIDEO

#### streamDir

Stream direction. This parameter can be one of the following values:

- ToApp
- ToNwk

### Return Value

If no errors occurs, this function returns stream handle which can be used to reference the stream. If an error occurs, NULL is returned, and a specific error code can be retrieved by calling EpApiGetLastError

| Error code            | Description                                    |
|-----------------------|------------------------------------------------|
| EP_ERR_INIT           | EpAPI is not initialized.                      |
| EP_ERR_HANDLE_INVALID | Specified endpoint handle is invalid.          |
| EP_ERR_PARAM_INVALID  | Specified stream type or direction is invalid. |

## EpStreamStart

Enables data flow on a specified stream

### Syntax

```
CMAPI bool EpStreamStart (  
    HANDLE          hStream,  
    PRTPDATACALLBACK pCallback  
);
```

### Parameters

#### hStream

Stream handle returned by EpGetStreamHandle.

#### pCallback

Pointer to an application callback function to be called when data buffer is received/sent or an error occurred.

### Return Value

If no error occurs, this function returns true. If an error occurs, false is returned, and a specific error code can be retrieved by calling EpApiGetLastError.

| Error code            | Description                                          |
|-----------------------|------------------------------------------------------|
| EP_ERR_INIT           | EpAPI is not initialized.                            |
| EP_ERR_HANDLE_INVALID | Specified endpoint handle is invalid.                |
| EP_ERR_ADDR_INUSE     | Address (protocol-IPaddress-port) is already in use. |

### Remarks

EpStreamStart() should be explicitly called by an application in order to stream data flow (open socket, port). It is not done implicitly by the Rtp Library as it was done before by the Cisco kernel mode wave driver.

## EpStreamStop

Disables data flow on a specified stream.

### Syntax

```
CMAPI bool EpStreamStop (  
    HANDLE hStream  
);
```

**Parameters****hStream**

Stream handle returned by EpGetStreamHandle.

**Return Value**

If no errors occurs, this function returns true. If an error occurs, false is returned, and a specific error code can be retrieved by calling EpApiGetLastError.

| Error code            | Description                         |
|-----------------------|-------------------------------------|
| EP_ERR_INIT           | EpAPI is not initialized.           |
| EP_ERR_HANDLE_INVALID | Specified stream handle is invalid. |

**Remarks**

EpStreamStop() should be explicitly called by an application in order to disable stream data flow. It is not done implicitly by the Rtp Library as it was done before by the Cisco kernel mode wave driver.

## EpStreamRead

Read data from a stream.

**Syntax**

```
CMAPI bool EpStreamRead (  
    HANDLE          hStream,  
    PCHAR           pBuffer,  
    int             bufLen,  
    PVOID           pAppData,  
    PRTPDATACALLBACK pCallback  
);
```

**Parameters****hStream**

Stream handle returned by EpGetStreamHandle.

**pBuffer**

Pointer to a buffer for incoming data.

**bufLen**

Buffer size.

**pAppData**

Pointer to an application data area. It will be associated with the buffer and will be passed back to the application callback function as the pAppData parameter.

**pCallback**

Pointer to an application callback function to be called when data buffer is received or an error occurred.

**Return Value**

If no errors occurs, this function returns true. If an error occurs, false is returned, and a specific error code can be retrieved by calling EpApiGetLastError.

| Error code            | Description                         |
|-----------------------|-------------------------------------|
| EP_ERR_INIT           | EpAPI is not initialized.           |
| EP_ERR_HANDLE_INVALID | Specified stream handle is invalid. |

## EpStreamWrite

Write data to a stream.

**Syntax**

```
CMAPI bool EpStreamWrite (
    HANDLE          hStream,
    PCHAR           pBuffer,
    int             bufLen,
    PVOID           pAppData,
    PRTPDATACALLBACK pCallback
);
```

**Parameters****hStream**

Stream handle returned by EpGetStreamHandle.

**pBuffer**

Pointer to a buffer which contains data.

**bufLen**

Data length

**pAppData**

Pointer to an application data area. It will be associated with the buffer and will be passed back to the application callback function as the pAppData parameter.

**pCallback**

Pointer to an application callback function to be called when data buffer has been written or an error occurred.

**Return Value**

If no error occurs, this function returns true. If an error occurs, false is returned, and a specific error code can be retrieved by calling EpApiGetLastError.

| Error code            | Description                         |
|-----------------------|-------------------------------------|
| EP_ERR_INIT           | EpAPI is not initialized.           |
| EP_ERR_HANDLE_INVALID | Specified stream handle is invalid. |

## EpStreamCodecInGet

Returns stream inbound codec format information.

**Syntax**

```
CMAPI bool EpStreamCodecInGet (  
    HANDLE          hStream,  
    PWAVEFORMATEX  pWaveFormat  
);
```

**Parameters****hStream**

Stream handle returned by EpGetStreamHandle.

**pWaveFormat**

Pointer to a WAVEFORMATEX data structure. Upon successful completion of the request this structure is filled with stream inbound codec format data.

**Return Value**

If no error occurs, this function returns true. If an error occurs, false is returned, and a specific error code can be retrieved by calling EpApiGetLastError.

| Error code            | Description                         |
|-----------------------|-------------------------------------|
| EP_ERR_INIT           | EpAPI is not initialized.           |
| EP_ERR_HANDLE_INVALID | Specified stream handle is invalid. |

## EpStreamCodecInSet

Sets stream inbound codec format.

### Syntax

```
CMAPI bool EpStreamCodecInSet (  
    HANDLE          hStream,  
    PWAVEFORMATEX  pWaveFormat,  
    ULONG           pktSizeMs  
);
```

### Parameters

#### hStream

Stream handle returned by EpGetStreamHandle.

#### pWaveFormat

Pointer to a WAVEFORMATEX data structure which contains codec information.

#### pktSizeMs

Packet size in milliseconds. If value 0 (zero) is specified a default value (20) is used.

### Return Value

If no error occurs, this function returns true. If an error occurs, false is returned, and a specific error code can be retrieved by calling EpApiGetLastError.

| Error code            | Description                         |
|-----------------------|-------------------------------------|
| EP_ERR_INIT           | EpAPI is not initialized.           |
| EP_ERR_HANDLE_INVALID | Specified stream handle is invalid. |

## EpStreamCodecOutGet

Returns stream outbound codec format information.

### Syntax

```
CMAPI bool EpStreamCodecOutGet (  
    HANDLE          hStream,  
    PWAVEFORMATEX  pWaveFormat  
);
```

**Parameters****hStream**

Stream handle returned by EpGetStreamHandle.

**pWaveFormat**

Pointer to a WAVEFORMATEX data structure. Upon successful completion of the request this structure is filled with stream outbound codec format data.

**Return Value**

If no error occurs, this function returns true. If an error occurs, false is returned, and a specific error code can be retrieved by calling EpApiGetLastError.

| Error code            | Description                         |
|-----------------------|-------------------------------------|
| EP_ERR_INIT           | EpAPI is not initialized.           |
| EP_ERR_HANDLE_INVALID | Specified stream handle is invalid. |

## EpStreamCodecOutSet

Sets stream outbound codec format.

**Syntax**

```
CMAPI bool EpStreamCodecInSet (  
    HANDLE          hStream,  
    PWAVEFORMATEX  pWaveFormat,  
    ULONG           pktSizeMs  
);
```

**Parameters****hStream**

Stream handle returned by EpGetStreamHandle.

**pWaveFormat**

Pointer to a WAVEFORMATEX data structure which contains codec information.

**pktSizeMs**

Packet size in milliseconds. If value 0 (zero) is specified a default value (20) is used.

**Return Value**

If no error occurs, this function returns true. If an error occurs, false is returned, and a specific error code can be retrieved by calling EpApiGetLastError.

| Error code            | Description                         |
|-----------------------|-------------------------------------|
| EP_ERR_INIT           | EpAPI is not initialized.           |
| EP_ERR_HANDLE_INVALID | Specified stream handle is invalid. |

## EpApiTraceLevelSet

Sets EpApi (Rtp Library) trace level.

### Syntax

```
CMAPI bool EpApiTraceLevelSet (
    int  traceLevel
);
```

### Parameters

**traceLevel**

Required Rtp Library trace level. This parameter can be one of the following values:

**Table 23: Error Codes for EpApiTraceLevelSet**

| Trace level | Description                                                                                                                 |
|-------------|-----------------------------------------------------------------------------------------------------------------------------|
| 0 -Error    | Output only error messages (reported in Windows Event Log).                                                                 |
| 1 -Alarm    | Output alarms and error messages (reported in Windows Event Log).                                                           |
| 2 -Warning  | Output warnings, alarms and error messages (reported in Windows Event Log).                                                 |
| 3 -Info     | Output informational messages, alarms, warnings, and error messages (not reported in Windows Event Log).                    |
| 4 -Debug    | Output debug information, informational messages, alarms, warnings, and error messages (not reported in Windows Event Log). |

### Return Value

Current trace level.

## EpApiGetLastError

Retrieves last-error code value. The last-error code is maintained on a per-thread basis.

### Syntax

```
CMAPI int EpApiGetLastError();
```

### Parameters

This function has no parameters.

### Return Value

The return value is the calling thread's last error code.

## EpApi Error Codes

Most of the EpApi functions do not return a specific cause of an error when the function returns but rather set global error code value which can be retrieved by calling EpApiGetLastError function. The following list describes possible error codes returned by EpApiGetLastError function. Errors are listed in numerical order.

**Table 24: Error Codes for EpApi**

| Return code/Value              | Description                                                |
|--------------------------------|------------------------------------------------------------|
| EP_ERR_OK<br>0                 | No error occurred.                                         |
| EP_ERR_INIT<br>17002           | EpAPI is not initialized.                                  |
| EP_ERR_PARAM_INVALID<br>17003  | Invalid parameter.                                         |
| EP_ERR_ADDR_NOTAVAIL<br>17100  | Unable to create endpoint with specified IP address family |
| EP_ERR_ADDR_INUSE<br>17101     | Address (Protocol -IP address -port) is already in use.    |
| EP_ERR_HANDLE_INVALID<br>17102 | Invalid endpoint or stream handle.                         |

# Callback Function

An application can define a callback function in order to receive information about such things as operation completions, data transfers, and errors. Callback functions can be specified when an endpoint is created, when a stream callback is opened, and when a stream callback operation is initiated. If a callback operation is not specified a corresponding stream callback is invoked, if defined. If a stream callback is not specified a corresponding callback endpoint is invoked, if defined.

**Note**

If the callback function is defined, it is invoked for every operation that is initiated on a corresponding stream, endpoint, etc. Consideration should be given to the case where a callback function is defined as a method in an object that is dynamically created and destroyed. In that case destruction should not occur until all initiated operations are complete.

## Endpoint Callback

### Syntax

```
typedef void (WINAPI *PRTPENDPOINTCALLBACK) (  
    HANDLE          hEp,  
    HANDLE          hStream,  
    DWORD           dwError,  
    PCHAR           pData,  
    DWORD           dwDataSize,  
    LPVOID          pUserData,  
    bool            bIsSilence,  
    StreamDirection streamDir  
);
```

### Parameters

**hEp**

Endpoint handle

**hStream**

Rtp stream handle

**dwError**

If not 0 (zero), indicates an error

**pData**

Endpoint handle

**dwDataSize**

Number of bytes received / transferred.

**pUserData**

Application data associated with an operation.

**bIsSilence**

If set to true, indicates that silence has been detected.

**streamDir**

Stream direction. Can be one of the following:

- ToApp
- ToNwk

**Data Callback****Syntax**

```
typedef void (WINAPI *PRTPDATACALLBACK) (  
    HANDLE          hStream,  
    DWORD           dwError,  
    PCHAR           pData,  
    DWORD           dwDataSize,  
    LPVOID          pUserData,  
    bool            bIsSilence,  
);
```

**Parameters****hStream**

Rtp stream handle

**dwError**

If not 0 (zero), indicates an error

**pData**

Endpoint handle

**dwDataSize**

Number of bytes received / transferred.

**pUserData**

Application data associated with an operation.

**bIsSilence**

If set to true, indicates that silence has been detected.

# Data Structures

## RTPADDR

Basic endpoint data structure which contains all endpoint related data, such as IP address, UDP port number, etc.

```
typedef struct sRTPAddrInfo {  
    ADDRINFOT      info,  
    SOCKADDR_STORAGE addr,  
    SOCKET          sock,  
    bool           multicast,  
    DWORD          dscp,  
    SRTPINFO2      srtp,  
    RTPSIL          silence,  
    ULONG          pktSizeMs  
} RTPADDR, *PRTPADDR;
```

Where:

**info**

System defined ADDRINFOT structure

**addr**

System defined SOCKADDR\_STORAGE structure

**sock**

System defined SOCKET data (bound socket)

**multicast**

If set to true, RTPADDR instance represents multicast address, otherwise unicast.

**dscp**

DSCP / QoS data

**srtp**

SRTP data

**silence**

Silence processing parameters

**pktSizeMs**

Packet size in milliseconds

## RTPSIL

Contains silence processing related data for a specific endpoint. It uses the following SilenceType enumeration:

```
typedef enum {
    Off      = 0,
    Packets  = Off + 1,
    Energy    = Packets +1
} SilenceType;

typedef struct {
    SilenceType type,
    ULONG      duration,
    ULONG      threshold,
    ULONG      currentOffset,
    bool       detecting
} RTPSIL, *PRPTSIL;
```

Where:

### type

Silence detection type as it is defined in SilenceType.

### duration

Duration in milliseconds.

### threshold

Energy threshold.

### currentOffset

Silence offset (G.729).

### detecting true

Silence detection enabled.

## RTPCODEC

```
typedef struct {
    WAVEFORMATEX wfe;
    WORD          (WINAPI *formatTag) ();
    WORD *        (WINAPI *supported) (ULONG & nmb);
    ULONG         (WINAPI *fmtBytesToThis) (WORD fmt, ULONG len);
    ULONG         (WINAPI *thisBytesToFmt) (ULONG len, WORD fmt);
    UCHAR         (WINAPI *pad) ();
    PXLATE        xlateTo;
    PXLATE        xlateFrom;
    PRPTSIL       (WINAPI *silenceInit) (PRPTSIL ps, SilenceType type,
    ULONG duration, ULONG threshold);
    ULONG         (WINAPI *silenceSet) (PRPTSIL, PCHAR, ULONG);
```

```

    bool          (WINAPI *isSilence) (PRTPSIL, ULONG pktSizeInMs,
    bool & beenChanged, PCHAR, ULONG);
    void          (WINAPI *silenceFree) (PRTPSIL);
} RTPCODEC, *PRTPCODEC;

```

## Trace Options

Rtp Library have several logging options to facilitate application debugging and trouble-shooting:

Reporting in the Windows Event Log

Sending trace data to the OutputDebugString and can be view by any “trace listener”, for example Sysinternals DebugView

Providing trace data to an application in the trace callback

## Trace Level

Trace level specifies what messages are to be included in trace output and is defined as follows:

| Trace level | Description                                                                                                                 |
|-------------|-----------------------------------------------------------------------------------------------------------------------------|
| 0 -Error    | Output only error messages (reported in Windows Event Log).                                                                 |
| 1 -Alarm    | Output alarms and error messages (reported in Windows Event Log).                                                           |
| 2 -Warning  | Output warnings, alarms and error messages (reported in Windows Event Log).                                                 |
| 3 -Info     | Output informational messages, alarms, warnings, and error messages (not reported in Windows Event Log).                    |
| 4 -Debug    | Output debug information, informational messages, alarms, warnings, and error messages (not reported in Windows Event Log). |

Trace level can be set and modified with the EpApiTraceLevelSet() function.

## Trace Callback Function

An application can set trace callback. The callback function will be invoked by Rtp Library whenever it is ready to record a trace and will be provided with the trace record data. Trace callback can be set and modified when EpApi is initialized. Trace callback function type is declared as follows:

### Syntax

```

typedef void (WINAPI *PRTPLIBTRACE) (
    int          level,

```

```
const      _TCHAR  *pData  
) ;
```

**Parameters****level**

Current trace record level.

**pData**

Pointer to the current trace record data.

## Known Problems or Limitations

Below is the list of currently known Rtp Library problems and limitations:

- CSCsy13584 – RtpLib: The only supported PCM encoding is 8k16bit, mono
- There is no G.729 transcoding available





## Cisco Unified TAPI Examples

This chapter provides examples that illustrate how to use the Cisco Unified TAPI implementation. This chapter includes the following subroutines:

- [MakeCall](#), page 471
- [OpenLine](#), page 472
- [CloseLine](#), page 476

### MakeCall

```
STDMETHODIMP CTActrl::MakeCall(BSTR destNumber, long pMakeCallReqID,
    long hLine, BSTR user2user, long translateAddr) {
    AFX_MANAGE_STATE(AfxGetStaticModuleState())

    USES_CONVERSION;
    tracer->tracef(SDI_LEVEL_ENTRY_EXIT, "CTActrl::Makecall %s %d %d %s
%d\n",
        T2A((LPTSTR)destNumber), pMakeCallReqID, hLine, T2A((LPTSTR)user2user),
        translateAddr);

    //CtPhoneNo    m_pno;
    CtTranslateOutput to;

    //LPCSTR pszTranslatable;
    CString sDialable;

    CString theDestNumber(destNumber);

    CtCall* pCall;
    CtLine* pLine = CtLine::FromHandle((HLINE)hLine);

    if (pLine == NULL) {
        tracer->tracef(SDI_LEVEL_ERROR, "CTActrl::MakeCall : pLine ==
NULL\n");
        return S_FALSE;
    } else {
```

```

pCall = new CtCall(pLine);
pCall->AddSink(this);

sDialable = theDestNumber;

if (translateAddr) {
    //m_pno.SetWholePhoneNo((LPCSTR)theDestNumber);
    //pszTranslatable = m_pno.GetTranslatable();
    if (TSUCCEEDED(to.TranslateAddress(pCall->GetLine()->GetDeviceID(),
        (LPCSTR)theDestNumber))) {
        sDialable = to.GetDialableString();
    }
}
TRESULT tr = pCall->MakeCall((LPCSTR)sDialable, 0, this);
if( TPENDING(tr) || TSUCCEEDED(tr)) {
    //GCGC the correct hCall pointer is not being returned yet
    if (translateAddr)
        Fire_MakecallReply(hLine, (long)tr, (long)pCall->GetHandle(),
            sDialable.AllocSysString());
    else
        Fire_MakecallReply(hLine, (long)tr,
(long)pCall->GetHandle(), destNumber);

    return S_OK;
} else {
    //GCGC delete the call that was created above.
    tracer->tracef(SDI_LEVEL_ERROR, "CTActrl::MakeCall : pCall->MakeCall
failed\n");
    delete pCall;
    return S_FALSE;
}
}
}

```

## OpenLine

```

STDMETHODIMP CTActrl::OpenLine(long lDeviceID, BSTR lineDirNumber,
    long lPrivileges, long lMediaModes, BSTR receiveIPAddress,
    long lreceivePort) {
    USES_CONVERSION;
    tracer->tracef(SDI_LEVEL_ENTRY_EXIT, "CTActrl::OpenLine %d %s %d %d %s
%d\n",
        lDeviceID, T2A((LPTSTR)lineDirNumber), lPrivileges, lMediaModes,
        T2A((LPTSTR)receiveIPAddress), lreceivePort);

    int lineID;
    TResult tr;
    CString strReceiveIP(receiveIPAddress);
    CString strReqAddress(lineDirNumber);

    //bool bTermMedia = ((!strReceiveIP.IsEmpty()) && (lreceivePort != 0));
    bool bTermMedia = (((lMediaModes & LINEMEDIAMODE_AUTOMATEDVOICE) != 0)
        &&
            (lreceivePort != 0) && (!strReceiveIP.IsEmpty()));
    CtLine* pLine;

```

```

AFX_MANAGE_STATE(AfxGetStaticModuleState())

tracer->tracef(SDI_LEVEL_DETAILED, "TAC: --> OpenLine()\n");

if ((lDeviceID<0) && !strcmp((char *)lineDirNumber, "")) {
    tracer->tracef(SDI_LEVEL_ERROR, "TCD: error -bad device ID and no dirn
to open\n");
    return S_FALSE;
}
lineID = lDeviceID;

if (lDeviceID<0) {
    //search for line ID in list of lines.
    CtLineDevCaps ldc;
    int numLines = ::TfxGetNumLines();
    for( DWORD nLineID = 0; (int)nLineID < numLines; nLineID++ ) {
        if( /*ShouldShowLine(nLineID) &&*/ TSUCCEDED(ldc.GetDevCaps(nLineID))
    ) {
        CtAddressCaps ac;
        tracer->tracef(SDI_LEVEL_DETAILED, "CTACtrl::OpenLine :
        Calling ac.GetAddressCaps %d 0\n", nLineID);
        if ( TSUCCEDED(ac.GetAddressCaps(nLineID, 0)) ) {
            // GCGC only one address supported
            CString strCurrAddress(ac.GetAddress());
            if (strReqAddress == strCurrAddress) {
                lineID = nLineID;
                break;
            }
        }

        } else {
            tracer->tracef(SDI_LEVEL_ERROR, "TAC: error -GetAddressCaps()
failed\n");
        }
    }
}

if (lDeviceID<0) {
    tracer->tracef(SDI_LEVEL_ERROR,
        "TAC: error -could not find dirn %s to open
line.\n", (LPCSTR)lineDirNumber);
    return S_FALSE;
}

// if we are to do media termination; negotiate the extensions version

DWORD retExtVersion;
if (bTermMedia) {
    TRESULT tr3;
    tracer->tracef(SDI_LEVEL_DETAILED,
        "TAC: lineNegotiateExtVersion -appHandle = %d, deviceID = %d, API
ver = %d,
        lineID,
        HiVer = %d, LoVer = %d\n", CtLine::GetAppHandle(),
        CtLine::GetApiVersion(lineID),
        0x80000000 | 0x00010000L,
        0x80000000 | 0x00020000L );
}

```

```

tr3 = ::lineNegotiateExtVersion(CtLine::GetAppHandle(),
                                lineID, CtLine::GetApiVersion(lineID),
                                0x80000000 | 0x00010000L, // TAPI v1.3,
                                0x80000000 | 0x00020000L,
                                &retExtVersion);
tracer->tracef(SDI_LEVEL_DETAILED,
               "TAC: lineNegotiateExtVersion returned: %d\n", tr3);
}

pLine = new CtLine();
tr = pLine->Open(lineID, this, lPriviledges, lMediaModes);
if( TSUCCEEDED(tr)) {
    if (bTermMedia) {
        if (retExtVersion == 0x10000) {
            CiscoLineDevSpecificUserControlRTPStream dsucr;
            dsucr.m_RecievePort = lreceivePort;
            dsucr.m_RecieveIP = ::inet_addr((LPCSTR)strReceiveIP);
            TRESULT tr2;

            tr2 = ::lineDevSpecific(pLine->GetHandle(),
                                    0,0, dsucr.lpParams(),dsucr.dwSize());
            tracer->tracef(SDI_LEVEL_DETAILED,
                           "TAC: lineDevSpecific returned: %d\n", tr2);
        } else {
            //GCGC here put in the new calls to set the media types!
            CiscoLineDevSpecificUserControlRTPStream2 dsucr;
            dsucr.m_RecievePort = lreceivePort;
            dsucr.m_RecieveIP = ::inet_addr((LPCSTR)strReceiveIP);
            dsucr.m_MediaCapCount = 4;

            dsucr.m_MediaCaps[0].MediaPayload = 4;
            dsucr.m_MediaCaps[0].MaxFramesPerPacket = 30;
            dsucr.m_MediaCaps[0].G723BitRate = 0;
            dsucr.m_MediaCaps[1].MediaPayload = 9;
            dsucr.m_MediaCaps[1].MaxFramesPerPacket = 90;
            dsucr.m_MediaCaps[1].G723BitRate = 1;
            dsucr.m_MediaCaps[2].MediaPayload = 9;
            dsucr.m_MediaCaps[2].MaxFramesPerPacket = 90;
            dsucr.m_MediaCaps[2].G723BitRate = 2;
            dsucr.m_MediaCaps[3].MediaPayload = 11;
            dsucr.m_MediaCaps[3].MaxFramesPerPacket = 90;
            dsucr.m_MediaCaps[3].G723BitRate = 0;

            TRESULT tr2;

            tr2 = ::lineDevSpecific(pLine->GetHandle(),
                                    0,0, dsucr.lpParams(),dsucr.dwSize());
            tracer->tracef(SDI_LEVEL_DETAILED,
                           "TAC: lineDevSpecific returned: %d\n", tr2);
        }
    }
}

CtAddressCaps ac;
LPCSTR pszAddressName;
if ( TSUCCEEDED(ac.GetAddressCaps(lineID, 0)) ) {
    // GCGC only one address supported
    pszAddressName = ac.GetAddress();
} else {

```

```

    pszAddressName = NULL;
    tracer->tracef(SDI_LEVEL_ERROR, "TAC: error -GetAddressCaps()
failed.\n");
}

OpenedLine((long)pLine->GetHandle(), pszAddressName, 0);

// now let's try to open the associated phone device
// Get the phone from the line

DWORDnPhoneID;
bool b_phoneFound = false;
CtDeviceID did;
if((m_bUsesPhones) && TSUCCEEDED(did.GetID("tapi/phone",
pLine->GetHandle())) ) {
    nPhoneID = did.GetDeviceID();
    tracer->tracef(SDI_LEVEL_DETAILED,
        "TAC: Retrieved phone device %d for
line.\n",nPhoneID);

    // check to see if phone device is already open

    long hPhone;
    CtPhone* pPhone;
    if (!m_deviceID2phone.Lookup((long)nPhoneID,hPhone)) {
        tracer->tracef(SDI_LEVEL_SIGNIFICANT,
            "TAC: phone device not found in open list, opening
it...\n");
        pPhone = new CtPhone();
        TRESULT tr_phone;
        tr_phone = pPhone->Open(nPhoneID,this);
        if (TSUCCEEDED(tr_phone)) {
            ::phoneSetStatusMessages(pPhone->GetHandle(),
                PHONESTATE_DISPLAY | PHONESTATE_LAMP |
                PHONESTATE_HANDSETHOOKSWITCH | PHONESTATE_HEADSETHOOKSWITCH |
                PHONESTATE_REINIT | PHONESTATE_CAPSCHANGE | PHONESTATE_REMOVED,
                PHONEBUTTONMODE_KEYPAD | PHONEBUTTONMODE_FEATURE |
                PHONEBUTTONMODE_CALL |
                PHONEBUTTONMODE_LOCAL | PHONEBUTTONMODE_DISPLAY,
                PHONEBUTTONSTATE_UP | PHONEBUTTONSTATE_DOWN);
            m_phone2line.SetAt((long)pPhone->GetHandle(),
(long)pLine->GetHandle());

m_line2phone.SetAt((long)pLine->GetHandle(),(long)pPhone->GetHandle());
            m_deviceID2phone.SetAt((long)nPhoneID,(long)pPhone->GetHandle());
            m_phoneUseCount.SetAt((long)pPhone->GetHandle(), 1);
        } else {
            tracer->tracef(SDI_LEVEL_ERROR,
                "TAC: error -phoneOpen failed with code %d\n",
tr_phone);
        }
    } else {
        pPhone = CtPhone::FromHandle((HPHONE)hPhone);
        long theCount;

        if (m_phoneUseCount.Lookup((long)pPhone->GetHandle(),theCount))
            m_phoneUseCount.SetAt((long)pPhone->GetHandle(), theCount+1);
        else {

```

```

        //GCGC this would be an error condition!
        tracer->tracef(SDI_LEVEL_ERROR,
            "TAC: error -m_phoneUseCount does not contain phone entry.\n");
    }
} else {
    tracer->tracef(SDI_LEVEL_ERROR,
        "TAC: error -could not retrieve PhoneID for line.\n");

    }
    tracer->tracef(SDI_LEVEL_DETAILED, "TAC: <--OpenLine()\n");
    return S_OK;
} else {
    tracer->tracef(SDI_LEVEL_ERROR, "TAC: error -lineOpen failed: %d\n",
        tr);
    tracer->tracef(SDI_LEVEL_DETAILED, "TAC: <--OpenLine()\n");
    OpenLineFailed(tr, 0);
    delete pLine;
    return S_FALSE;
}
}

```

## CloseLine

```

STDMETHODIMP CTACtrl::CloseLine(long hLine) {
    AFX_MANAGE_STATE(AfxGetStaticModuleState())

    tracer->tracef(SDI_LEVEL_ENTRY_EXIT, "CTACtrl::CloseLine %d\n", hLine);

    CtLine* pLine;
    pLine = CtLine::FromHandle((HLINE) hLine);

    if (pLine != NULL) {
        // close the line
        pLine->Close();
        // remove it from the list
        delete pLine;
        long hPhone;
        long theCount;
        if ((m_bUsesPhones) && (m_line2phone.Lookup(hLine, hPhone))) {
            CtPhone* pPhone = CtPhone::FromHandle((HPHONE) hPhone);
            if (pPhone != NULL) {
                if (m_phoneUseCount.Lookup(hPhone, theCount))
                    if (theCount > 1) {
                        // decrease the number of lines using this phone
                        m_phoneUseCount.SetAt(hPhone, theCount-1);
                    }
                else {
                    //nobody else is using this phone, so let's remove it.
                    m_deviceID2phone.RemoveKey((long) pPhone->GetDeviceID());
                    m_phone2line.RemoveKey(hPhone);
                    m_phoneUseCount.RemoveKey(hPhone);

                    //now let's close the phone
                    pPhone->Close();
                }
            }
        }
    }
}

```

```
    }  
    //either way, remove the map entry from line to phone.  
    m_line2phone.RemoveKey(hLine);  
  }  
  return S_OK;  
}  
else  
  return S_FALSE;  
}
```





## Message Sequence Charts

---

This appendix contains message sequences or call scenarios and illustrates a subset of these scenarios that are supported by the Cisco Unified TSP. Be aware that the event order is not guaranteed in all cases and can vary depending on the scenario and the event.

This appendix contains the following sections:

- [Abbreviations, page 481](#)
- [3XX, page 481](#)
- [Agent Greeting, page 481](#)
- [Agent Zip Tone, page 499](#)
- [Announcement Call, page 507](#)
- [Blind Transfer, page 510](#)
- [Call Control Discovery, page 512](#)
- [CallFwdAll Notification, page 530](#)
- [Calling Party IP Address, page 534](#)
- [Calling Party Normalization, page 536](#)
- [Call Pickup, page 539](#)
- [Call Queuing, page 547](#)
- [CCMEncryption Enhancements, page 576](#)
- [CIUS Session Persistency, page 577](#)
- [Click to Conference, page 580](#)
- [Conference Enhancements, page 587](#)
- [CTI Remote Device, page 592](#)
- [CTI RD Call Forwarding, page 668](#)
- [Video Capabilities and Multimedia Information, page 670](#)
- [Direct Transfer Across Lines, page 699](#)

- [Do Not Disturb-Reject, page 708](#)
- [Drop Any Party, page 710](#)
- [Early Offer, page 722](#)
- [End-To-End Call Trace, page 736](#)
- [EnergyWise Deep Sleep Mode Use Cases, page 769](#)
- [Extension Mobility Cross Cluster, page 780](#)
- [Extension Mobility Memory Optimization Option, page 787](#)
- [External Call Control, page 791](#)
- [Forced Authorization and Client Matter Code Scenarios, page 804](#)
- [Gateway Recording, page 816](#)
- [Hunt List, page 828](#)
- [Hunt Pilot Connected Number Feature, page 886](#)
- [Intercom, page 906](#)
- [IPv6 Use Cases, page 909](#)
- [Join Across Lines, page 915](#)
- [Logical Partitioning, page 932](#)
- [Manual Outbound Call, page 935](#)
- [Monitoring and Recording, page 938](#)
- [NuRD \(Number Matching for Remote Destination\) Support, page 945](#)
- [Park Monitoring, page 945](#)
- [Persistent Connection Use Cases, page 956](#)
- [Presentation Indication, page 970](#)
- [Redirect Set Original Called \(TxToVM\), page 977](#)
- [Refer and Replace Scenarios, page 979](#)
- [Secure Conferencing, page 990](#)
- [Secure Monitoring and Recording, page 995](#)
- [Shared Lines-Initiating a New Call Manually, page 1017](#)
- [SRTP, page 1022](#)
- [Support for Cisco IP Phone 6900 Series, page 1023](#)
- [Support for Cisco Unified IP Phone 6900 and 9900 Series Use Cases, page 1034](#)
- [Swap or Cancel, page 1037](#)
- [Unrestricted Unified CM, page 1061](#)
- [LineHold Enhancement, page 1063](#)

- [Whisper Coaching, page 1063](#)

## Abbreviations

The following list gives abbreviations that are used in the CTI events that are shown in each scenario:

- NP—Not Present
- LR—LastRedirectingParty
- CH—CtiCallHandle
- GCH—CtiGlobalCallHandle
- RIU—RemoteInUse flag
- DH—DeviceHandle

## 3XX

Application monitors B.

**Table 25: 3XX**

| Actions                                                               | CallState/CallInfo<br>@Referrer (A) | CallState/CallInfo<br>@Referree (B)                           | CallState/CallInfo<br>@Refer-to-Target (C) |
|-----------------------------------------------------------------------|-------------------------------------|---------------------------------------------------------------|--------------------------------------------|
| A calls external phone that is running SIP, which has CFDUNC set to B |                                     | TSPI: LINE_APPNEWCALL<br>Reason = LINECALL<br>REASON_REDIRECT |                                            |

## Agent Greeting

### Configuration

Customer Phone—IP Phone A with DN 1001.

Agent Phone—IP Phone B with DN 1002.

Agent Phone—IP Phone C with DN 1002 (shared line)

Supervisor Phone—IP Phone D with DN 1003.

IVR1—with DN 5555

IVR2—with DN 6666

Procedure

- Application monitoring all lines on all devices.
- New extension is negotiated when application opens lines.
- SRTP is also supported at IVR side, can be variation of following use cases.

Table 26: StartSendMediaToBIB Success Case

| Action                                        | Events, requests and responses                                                                                                                               |
|-----------------------------------------------|--------------------------------------------------------------------------------------------------------------------------------------------------------------|
| Make call from 1001 to 1002, and 1002 answers | At 1001:<br>CONNECTED<br>Calling = 1001<br>Called = 1002<br>Connected = 1002<br>At 1002:<br>CONNECTED<br>Calling = 1001<br>Called = 1002<br>Connected = 1001 |

| Action                                                                                                                                                                                                                                                                                      | Events, requests and responses                                                                                                                                                                                                                                                                                                                                                                                                                                                                                                                                                                                                                                                                 |
|---------------------------------------------------------------------------------------------------------------------------------------------------------------------------------------------------------------------------------------------------------------------------------------------|------------------------------------------------------------------------------------------------------------------------------------------------------------------------------------------------------------------------------------------------------------------------------------------------------------------------------------------------------------------------------------------------------------------------------------------------------------------------------------------------------------------------------------------------------------------------------------------------------------------------------------------------------------------------------------------------|
| <p>Application issues<br/>CCiscoLineDevSpecificStartSendMediaToBIBRequest on 1002<br/>with 5555 and CgpnToIVR</p> <p>(CM feature creates server call to IVR1 5555, 5555 answers call)</p> <p>Server-IVR call is redirected to BIB by feature</p> <p>IVR1 selects/plays agent's greeting</p> | <p>At 1002:<br/>the request is successful<br/>Application receives LineCallDevSpecific<br/>(SLDSMT_MEDIA_TO_BIB_STARTED) event</p> <p>At 5555:<br/>CONNECTED, dwreason = LINECALLREASON_UNKNOWN<br/>(unknown) ExtendedCallReason = CtiReasonSendMediaToBIB<br/>Calling = CgpnToIVR<br/>Called = 5555<br/>Connected = CgpnToIVR<br/>CallAttributeBitMask = ServerCall bit will be set</p> <p>At 5555:<br/>CONNECTED, dwreason = LINECALLREASON_UNKNOWN<br/>(unknown) ExtendedCallReason = CtiReasonSendMediaToBIB<br/>Calling = 5555<br/>Called = 5555<br/>Connected =<br/>CallAttributeBitMask = ServerCall bit is set</p> <p>Media event sent to application<br/>(StartTransmissionEvent)</p> |
| IVR1 drops call after agent greeting completes                                                                                                                                                                                                                                              | <p>At 1002:<br/>Application receives LineCallDevSpecific<br/>(SLDSMT_MEDIA_TO_BIB_ENDED,0,0) event</p> <p>At 5555:<br/>Call goes IDLE</p>                                                                                                                                                                                                                                                                                                                                                                                                                                                                                                                                                      |

**Table 27: StopSendMediaToBIB Success Case**

| Action                                                                                  | Events, requests and responses                                                                                                                                                                                                                                                                               |
|-----------------------------------------------------------------------------------------|--------------------------------------------------------------------------------------------------------------------------------------------------------------------------------------------------------------------------------------------------------------------------------------------------------------|
| Agent playing is in progress...                                                         | <p>At 1001:</p> <p>CONNECTED</p> <p>Calling = 1001</p> <p>Called = 1002</p> <p>Connected = 1002</p><br><p>At 1002:</p> <p>CONNECTED</p> <p>Calling = 1001</p> <p>Called = 1002</p> <p>Connected = 1001</p><br><p>At 5555:</p> <p>CONNECTED</p> <p>Calling = 5555</p> <p>Called = 5555</p> <p>Connected =</p> |
| <p>Application issues</p> <p>CCiscoLineDevSpecificStopSendMediaToBIBRequest on 1002</p> | <p>At 1002:</p> <p>the request is successful</p> <p>Application receives LineCallDevSpecific (SLDSMT_MEDIA_TO_BIB_ENDED,0,0) event</p> <p>At 5555:</p> <p>Call goes IDLE</p> <p>StopTransmissionEvent</p>                                                                                                    |

**Table 28: StartSendMediaToBIB Failure While Monitoring in Progress at Agent Side**

| Action                                                                                             | Events, requests and responses                                                                                                                               |
|----------------------------------------------------------------------------------------------------|--------------------------------------------------------------------------------------------------------------------------------------------------------------|
| Make call from 1001 to 1002, and 1002 answers                                                      | At 1001:<br>CONNECTED<br>Calling = 1001<br>Called = 1002<br>Connected = 1002<br>At 1002:<br>CONNECTED<br>Calling = 1001<br>Called = 1002<br>Connected = 1001 |
| Application issues CCiscoLineDevSpecificStartCallMonitoring on 1003 to monitor active call on 1002 | At 1003:<br>CCiscoLineDevSpecificStartCallMonitoring request successful, monitoring is in session                                                            |
| Application issues CCiscoLineDevSpecificStartSendMediaToBIBRequest on 1002                         | At 1002:<br>LINE_REPLY returns with LINEERR_RESOURCEUNAVAIL                                                                                                  |

**Table 29: StartSendMediaToBIB Followed by Monitoring Request**

| Action                                        | Events, requests and responses                                                                                                                               |
|-----------------------------------------------|--------------------------------------------------------------------------------------------------------------------------------------------------------------|
| Make call from 1001 to 1002, and 1002 answers | At 1001:<br>CONNECTED<br>Calling = 1001<br>Called = 1002<br>Connected = 1002<br>At 1002:<br>CONNECTED<br>Calling = 1001<br>Called = 1002<br>Connected = 1001 |

| Action                                                                                                                                                                                                                                        | Events, requests and responses                                                                                                                                                                                                                                                                                                                                                                                                                                                                                                                                                                                                                                                                                          |
|-----------------------------------------------------------------------------------------------------------------------------------------------------------------------------------------------------------------------------------------------|-------------------------------------------------------------------------------------------------------------------------------------------------------------------------------------------------------------------------------------------------------------------------------------------------------------------------------------------------------------------------------------------------------------------------------------------------------------------------------------------------------------------------------------------------------------------------------------------------------------------------------------------------------------------------------------------------------------------------|
| <p>Application issues CCiscoLineDevSpecificStartSendMediaToBIBRequest on 1002</p> <p>(CM feature creates server call to IVR1 5555, 5555 answers call)</p> <p>Server-IVR call redirected to BIB</p> <p>IVR1 selects/plays agent's greeting</p> | <p>At 1002:</p> <p>the request is successful</p> <p>Application receives LineCallDevSpecific (SLDSMT_MEDIA_TO_BIB_STARTED) event</p> <p>At 5555:</p> <p>CONNECTED, dwreason = LINECALLREASON_UNKNOWN (unknown) ExtendedCallReason = CtiReasonSendMediaToBIB</p> <p>Calling = CgpnToIVR</p> <p>Called = 5555</p> <p>Connected = CgpnToIVR</p> <p>CallAttributeBitMask = ServerCall bit will be set</p> <p>At 5555:</p> <p>CONNECTED, dwreason = LINECALLREASON_UNKNOWN (unknown) ExtendedCallReason = CtiReasonSendMediaToBIB</p> <p>Calling = 5555</p> <p>Called = 5555</p> <p>Connected =</p> <p>CallAttributeBitMask = ServerCall bit will be set</p> <p>Media event sent to application (StartTransmissionEvent)</p> |
| <p>Application issues CCiscoLineDevSpecificStartCallMonitoring on 1003 to monitor active call on 1002</p>                                                                                                                                     | <p>At 1003:</p> <p>LINE_REPLY returns with LINEERR_RESOURCEUNAVAIL</p>                                                                                                                                                                                                                                                                                                                                                                                                                                                                                                                                                                                                                                                  |

**Table 30: StartSendMediaToBIB While Recording Is in Session**

| Action                                                            | Events, requests and responses                                                                                                                               |
|-------------------------------------------------------------------|--------------------------------------------------------------------------------------------------------------------------------------------------------------|
| Make call from 1001 to 1002, and 1002 answers                     | At 1001:<br>CONNECTED<br>Calling = 1001<br>Called = 1002<br>Connected = 1002<br>At 1002:<br>CONNECTED<br>Calling = 1001<br>Called = 1002<br>Connected = 1001 |
| Application sends CCiscoLineDevSpecificStartCallRecording to 1002 | At 1002:<br>CCiscoLineDevSpecificStartCallRecording will be successful and recording is in session                                                           |

| Action                                                                                                                                                                                                                                            | Events, requests and responses                                                                                                                                                                                                                                                                                                                                                                                                                                                                                                                                                                                                                                                         |
|---------------------------------------------------------------------------------------------------------------------------------------------------------------------------------------------------------------------------------------------------|----------------------------------------------------------------------------------------------------------------------------------------------------------------------------------------------------------------------------------------------------------------------------------------------------------------------------------------------------------------------------------------------------------------------------------------------------------------------------------------------------------------------------------------------------------------------------------------------------------------------------------------------------------------------------------------|
| <p>Application issues<br/>CCiscoLineDevSpecificStartSendMediaToBIBRequest on 1002</p> <p>(CM feature creates server call to IVR1 5555, 5555 answers call)</p> <p>Server-IVR call redirected to BIB</p> <p>IVR1 selects/plays agent's greeting</p> | <p>At 1002:<br/>the request is successful</p> <p>Application receives LineCallDevSpecific (SLDSMT_MEDIA_TO_BIB_STARTED) event</p> <p>At 5555:<br/>CONNECTED, dwreason = LINECALLREASON_UNKNOWN (unknown) ExtendedCallReason = CtiReasonSendMediaToBIB<br/>Calling = CgpnToIVR<br/>Called = 5555<br/>Connected = CgpnToIVR<br/>CallAttributeBitMask = ServerCall bit will be set</p> <p>At 5555:<br/>CONNECTED, dwreason = LINECALLREASON_UNKNOWN (unknown) ExtendedCallReason = CtiReasonSendMediaToBIB<br/>Calling = 5555<br/>Called = 5555<br/>Connected =<br/>CallAttributeBitMask = ServerCall bit will be set</p> <p>Media event sent to application (StartTransmissionEvent)</p> |
| IVR1 drops call after agent greeting completes                                                                                                                                                                                                    | <p>At 1002:<br/>Application receives LineCallDevSpecific (SLDSMT_MEDIA_TO_BIB_ENDED,0,0) event</p> <p>At 5555:<br/>Call goes IDLE</p>                                                                                                                                                                                                                                                                                                                                                                                                                                                                                                                                                  |

**Table 31: StartSendMediaToBIB Followed by Recording Request**

| Action                                                                                                                                                                                                                                                  | Events, requests and responses                                                                                                                                                                                                                                                                                                                                                                                                                                                                                                                                                                                                                                                                                          |
|---------------------------------------------------------------------------------------------------------------------------------------------------------------------------------------------------------------------------------------------------------|-------------------------------------------------------------------------------------------------------------------------------------------------------------------------------------------------------------------------------------------------------------------------------------------------------------------------------------------------------------------------------------------------------------------------------------------------------------------------------------------------------------------------------------------------------------------------------------------------------------------------------------------------------------------------------------------------------------------------|
| Make call from 1001 to 1002, and 1002 answers                                                                                                                                                                                                           | <p>At 1001:</p> <p>CONNECTED</p> <p>Calling = 1001</p> <p>Called = 1002</p> <p>Connected = 1002</p> <p>At 1002:</p> <p>CONNECTED</p> <p>Calling = 1001</p> <p>Called = 1002</p> <p>Connected = 1001</p>                                                                                                                                                                                                                                                                                                                                                                                                                                                                                                                 |
| <p>Application issues</p> <p>CCiscoLineDevSpecificStartSendMediaToBIBRequest on 1002</p> <p>(CM feature creates server call to IVR1 5555, 5555 answers call)</p> <p>Server-IVR call is redirected to BIB</p> <p>IVR1 selects/plays agent's greeting</p> | <p>At 1002:</p> <p>the request is successful</p> <p>Application receives LineCallDevSpecific (SLDSMT_MEDIA_TO_BIB_STARTED) event</p> <p>At 5555:</p> <p>CONNECTED, dwreason = LINECALLREASON_UNKNOWN (unknown) ExtendedCallReason = CtiReasonSendMediaToBIB</p> <p>Calling = CgpnToIVR</p> <p>Called = 5555</p> <p>Connected = CgpnToIVR</p> <p>CallAttributeBitMask = ServerCall bit will be set</p> <p>At 5555:</p> <p>CONNECTED, dwreason = LINECALLREASON_UNKNOWN (unknown) ExtendedCallReason = CtiReasonSendMediaToBIB</p> <p>Calling = 5555</p> <p>Called = 5555</p> <p>Connected =</p> <p>CallAttributeBitMask = ServerCall bit will be set</p> <p>Media event sent to application (StartTransmissionEvent)</p> |

| Action                                                            | Events, requests and responses                                                                         |
|-------------------------------------------------------------------|--------------------------------------------------------------------------------------------------------|
| Application sends CCiscoLineDevSpecificStartCallRecording to 1002 | At 1002:<br><br>CCiscoLineDevSpecificStartCallRecording will be successful and recording is in session |

**Table 32: StartSendMediaToBIB Failure While Barge in Session**

| Action                                                                            | Events, requests and responses                                                                                                                               |
|-----------------------------------------------------------------------------------|--------------------------------------------------------------------------------------------------------------------------------------------------------------|
| Make call from 1001 to 1002, and 1002 answers                                     | At 1001:<br>CONNECTED<br>Calling = 1001<br>Called = 1002<br>Connected = 1002<br>At 1002:<br>CONNECTED<br>Calling = 1001<br>Called = 1002<br>Connected = 1001 |
| Phone C (1002) barges in                                                          | At 1002 (device C)<br>Barge call is created.                                                                                                                 |
| Application issues<br>CCiscoLineDevSpecificStartSendMediaToBIBRequest on 1002 (B) | At 1002 (B):<br>LINE_REPLY with LINEERR_RESOURCEUNAVAIL                                                                                                      |

**Table 33: StartSendMediaToBIB Followed by Barge From Shared Line**

| Action                                                                                                                                                                                                                                                  | Events, requests and responses                                                                                                                                                                                                                                                                                                                                                                                                                                                                                                                                                                                                                                                                                          |
|---------------------------------------------------------------------------------------------------------------------------------------------------------------------------------------------------------------------------------------------------------|-------------------------------------------------------------------------------------------------------------------------------------------------------------------------------------------------------------------------------------------------------------------------------------------------------------------------------------------------------------------------------------------------------------------------------------------------------------------------------------------------------------------------------------------------------------------------------------------------------------------------------------------------------------------------------------------------------------------------|
| Make call from 1001 to 1002, and 1002 answers                                                                                                                                                                                                           | <p>At 1001:</p> <p>CONNECTED</p> <p>Calling = 1001</p> <p>Called = 1002</p> <p>Connected = 1002</p> <p>At 1002:</p> <p>CONNECTED</p> <p>Calling = 1001</p> <p>Called = 1002</p> <p>Connected = 1001</p>                                                                                                                                                                                                                                                                                                                                                                                                                                                                                                                 |
| <p>Application issues</p> <p>CCiscoLineDevSpecificStartSendMediaToBIBRequest on 1002</p> <p>(CM feature creates server call to IVR1 5555, 5555 answers call)</p> <p>Server-IVR call is redirected to BIB</p> <p>IVR1 selects/plays agent's greeting</p> | <p>At 1002:</p> <p>the request is successful</p> <p>Application receives LineCallDevSpecific (SLDSMT_MEDIA_TO_BIB_STARTED) event</p> <p>At 5555:</p> <p>CONNECTED, dwreason = LINECALLREASON_UNKNOWN (unknown) ExtendedCallReason = CtiReasonSendMediaToBIB</p> <p>Calling = CgpnToIVR</p> <p>Called = 5555</p> <p>Connected = CgpnToIVR</p> <p>CallAttributeBitMask = ServerCall bit will be set</p> <p>At 5555:</p> <p>CONNECTED, dwreason = LINECALLREASON_UNKNOWN (unknown) ExtendedCallReason = CtiReasonSendMediaToBIB</p> <p>Calling = 5555</p> <p>Called = 5555</p> <p>Connected =</p> <p>CallAttributeBitMask = ServerCall bit will be set</p> <p>Media event sent to application (StartTransmissionEvent)</p> |
| Phone C (1002 shared line) try to barge in                                                                                                                                                                                                              | Barge will fail on phone C                                                                                                                                                                                                                                                                                                                                                                                                                                                                                                                                                                                                                                                                                              |

**Table 34: This Behavior Is Also Seen During Consult Operation. Agent Holds Call While Agent Greeting Is Being Played**

| Action                                                                                                                                                                                                                                                  | Events, requests and responses                                                                                                                                                                                                                                                                                                                                                                                                                                                                                                                                                                                                                                                                                          |
|---------------------------------------------------------------------------------------------------------------------------------------------------------------------------------------------------------------------------------------------------------|-------------------------------------------------------------------------------------------------------------------------------------------------------------------------------------------------------------------------------------------------------------------------------------------------------------------------------------------------------------------------------------------------------------------------------------------------------------------------------------------------------------------------------------------------------------------------------------------------------------------------------------------------------------------------------------------------------------------------|
| Make call from 1001 to 1002, and 1002 answers                                                                                                                                                                                                           | <p>At 1001:</p> <p>CONNECTED</p> <p>Calling = 1001</p> <p>Called = 1002</p> <p>Connected = 1002</p> <p>At 1002:</p> <p>CONNECTED</p> <p>Calling = 1001</p> <p>Called = 1002</p> <p>Connected = 1001</p>                                                                                                                                                                                                                                                                                                                                                                                                                                                                                                                 |
| <p>Application issues</p> <p>CCiscoLineDevSpecificStartSendMediaToBIBRequest on 1002</p> <p>(CM feature creates server call to IVR1 5555, 5555 answers call)</p> <p>Server-IVR call is redirected to BIB</p> <p>IVR1 selects/plays agent's greeting</p> | <p>At 1002:</p> <p>the request is successful</p> <p>Application receives LineCallDevSpecific (SLDSMT_MEDIA_TO_BIB_STARTED) event</p> <p>At 5555:</p> <p>CONNECTED, dwreason = LINECALLREASON_UNKNOWN (unknown) ExtendedCallReason = CtiReasonSendMediaToBIB</p> <p>Calling = CgpnToIVR</p> <p>Called = 5555</p> <p>Connected = CgpnToIVR</p> <p>CallAttributeBitMask = ServerCall bit will be set</p> <p>At 5555:</p> <p>CONNECTED, dwreason = LINECALLREASON_UNKNOWN (unknown) ExtendedCallReason = CtiReasonSendMediaToBIB</p> <p>Calling = 5555</p> <p>Called = 5555</p> <p>Connected =</p> <p>CallAttributeBitMask = ServerCall bit will be set</p> <p>Media event sent to application (StartTransmissionEvent)</p> |

| Action                | Events, requests and responses                                                                                                                                                                                        |
|-----------------------|-----------------------------------------------------------------------------------------------------------------------------------------------------------------------------------------------------------------------|
| 1002 put call on hold | <p>At 1002:</p> <p>Application receives LineCallDevSpecific (SLDSMT_MEDIA_TO_BIB_ENDED,0,0) event Call will go on hold</p> <p>With StopReception and StopTransmission event</p> <p>At 5555:</p> <p>Call goes IDLE</p> |
| 1002 Unhold scenario  | <p>At 1002:</p> <p>Call will go CONNECTED with StartTransmission and StartReception.</p>                                                                                                                              |

**Table 35: Agent Redirects Call While Agent Greeting Is Being Played**

| Action                                        | Events, requests and responses                                                                                                                                                                          |
|-----------------------------------------------|---------------------------------------------------------------------------------------------------------------------------------------------------------------------------------------------------------|
| Make call from 1001 to 1002, and 1002 answers | <p>At 1001:</p> <p>CONNECTED</p> <p>Calling = 1001</p> <p>Called = 1002</p> <p>Connected = 1002</p> <p>At 1002:</p> <p>CONNECTED</p> <p>Calling = 1001</p> <p>Called = 1002</p> <p>Connected = 1001</p> |

| Action                                                                                                                                                                                                                                               | Events, requests and responses                                                                                                                                                                                                                                                                                                                                                                                                                                                                                                                                                                                                                                                         |
|------------------------------------------------------------------------------------------------------------------------------------------------------------------------------------------------------------------------------------------------------|----------------------------------------------------------------------------------------------------------------------------------------------------------------------------------------------------------------------------------------------------------------------------------------------------------------------------------------------------------------------------------------------------------------------------------------------------------------------------------------------------------------------------------------------------------------------------------------------------------------------------------------------------------------------------------------|
| <p>Application issues<br/>CCiscoLineDevSpecificStartSendMediaToBIBRequest on 1002</p> <p>(CM feature creates server call to IVR1 5555, 5555 answers call)</p> <p>Server-IVR call is redirected to BIB</p> <p>IVR1 selects/plays agent's greeting</p> | <p>At 1002:<br/>the request is successful</p> <p>Application receives LineCallDevSpecific (SLDSMT_MEDIA_TO_BIB_STARTED) event</p> <p>At 5555:<br/>CONNECTED, dwreason = LINECALLREASON_UNKNOWN (unknown) ExtendedCallReason = CtiReasonSendMediaToBIB<br/>Calling = CgpnToIVR<br/>Called = 5555<br/>Connected = CgpnToIVR<br/>CallAttributeBitMask = ServerCall bit will be set</p> <p>At 5555:<br/>CONNECTED, dwreason = LINECALLREASON_UNKNOWN (unknown) ExtendedCallReason = CtiReasonSendMediaToBIB<br/>Calling = 5555<br/>Called = 5555<br/>Connected =<br/>CallAttributeBitMask = ServerCall bit will be set</p> <p>Media event sent to application (StartTransmissionEvent)</p> |
| Application redirects call on 1002 to 1003                                                                                                                                                                                                           | <p>At 1003:<br/>New call from 1002</p> <p>At 1002:<br/>Call goes IDLE<br/>No MEDIA_TO_BIB_ENDED event</p> <p>At 5555:<br/>Call goes IDLE</p>                                                                                                                                                                                                                                                                                                                                                                                                                                                                                                                                           |

**Table 36: IVR1 Redirects Call to IVR2**

| Action                                                                                                                                                                                                                                                 | Events, requests and responses                                                                                                                                                                                                                                                                                                                                                                                                                                                                                                                                                                                                                                                                                          |
|--------------------------------------------------------------------------------------------------------------------------------------------------------------------------------------------------------------------------------------------------------|-------------------------------------------------------------------------------------------------------------------------------------------------------------------------------------------------------------------------------------------------------------------------------------------------------------------------------------------------------------------------------------------------------------------------------------------------------------------------------------------------------------------------------------------------------------------------------------------------------------------------------------------------------------------------------------------------------------------------|
| Make call from 1001 to 1002, and 1002 answers                                                                                                                                                                                                          | <p>At 1001:</p> <p>CONNECTED</p> <p>Calling = 1001</p> <p>Called = 1002</p> <p>Connected = 1002</p> <p>At 1002:</p> <p>CONNECTED</p> <p>Calling = 1001</p> <p>Called = 1002</p> <p>Connected = 1001</p>                                                                                                                                                                                                                                                                                                                                                                                                                                                                                                                 |
| <p>Application issues</p> <p>CCiscoLineDevSpecificStartSendMediaToBIBRequest on 1002</p> <p>(CM feature creates server call to IVR 5555, 5555 answers call)</p> <p>Server-IVR call is redirected to BIB</p> <p>IVR1 selects/plays agent's greeting</p> | <p>At 1002:</p> <p>the request is successful</p> <p>Application receives LineCallDevSpecific (SLDSMT_MEDIA_TO_BIB_STARTED) event</p> <p>At 5555:</p> <p>CONNECTED, dwreason = LINECALLREASON_UNKNOWN (unknown) ExtendedCallReason = CtiReasonSendMediaToBIB</p> <p>Calling = CgpnToIVR</p> <p>Called = 5555</p> <p>Connected = CgpnToIVR</p> <p>CallAttributeBitMask = ServerCall bit will be set</p> <p>At 5555:</p> <p>CONNECTED, dwreason = LINECALLREASON_UNKNOWN (unknown) ExtendedCallReason = CtiReasonSendMediaToBIB</p> <p>Calling = 5555</p> <p>Called = 5555</p> <p>Connected =</p> <p>CallAttributeBitMask = ServerCall bit will be set</p> <p>Media event sent to application (StartTransmissionEvent)</p> |

| Action                                                                                        | Events, requests and responses                                                                                                                                                                 |
|-----------------------------------------------------------------------------------------------|------------------------------------------------------------------------------------------------------------------------------------------------------------------------------------------------|
| Application redirect call on IVR1 to IVR2<br><br>IVR2 answers and plays second agent greeting | At 5555:<br>Call goes IDLE<br>At 6666:<br>Calling =<br>Called = 6666<br>Connected = Redirecting = 5555<br>Redirection = 6666<br>CallAttributeBitMask = BIBCall<br><br>(StartTransmissionEvent) |
| IVR2 drops call after agent greeting completes                                                | At 1002:<br>Application receives LineCallDevSpecific (SLDSMT_MEDIA_TO_BIB_ENDED,0,0) event<br>At 6666:<br>Call goes IDLE                                                                       |

**Table 37: Application-2 Opened Line After Agent Greeting Is in Playing**

| Action                                        | Events, requests and responses                                                                                                                               |
|-----------------------------------------------|--------------------------------------------------------------------------------------------------------------------------------------------------------------|
| Make call from 1001 to 1002, and 1002 answers | At 1001:<br>CONNECTED<br>Calling = 1001<br>Called = 1002<br>Connected = 1002<br>At 1002:<br>CONNECTED<br>Calling = 1001<br>Called = 1002<br>Connected = 1001 |

| Action                                                                                                                                                                                                                                                                                        | Events, requests and responses                                                                                                                                                                                                                                                                                                                                                                                                                                                                                                                                                                                                                                                                  |
|-----------------------------------------------------------------------------------------------------------------------------------------------------------------------------------------------------------------------------------------------------------------------------------------------|-------------------------------------------------------------------------------------------------------------------------------------------------------------------------------------------------------------------------------------------------------------------------------------------------------------------------------------------------------------------------------------------------------------------------------------------------------------------------------------------------------------------------------------------------------------------------------------------------------------------------------------------------------------------------------------------------|
| <p>Application-1 issues<br/>CCiscoLineDevSpecificStartSendMediaToBIBRequest on 1002<br/>with 5555 and CgpnToIVR</p> <p>(CM feature creates server call to IVR1 5555, 5555 answers call)</p> <p>Server-IVR call is redirected to BIB by feature</p> <p>IVR1 selects/plays agent's greeting</p> | <p>At 1002:<br/>the request is successful<br/>Application receives LineCallDevSpecific<br/>(SLDSMT_MEDIA_TO_BIB_STARTED) event</p> <p>At 5555:<br/>CONNECTED, dwreason = LINECALLREASON_UNKNOWN<br/>(unknown) ExtendedCallReason = CtiReasonSendMediaToBIB<br/>Calling = CgpnToIVR<br/>Called = 5555<br/>Connected = CgpnToIVR<br/>CallAttributeBitMask = ServerCall bit will be set</p> <p>At 5555:<br/>CONNECTED, dwreason = LINECALLREASON_UNKNOWN<br/>(unknown) ExtendedCallReason = CtiReasonSendMediaToBIB<br/>Calling = 5555<br/>Called = 5555<br/>Connected =<br/>CallAttributeBitMask = ServerCall bit will be set</p> <p>Media event sent to application (StartTransmissionEvent)</p> |
| Application-2 opens agent line from another client                                                                                                                                                                                                                                            | <p>At 1002 (from application-2):<br/>CallAttributeBitMask SendMediaToBIB will be set to indicate<br/>agent greeting is playing on the agent line.</p>                                                                                                                                                                                                                                                                                                                                                                                                                                                                                                                                           |
| Application 2 opens IVR line                                                                                                                                                                                                                                                                  | CallAttributeBitMask = BIBCall                                                                                                                                                                                                                                                                                                                                                                                                                                                                                                                                                                                                                                                                  |

Table 38: Start Agent Greeting After Conference Is Setup

| Action                                                                                                       | Events, requests and responses                                                                                                                                                                                                                                                                                                                                                                                                                                                  |
|--------------------------------------------------------------------------------------------------------------|---------------------------------------------------------------------------------------------------------------------------------------------------------------------------------------------------------------------------------------------------------------------------------------------------------------------------------------------------------------------------------------------------------------------------------------------------------------------------------|
| Make call from 1001 to 1002, 1002 answers, 1002 sets up conference to 1003, 1003 answers, and 1002 completes | At 1001:<br>CONNECTED<br>CONFERENCED<br>Calling = 1001, Called = 1002, Connected = 1002<br>CONFERENCED<br>Calling = 1001, Called = 1003, Connected = 1003At 1002:<br>CONNECTED<br>CONFERENCED<br>Calling = 1001, Called = 1002, Connected = 1001<br>CONFERENCED<br>Calling = 1002, Called = 1003, Connected = 1003<br>At 1003:<br>CONNECTED<br>CONFERENCED<br>Calling = 1002, Called = 1003, Connected = 1002<br>CONFERENCED<br>Calling = 1003, Called = 1001, Connected = 1001 |

| Action                                                                                                                                                                                                                                                                                  | Events, requests and responses                                                                                                                                                                                                                                                                                                                                                                                                                                                                                                                                                                                                                                                                                                         |
|-----------------------------------------------------------------------------------------------------------------------------------------------------------------------------------------------------------------------------------------------------------------------------------------|----------------------------------------------------------------------------------------------------------------------------------------------------------------------------------------------------------------------------------------------------------------------------------------------------------------------------------------------------------------------------------------------------------------------------------------------------------------------------------------------------------------------------------------------------------------------------------------------------------------------------------------------------------------------------------------------------------------------------------------|
| <p>Application issues<br/>CCiscoLineDevSpecificStartSendMediaToBIBRequest on 1002 with 5555 and CgpnToIVR</p> <p>(CM feature creates server call to IVR1 5555, 5555 answers call)</p> <p>Server-IVR call is redirected to BIB by feature</p> <p>IVR1 selects/plays agent's greeting</p> | <p>At 1002:<br/>the request is successful<br/>Application receives LineCallDevSpecific (SLDSMT_MEDIA_TO_BIB_STARTED) event</p> <p>At 5555:<br/>CONNECTED, dwreason = LINECALLREASON_UNKNOWN (unknown) ExtendedCallReason = CtiReasonSendMediaToBIB<br/>Calling = CgpnToIVR<br/>Called = 5555<br/>Connected = CgpnToIVR<br/>CallAttributeBitMask = ServerCall bit will be set</p> <p>At 5555:<br/>CONNECTED, dwreason = LINECALLREASON_UNKNOWN (unknown) ExtendedCallReason = CtiReasonSendMediaToBIB<br/>Calling = 5555<br/>Called = 5555<br/>Connected =<br/>CallAttributeBitMask = ServerCall bit will be set</p> <p>Media event sent to application (StartTransmissionEvent)</p> <p>1001 and 1002 also hears the agent greeting</p> |

## Agent Zip Tone

The devices mentioned in the use cases below also apply to SIP TNP phones.

## Configuration

SCCP phones: A (Customer/Remote), B (Agent/Local).

All Lines are Opened with Ext Version – 0x000B0000

**Table 39: Application Issues the Play Tone Request When the Call Is Established Between Customer and Agent. PlayToneDirection – Remote**

| Action                                                                                                                                                                                                                                                                                                | Expected events                                                                                                                                                                                                                                                                                      |
|-------------------------------------------------------------------------------------------------------------------------------------------------------------------------------------------------------------------------------------------------------------------------------------------------------|------------------------------------------------------------------------------------------------------------------------------------------------------------------------------------------------------------------------------------------------------------------------------------------------------|
| <p>LineInitialize.</p> <p>LineOpen on A,B</p> <p>The CallToneChangedEvent message flag is Enabled using SLDST_SET_STATUS_MESSAGES request for Line A and B.</p> <p>A calls B;B answers the Call</p> <p>B issues LineDevSpecific (start PlayTone) request with Agent callid and ZIP Tone as input.</p> | <p>Zip Tone is played at A.</p> <p>LINE_DEVSPECIFIC Event with dwParam1 = SLDSMT_CALL_TONE_CHANGEDdwParam2 = CTONE_ZIP, dwParam3 = 0(local) is reported on A and alsoLINE_DEVSPECIFIC Event with dwParam1 = SLDSMT_CALL_TONE_CHANGEDdwParam2 = CTONE_ZIP, dwParam3 = 1(Remote) is reported on B.</p> |

**Table 40: Application Issues the Play Tone Request When the Call Is Established Between Customer and Agent. PlayToneDirection – Local**

| Action                                                                                                                                                                                                                                                                                                | Expected events                                                                                                                                                                                  |
|-------------------------------------------------------------------------------------------------------------------------------------------------------------------------------------------------------------------------------------------------------------------------------------------------------|--------------------------------------------------------------------------------------------------------------------------------------------------------------------------------------------------|
| <p>LineInitialize.</p> <p>LineOpen on A,B</p> <p>The CallToneChangedEvent message flag is Enabled using SLDST_SET_STATUS_MESSAGES request for Line A and B.</p> <p>A calls B;B answers the Call</p> <p>B issues LineDevSpecific (start PlayTone) request with agent callid and ZIP Tone as input.</p> | <p>Zip Tone is played at B.</p> <p>Line_DevSpecific (dwparam1 = SLDSMT_CALL_TONE_CHANGED, dwParam2 = CTONE_ZIP, dwParam3 = 0(local) is fired for B indicating Zip Tone has been played on B.</p> |

**Table 41: Application Issues the Play Tone Request When the Call Is Established Between Customer and Agent. PlayToneDirection – BothLocalandRemote/NoLocalOrRemote**

| Action                                                                                                                                                               | Expected events                                                                     |
|----------------------------------------------------------------------------------------------------------------------------------------------------------------------|-------------------------------------------------------------------------------------|
| LineInitialize.<br>LineOpen on A,B<br>A calls B; B answers the Call<br><br>B issues LineDevSpecific (start PlayTone) request with agent callid and ZIP Tone as input | LineDevSpecific (start PlayTone) request fails with error LINEERR_OPERATIONUNAVAIL. |

**Table 42: Application Issues the Play Tone Request (with Unsupported Tone) When the Call Is Established Between Customer and Agent. PlayToneDirection – Local**

| Action                                                                                                                                                               | Expected events                                                                    |
|----------------------------------------------------------------------------------------------------------------------------------------------------------------------|------------------------------------------------------------------------------------|
| LineInitialize.<br>LineOpen on A,B<br>A calls B; B answers the Call<br><br>B issues LineDevSpecific (start PlayTone) request with agent callid and ZIP Tone as input | LineDevSpecific (start PlayTone) request fails with error LINEERR_OPERATIONFAILED. |

## Application Issues the Play Tone Request on a CTI Port with PlayToneDirection -Local/Remote

### Configuration

- A (Customer/Remote) is SCCP Phone.
- B (Agent/local) is a CTIport/Route Point

**Table 43: Application Issues the Play Tone Request on a CTI Port with PlayToneDirection – Local/Remote**

| Action                                                                                                                                                                                                                                                                                                                                                                                                                                                     | Expected events                                                                                                                                                                                                                                                                                                                                                                                                               |
|------------------------------------------------------------------------------------------------------------------------------------------------------------------------------------------------------------------------------------------------------------------------------------------------------------------------------------------------------------------------------------------------------------------------------------------------------------|-------------------------------------------------------------------------------------------------------------------------------------------------------------------------------------------------------------------------------------------------------------------------------------------------------------------------------------------------------------------------------------------------------------------------------|
| <p>LineInitialize.</p> <p>LineOpen on A,B</p> <p>The CallToneChangedEvent message flag is Enabled using SLDST_SET_STATUS_MESSAGES request for Line A.</p> <p>A calls B;B answers the Call</p> <p>B issues the LineDevSpecific (start PlayTone) request with agent callid and ZIP Tone as input, and direction as local.</p> <p>B issues the LineDevSpecific (start PlayTone) request with agent callid and ZIP Tone as input, and direction as remote.</p> | <p>LineDevSpecific (start PlayTone) request fails with error LINEERR_OPERATIONUNAVAIL.</p> <p>Zip Tone is played at A.</p> <p>Line_DevSpecific (dwparam1 = SLDSMT_CALL_TONE_CHANGED, dwParam2 = CTONE_ZIP, dwParam3 = 0(local)) is fired for A indicating Zip Tone has been played on A</p> <p>And also Line_DevSpecific (dwparam1 = SLDSMT_CALL_TONE_CHANGED, dwParam2 = CTONE_ZIP, dwParam3 = 1(remote)) is fired for B</p> |

## Application Issues the Play Tone Request When the Call Is Established Between Customer and Agent (Shared Line). PlayToneDirection -Local

### Configuration

SCCP phones: A (Customer/ Remote), B, B' (Agent/Local)

**Table 44: Application Issues the Play Tone Request When the Call Is Established Between Customer and Agent (Shared Line). PlayToneDirection – Local**

| Action                                                                                                                                                                                                                                                                                                                                                                                                                                                                                                                                                                                                                                                                                                                          | Expected events |
|---------------------------------------------------------------------------------------------------------------------------------------------------------------------------------------------------------------------------------------------------------------------------------------------------------------------------------------------------------------------------------------------------------------------------------------------------------------------------------------------------------------------------------------------------------------------------------------------------------------------------------------------------------------------------------------------------------------------------------|-----------------|
| <p>LineInitialize.</p> <p>LineOpen on A, B, B'</p> <p>The CallToneChangedEvent message flag is Enabled using SLDST_SET_STATUS_MESSAGES request for Line B and B'.</p> <p>A calls B;B and B' starts ringing; B answers the Call</p> <p>B issues the LineDevSpecific (start PlayTone) request with agent callid and ZIP Tone as input.</p> <p>Variants:</p> <p>B' issues the LineDevSpecific (start PlayTone) request with agent callid and ZIP Tone as input direction remote.</p> <p>B issues the LineDevSpecific (start PlayTone) request with agent callid and ZIP Tone as input direction remote.</p> <p>A issues the LineDevSpecific (start PlayTone) request with agent callid and ZIP Tone as input direction remote.</p> |                 |

| Action | Expected events                                                                                                                                                                                                                                                                                                                                                                                                                                                                                                                                                                                                                                                                                                                                                                                                                                                                                                                                                                                                                                        |
|--------|--------------------------------------------------------------------------------------------------------------------------------------------------------------------------------------------------------------------------------------------------------------------------------------------------------------------------------------------------------------------------------------------------------------------------------------------------------------------------------------------------------------------------------------------------------------------------------------------------------------------------------------------------------------------------------------------------------------------------------------------------------------------------------------------------------------------------------------------------------------------------------------------------------------------------------------------------------------------------------------------------------------------------------------------------------|
|        | <p>Zip Tone is played at B.</p> <p>Line_DevSpecific (dwparam1 = SLDSMT_CALL_TONE_CHANGED, dwParam2 = CTONE_ZIP, dwParam3 = 0(local)) is fired for B indicating Zip Tone has been played on B.</p> <p>There is no Zip Tone played at B'and no Zip tone notification on B'.</p> <p>The LineDevSpecific (start PlayTone) request fails with Error LINEERR_OPERATIONFAILED</p> <p>Zip Tone is played at A.</p> <p>Line_DevSpecific (dwparam1 = SLDSMT_CALL_TONE_CHANGED, dwParam2 = CTONE_ZIP, dwParam3 = 0(local))) will be fired for A also<br/>Line_DevSpecific (dwparam1 = SLDSMT_CALL_TONE_CHANGED, dwParam2 = CTONE_ZIP, dwParam3 = 1(remote) will be fired for B.</p> <p>There is no Zip Tone played at B'and no Zip tone notification on B'.</p> <p>Zip Tone is played at B and B'.</p> <p>Line_DevSpecific (dwparam1 = SLDSMT_CALL_TONE_CHANGED, dwParam2 = CTONE_ZIP, dwParam3 = 0(local))) is fired for B and B' also<br/>Line_DevSpecific (dwparam1 = SLDSMT_CALL_TONE_CHANGED, dwParam2 = CTONE_ZIP, dwParam3 = 1(remote) is fired for A.</p> |

**Table 45: Application Issues the Play Tone Request When the Call Is Established Between Customer and Agent (Intercom Line). PlayToneDirection – Local**

| Action                                                                                                                                                                                                                                                                                                                                                                                                                                                                                                                                                                                                                                                                              | Expected events                                                                                                                                                                               |
|-------------------------------------------------------------------------------------------------------------------------------------------------------------------------------------------------------------------------------------------------------------------------------------------------------------------------------------------------------------------------------------------------------------------------------------------------------------------------------------------------------------------------------------------------------------------------------------------------------------------------------------------------------------------------------------|-----------------------------------------------------------------------------------------------------------------------------------------------------------------------------------------------|
| <p>LineInitialize.</p> <p>Phone A have 2 lines: Line1 is a normal line with X, Line2 is a intercom line (B), SpeedDial DN = D</p> <p>Phone B have 2 lines: Line1 is a normal line with Y, Line2 is a intercom line (D)</p> <p>LineOpen on B,D</p> <p>The CallToneChangedEvent message flag is Enabled using SLDST_SET_STATUS_MESSAGES request for Line B, D</p> <p>B calls D; D starts ringing; D answers the Call</p> <p>D issues the LineDevSpecific (start PlayTone) request with agent(D) callid and ZIP Tone as input.</p> <p>Variant 1:</p> <p>D issues the LineDevSpecific (start PlayTone) request with agent(D) callid and ZIP Tone as input, and direction as remote.</p> | <p>The LineDevSpecific (start PlayTone) request fails with error LINEERR_OPERATIONUNAVAIL.</p> <p>The LineDevSpecific (start PlayTone) request fails with error LINEERR_OPERATIONUNAVAIL.</p> |

## Conference Scenario: PlayToneDirection -local.

### Configuration

A, B, and C are SCCP Phones.

**Table 46: Conference Scenario. PlayToneDirection – Local**

| Action                                                                                                                                                                                                                                                                                                                                                                                                                                                                                                                    | Expected events                                                                                                                                                                                                                                                                                                                                                                                                                                              |
|---------------------------------------------------------------------------------------------------------------------------------------------------------------------------------------------------------------------------------------------------------------------------------------------------------------------------------------------------------------------------------------------------------------------------------------------------------------------------------------------------------------------------|--------------------------------------------------------------------------------------------------------------------------------------------------------------------------------------------------------------------------------------------------------------------------------------------------------------------------------------------------------------------------------------------------------------------------------------------------------------|
| <p>LineInitialize.</p> <p>LineOpen on A, B, and C</p> <p>The CallToneChangedEvent message flag is Enabled using SLDST_SET_STATUS_MESSAGES request for Line B.</p> <p>A calls B; B answers the call; B sets up the conference with C; B completes the conference.</p> <p>B issues the LineDevSpecific (start PlayTone) request with agent callid and ZIP Tone as input.</p> <p>Variant 1:</p> <p>B issues the LineDevSpecific (start PlayTone) request with agent callid and ZIP Tone as input and direction as Remote</p> | <p>Zip Tone is played at B.</p> <p>Line_DevSpecific (dwparam1 = SLDSMT_CALL_TONE_CHANGED, dwParam2 = CTONE_ZIP, dwParam3 = 0(local)) is fired for B indicating Zip Tone has been played on B.</p> <p>The LineDevSpecific (start PlayTone) request will be Success. But there will be no Tone played on the Coneference members.</p> <p>Line_DevSpecific (dwparam1 = SLDSMT_CALL_TONE_CHANGED, dwParam2 = CTONE_ZIP, dwParam3 = 1(remote)) is fired for B</p> |

## Application Issues the Play Tone Request When the Call Is Established Between Customer and Agent Agent Puts the Call on Hold. PlayToneDirection -Remote

### Configuration

A and B are SCCP Phones.

**Table 47: Application Issues the Play Tone Request When the Call Is Established Between Customer and Agent, Agent Puts the Call on Hold.**  
**PlayToneDirection – Remote**

| Action                                                                                                                                                                                                                                                                                                                       | Expected events                                                                                                                                                                                                                                                                       |
|------------------------------------------------------------------------------------------------------------------------------------------------------------------------------------------------------------------------------------------------------------------------------------------------------------------------------|---------------------------------------------------------------------------------------------------------------------------------------------------------------------------------------------------------------------------------------------------------------------------------------|
| <p>LineInitialize.</p> <p>LineOpen on A,B</p> <p>The CallToneChangedEvent message flag is Enabled using SLDST_SET_STATUS_MESSAGES request for Line B.</p> <p>A calls B;B answers the Call; B puts the Call on hold</p> <p>A issues the LineDevSpecific (start PlayTone) request with agent callid and ZIP Tone as input.</p> | <p>Zip Tone is played at B.</p> <p>Line_DevSpecific (dwparam1 = SLDSMT_CALL_TONE_CHANGED, dwParam2 = CTONE_ZIP, dwParam3 = 1(remote)) is fired for A also</p> <p>Line_DevSpecific (dwparam1 = SLDSMT_CALL_TONE_CHANGED, dwParam2 = CTONE_ZIP, dwParam3 = 0(local) is fired for B.</p> |

## Announcement Call

### Prerequisites

Pre-conditions to all announcement call use cases, unless specified otherwise:

- CTIRD (CTI Remote Device -Name: CTIRD-1)
  - Remote Destinations configured on CTIRD-1:
    - RD1-(Name: Mobile, Number: 914086271309)
    - Line-A (DN -1000) - Line-A configured on CTIRD-1 (shared line of Enterprise
    - DN -1000 configured on EP-1)
- EP-1 (Enterprise Phone - SCCP -IP Phone)
  - Line-A' -DN -1000 configured on EP-1
- Provider is opened ( lineInitializeEx successfully executed)
- All relevant lines are opened with Extension version 0x000D0000 and in service

Persistent call has been created on A / RD-1.

Announcement with ID "WelcomeID" is defined on CUCM.

**Table 48: Create Announcement Call**

| Action                                                                                                                                                                                                                                                                                     | TAPI Messages                                                                                                                                                                                                                   | TAPI Structure                                                                                                                                                                                                                                      |
|--------------------------------------------------------------------------------------------------------------------------------------------------------------------------------------------------------------------------------------------------------------------------------------------|---------------------------------------------------------------------------------------------------------------------------------------------------------------------------------------------------------------------------------|-----------------------------------------------------------------------------------------------------------------------------------------------------------------------------------------------------------------------------------------------------|
| <b>Create Announcement Call:</b><br>LineMakeCall() on Line-A:<br>lpCallParams:<br>devSpecific =<br>Cisco_CallParamsDevSpecific {<br>dwCallPriority = 0x00000000;<br>dwDevSpecificFlags = 0x00000004<br>(Cisco_CALLPARAMS_DEVSPECIFICFLAGS_ANNOUNCEMENTCALL)<br>}<br>CallData = "WelcomeID" | LINE_ CALLSTATE<br>hDevice = hCall-2 dwParam1 = 0x40000002<br>(CLDSMT_ANNOUNCEMENT_CALL_STATE + OFFERING)<br>LINE_ CALLSTATE dwParam1 = 0x40000004<br>(CLDSMT_ANNOUNCEMENT_CALL_STATE + ACCEPTED)                               |                                                                                                                                                                                                                                                     |
|                                                                                                                                                                                                                                                                                            | LINE_ CALLSTATE<br>hDevice = hCall-2 dwParam1 = 0x40000100<br>(CLDSMT_ANNOUNCEMENT_CALL_STATE + CONNECTED)<br>LINE_ CALLDEVSPECIFIC<br>hDevice = hCall-2<br>dwParam1 = SLDSMT_ANNOUNCEMENT_STARTED<br>dwParam2 = 0 dwParam3 = 0 | LINECALLINFO (hCall-2) dwOrigin = OUTBOUND dwReason = DIRECT<br>CallerID = 5000<br>CallerIDName = RD5000 CalledID = A<br>ConnectedID = 5000<br><b>In DevSpecific portion:</b><br>CallAttributeType = 0x00008000 (TSPCallAttribute_AnnouncementCall) |
|                                                                                                                                                                                                                                                                                            | LINE_ CALLDEVSPECIFIC<br>hDevice = hCall-2<br>dwParam1 = SLDSMT_ANNOUNCEMENT_ENDED<br>dwParam2 = 0 dwParam3 = 0                                                                                                                 |                                                                                                                                                                                                                                                     |
|                                                                                                                                                                                                                                                                                            | LINE_ CALLSTATE dwParam1 = 0x40004000<br>(CLDSMT_ANNOUNCEMENT_CALL_STATE + DISCONNECTED)                                                                                                                                        |                                                                                                                                                                                                                                                     |

| Action | TAPI Messages                                                                                   | TAPI Structure |
|--------|-------------------------------------------------------------------------------------------------|----------------|
|        | <pre> LINE_ CALLSTATE dwParam1 = 0x40000001  (CLDSMT_ ANNOUNCEMENT_ CALL_ STATE + IDLE ) </pre> |                |

Persistent call has been created on A / RD-1.

Announcement with ID "WelcomeID" is defined on CUCM.

**Table 49: Drop Announcement Call**

| Action                                                                                                                                                                                                                                                                                                                                                         | TAPI Messages                                                                                                                                                                                                                     | TAPI Structures                                                                                                                                                                                                                                                                  |
|----------------------------------------------------------------------------------------------------------------------------------------------------------------------------------------------------------------------------------------------------------------------------------------------------------------------------------------------------------------|-----------------------------------------------------------------------------------------------------------------------------------------------------------------------------------------------------------------------------------|----------------------------------------------------------------------------------------------------------------------------------------------------------------------------------------------------------------------------------------------------------------------------------|
| <p><b><u>Create Announcement Call:</u></b></p> <p>LineMakeCall() on Line-A:</p> <p>lpCallParams:</p> <p>devSpecific =</p> <p>Cisco_ CallParamsDevSpecific {</p> <p>dwCallPriority = 0x00000000;</p> <p>dwDevSpecificFlags = 0x00000004</p> <p>(Cisco_ CALLPARAMS_</p> <p>DEVSPECIFICFLAGS_</p> <p>ANNOUNCEMENTCALL)</p> <p>}</p> <p>CallData = "WelcomeID"</p> | <pre> LINE_ CALLSTATE hDevice = hCall-2 dwParam1 = 0x40000002  (CLDSMT_ ANNOUNCEMENT_ CALL_ STATE + OFFERING)  LINE_ CALLSTATE dwParam1 = 0x40000004  (CLDSMT_ ANNOUNCEMENT_ CALL_ STATE + ACCEPTED) </pre>                       |                                                                                                                                                                                                                                                                                  |
|                                                                                                                                                                                                                                                                                                                                                                | <pre> LINE_ CALLSTATE hDevice = hCall-2 dwParam1 = 0x40000100  (CLDSMT_ ANNOUNCEMENT_ CALL_ STATE + CONNECTED)  LINE_ CALLDEVSPECIFIC hDevice = hCall-2 dwParam1 = SLDSMT_ ANNOUNCEMENT_ STARTED dwParam2 = 0 dwParam3 = 0 </pre> | <p>LINECALLINFO (hCall-2) dwOrigin = OUTBOUND dwReason = DIRECT</p> <p>CallerID = 5000</p> <p>CallerIDName = RD5000 CalledID = A</p> <p>ConnectedID = 5000</p> <p><b>In DevSpecific portion:</b></p> <p>CallAttributeType = 0x00008000 ( TSPCallAttribute_ AnnouncementCall)</p> |

| Action                                                                                              | TAPI Messages                                                                                                                                                                                                                                                                                     | TAPI Structures |
|-----------------------------------------------------------------------------------------------------|---------------------------------------------------------------------------------------------------------------------------------------------------------------------------------------------------------------------------------------------------------------------------------------------------|-----------------|
| <b><u>Drop Announcement Call:</u></b><br>(while announcement being played)<br>LineDrop() on Line-A: | LINE_ CALLDEVSPECIFIC<br>hDevice = hCall-2<br>dwParam1 = SLDSMT_ANNOUNCEMENT_ENDED<br>dwParam2 = 0 dwParam3 = 0<br>LINE_ CALLSTATE dwParam1 = 0x40004000 (CLDSMT_ANNOUNCEMENT_CALL_STATE + DIS CONNECTED)<br>LINE_ CALLSTATE dwParam1 = 0x40000001<br>(CLDSMT_ANNOUNCEMENT_CALL_STATE + IDLE<br>) |                 |

Precondition: No Persistent call on CTIRD-1

**Table 50: Negative -Create Announcement Call Failed / No Persistent Call**

| Action                                                                                                                                                                                                                                                                                              | TAPI Messages                                                 | TAPI Structures |
|-----------------------------------------------------------------------------------------------------------------------------------------------------------------------------------------------------------------------------------------------------------------------------------------------------|---------------------------------------------------------------|-----------------|
| <b><u>Create Announcement Call:</u></b><br>LineMakeCall() on Line-A:<br>lpCallParams:<br>devSpecific =<br>Cisco_ CallParamsDevSpecific {<br>dwCallPriority = 0x00000000;<br>dwDevSpecificFlags = 0x00000004<br>(Cisco_ CALLPARAMS_DEVSPECIFICFLAGS_ANNOUNCEMENTCALL)<br>}<br>CallData = "WelcomeID" | LINE_ REPLY<br>LINEERR_NO_PERSISTENT_CALL_EXISTS (0xC0000021) |                 |

## Blind Transfer

The following table describes the message sequences for Blind Transfer when A calls B, B answers, and A and B are connected.

Table 51: Message Sequences for Blind Transfer

| Action                                                                            | CTI messages                                                                                                                                                                         | TAPI messages                                                                                                              | TAPI structures                                                                                                                                                               |
|-----------------------------------------------------------------------------------|--------------------------------------------------------------------------------------------------------------------------------------------------------------------------------------|----------------------------------------------------------------------------------------------------------------------------|-------------------------------------------------------------------------------------------------------------------------------------------------------------------------------|
| Party B does a lineBlindTransfer() to blind transfer call from party A to party C | Party A                                                                                                                                                                              |                                                                                                                            |                                                                                                                                                                               |
|                                                                                   | CallPartyInfoChangedEvent,<br>CH = C1,<br>CallingChanged = False,<br>Calling = A,<br>CalledChanged = True,<br>Called = C,<br>OriginalCalled = B,<br>LR = B,<br>Cause = BlindTransfer | LINE_CALLINFO<br>hDevice = hCall-1<br>dwCallbackInstance = 0<br>dwParam1 = CONNECTEDID,<br>REDIRECTINGID,<br>REDIRECTIONID | TSPI LINECALLINFO<br>dwOrigin = OUTBOUND<br>dwReason = DIRECT<br>dwCallerID = A<br>dwCalledID = B<br>dwConnectedID = NULL<br>dwRedirectingID = NP<br>dwRedirectionID = NP     |
|                                                                                   | Party B                                                                                                                                                                              |                                                                                                                            |                                                                                                                                                                               |
|                                                                                   | CallStateChangedEvent,<br>CH = C2,<br>State = Idle,<br>Reason = Direct,<br>Calling = A,<br>Called = B,<br>OriginalCalled = B,<br>LR = NULL                                           | TSPI: LINE_CALLSTATE<br>hDevice = hCall-1<br>dwCallbackInstance = 0<br>dwParam1 = IDLE<br>dwParam2 = 0<br>dwParam3 = 0     | TSPI LINECALLINFO<br>dwOrigin = INTERNAL<br>dwReason = DIRECT<br>dwCallerID = A<br>dwCalledID = B<br>dwConnectedID = NULL<br>dwRedirectingID = NULL<br>dwRedirectionID = NULL |
|                                                                                   | Party C                                                                                                                                                                              |                                                                                                                            |                                                                                                                                                                               |
|                                                                                   | NewCallEvent,<br>CH = C3,<br>origin = Internal_Inbound,<br>Reason = BlindTransfer,<br>Calling = A,<br>Called = C,<br>OriginalCalled = B,<br>LR = B                                   | TSPI: LINE_APPNEWCALL<br>hDevice = C<br>dwCallbackInstance = 0<br>dwParam1 = 0<br>dwParam2 = hCall-1<br>dwParam3 = OWNER   | TSPI LINECALLINFO<br>dwOrigin = INTERNAL<br>dwReason = TRANSFER<br>dwCallerID = A<br>dwCalledID = C<br>dwConnectedID = NULL<br>dwRedirectingID = B<br>dwRedirectionID = C     |
|                                                                                   | Party A                                                                                                                                                                              |                                                                                                                            |                                                                                                                                                                               |

| Action | CTI messages                                                                                                                                    | TAPI messages                                                                                                                     | TAPI structures                                                                                                                                                         |
|--------|-------------------------------------------------------------------------------------------------------------------------------------------------|-----------------------------------------------------------------------------------------------------------------------------------|-------------------------------------------------------------------------------------------------------------------------------------------------------------------------|
|        | CallStateChangeEvent,<br>CH = C1,<br>State = Ringback,<br>Reason = Direct,<br>Calling = A,<br>Called = C,<br>OriginalCalled = B,<br>LR = B      | TSPI: LINE_CALLSTATE,<br>hDevice = hCall-1,<br>dwCallbackInstance = 0,<br>dwParam1 = RINGBACK<br>dwParam2 = 0<br><br>dwParam3 = 0 | TSPI LINECALLINFO<br>dwOrigin = OUTBOUND<br>dwReason = DIRECT<br>dwCallerID = A<br>dwCalledID = B<br>dwConnectedID = NULL<br>dwRedirectingID = B<br>dwRedirectionID = C |
|        | Party C                                                                                                                                         |                                                                                                                                   |                                                                                                                                                                         |
|        | CallStateChangedEvent,<br>CH = C3,<br>State = Offering,<br>Reason = BlindTransfer,<br>Calling = A,<br>Called = C,<br>OriginalCalled = B, LR = B | TSPI: LINE_CALLSTATE,<br>hDevice = hCall-1,<br>dwCallbackInstance = 0,<br>dwParam1 = OFFERING<br>dwParam2 = 0<br><br>dwParam3 = 0 | TSPI LINECALLINFO<br>dwOrigin = INTERNAL<br>dwCallerID = A<br>dwCalledID = C<br>dwConnectedID = NULL<br>dwRedirectingID = B<br>dwRedirectionID = C                      |

## Call Control Discovery

### Basic Call Initiated From TAPI From Phone A on Cluster 1 to Phone B on Cluster2

#### Configuration

SCCP phone A(1900) are registered to cluster A

Phones A are associated with the end-user cluster1

SCCP phone B(1000) registered to cluster B

Phones B are associated with the end-user cluster2

CUCM learns a pattern 10XX, plus PSTN failover rule as 0:1408972 from SAF network. TAPI is observing A.

#### Procedure

Application monitors A

Application sends a lineMakeCall at A to call B

| Action                                                                                                                                                       | CTI messages                                                        | TAPI messages                                                                                                                                                                                                      |
|--------------------------------------------------------------------------------------------------------------------------------------------------------------|---------------------------------------------------------------------|--------------------------------------------------------------------------------------------------------------------------------------------------------------------------------------------------------------------|
| A dials 1000, this call first will be intercepted by CCD Requesting Feature, and CCD Requesting feature will extend this call to SIP trunk                   | A receives NewCallEvent and CallStateChangeEvent (Dialtone/Dialing) | A:<br>LINE_APPNEWCALL,<br>LINE_CALLSTATE<br>(LINECALLSTATE_DIALTONE/<br>LINECALLSTATE_DIALING)<br><br>CallerID = A / CalledID = ""                                                                                 |
| SIP trunk rejects this call due to no more bandwidth available                                                                                               | A receives CallStateChangeEvent (PROCEEDING)                        | LineA: LINE_CALLSTATE<br>(LINECALLSTATE_PROCEEDING)/<br>LINE_CALLINFO<br><br>CallReason =<br>LINECALLREASON_DIRECT<br><br>CallerID = A / CalledID = 1000 /<br>ConnectedID = / RedirectingID = /<br>RedirectionID = |
| CCD Requesting feature will start PSTN failover by directing this caller to 1000's PSTN failover number, that is, 14089721000. Call is sent out to a PSTN GW |                                                                     |                                                                                                                                                                                                                    |

| Action                                                                                                                                                       | CTI messages                                                                                                                   | TAPI messages                                                                                                                                                                                                                                                                                                                                                                                                                                                                                                                                                                                                                                                                                                                                                                                                                                   |
|--------------------------------------------------------------------------------------------------------------------------------------------------------------|--------------------------------------------------------------------------------------------------------------------------------|-------------------------------------------------------------------------------------------------------------------------------------------------------------------------------------------------------------------------------------------------------------------------------------------------------------------------------------------------------------------------------------------------------------------------------------------------------------------------------------------------------------------------------------------------------------------------------------------------------------------------------------------------------------------------------------------------------------------------------------------------------------------------------------------------------------------------------------------------|
| CCD Requesting feature will start PSTN failover by directing this caller to 1000's PSTN failover number, that is, 14089721000. Call is sent out to a PSTN GW | <p>A receives CPIC and CallStateChangeEvent (Ringback/connected)</p> <p>Provide TSPI_LinegetcallInfo on A connected with B</p> | <p>A:CPIC event received on party A</p> <p>LineA: LINE_CALLSTATE (LINECALLSTATE_RINGBACK / LINECALLSTATE_CONNECTED)</p> <p>CallReason =<br/>LINECALLREASON_DIRECT</p> <p>LINECALLINFO.dwCallID =<br/>0x00400BBA</p> <p>LINECALLINFO.dwOrigin = 0x00000001</p> <p>LINECALLINFO.dwReason =<br/>0x00000001</p> <p>LINECALLINFO.dwCallerID = 1900(A)</p> <p>LINECALLINFO.dwCallerIDName =</p> <p>LINECALLINFO.dwCalledID = 1000:</p> <p>LINECALLINFO.dwCalledIDName =<br/>CCD Pattern</p> <p>LINECALLINFO.dwConnectedID =<br/>1000(B)</p> <p>LINECALLINFO.dwConnectedIDName<br/>=</p> <p>LINECALLINFO.dwRedirectionID = 1000</p> <p>LINECALLINFO.dwRedirectionIDName<br/>=</p> <p>LINECALLINFO.dwRedirectingID = 1000</p> <p>LINECALLINFO.dwRedirectingIDName<br/>= CCD Pattern</p> <p>ExtendCallReason =<br/>CtiReasonSAF_CCD_PSTNFailover(2B)</p> |

## Basic Call Initiated From TAPI From Phone A on Cluster 1 to Phone B on Cluster2 with PSTN Failover Rule Not Set

### Configuration

SCCP phone A are registered to cluster A.

Phones A are associated with the end-user "cluster1".

SCCP phone B(1000) registered to cluster B.

Phones B are associated with the end-user "cluster2".

CUCM learns a pattern 10XX, plus PSTN failover rule as 0:1408972 from SAF network is not set.

## Procedure

Application monitors A.

Application sends a lineMakeCall at A to call B.

| Action                                                                                                                                     | CTI messages                                                        | TAPI messages                                                                                                                                                                                                                                 |
|--------------------------------------------------------------------------------------------------------------------------------------------|---------------------------------------------------------------------|-----------------------------------------------------------------------------------------------------------------------------------------------------------------------------------------------------------------------------------------------|
| A dials 1000, this call first will be intercepted by CCD Requesting Feature, and CCD Requesting feature will extend this call to SIP trunk | A receives NewCallEvent and CallStateChangeEvent (Dialtone/Dialing) | A:<br>LINE_APPNEWCALL,<br>LINE_CALLSTATE<br>(LINECALLSTATE_DIALTONE/<br>LINECALLSTATE_DIALING)<br><br>CallerID = A / CalledID = ""                                                                                                            |
| SIP trunk rejects this call due to lack of bandwidth                                                                                       | A receives CallStateChangeEvent (PROCEEDING)                        | A:A receives CPIC event<br>LineA: LINE_CALLSTATE<br>(LINECALLSTATE_PROCEEDING)/<br>LINE_CALLINFO<br><br>CallReason =<br>LINECALLREASON_DIRECT<br><br>CallerID = A / CalledID = 1000 /<br>ConnectedID = / RedirectingID = /<br>RedirectionID = |
|                                                                                                                                            | A receives CallStateChangeEvent (disconnected)                      | LineA: LINE_CALLSTATE<br>(LINECALLSTATE_Disconnected)<br><br>EVENT = LINE_CALLSTATE = 2<br>m_lpfEventProc = 0xXXX<br>m_htLine = 0x000XXXX<br>htCall = 0x000XXX                                                                                |

| Action | CTI messages                                          | TAPI messages                                                                                                                                                                                                                                                                                                                                                                                                                                                                                                                                                                                                                                                                                                                                                  |
|--------|-------------------------------------------------------|----------------------------------------------------------------------------------------------------------------------------------------------------------------------------------------------------------------------------------------------------------------------------------------------------------------------------------------------------------------------------------------------------------------------------------------------------------------------------------------------------------------------------------------------------------------------------------------------------------------------------------------------------------------------------------------------------------------------------------------------------------------|
|        | Provide TSPI_linegetcallinfo on the Disconnected call | dwParam1 =<br>0x0004000(LINECALLSTATE_DISCONNECTED)<br><br>dwParam2 =<br>0x0020000(LINEDISCONNECTMODE_SAFCCD)<br><br>dwParam3 = 0x00000004<br><br>LINECALLINFO.dwCallID =<br>0x00400BCF<br>LINECALLINFO.dwOrigin = 0x00000001<br>LINECALLINFO.dwReason =<br>0x00000001<br>LINECALLINFO.dwCallerID = 1900<br>LINECALLINFO.dwCallerIDName =<br>LINECALLINFO.dwCalledID = 10XX:<br>LINECALLINFO.dwCalledIDName =<br>CCD Pattern<br>LINECALLINFO.dwConnectedID =<br>LINECALLINFO.dwConnectedIDName<br>=<br>LINECALLINFO.dwRedirectionID =<br>1000:<br>LINECALLINFO.dwRedirectionIDName<br>= CCD Pattern<br>LINECALLINFO.dwRedirectingID =<br>1000:<br>LINECALLINFO.dwRedirectingIDName<br>= CCD Pattern<br><br>ExtendCallReason =<br>CtiReasonSAF_CCD_PSTNFailover |

## Basic Call Initiated From TAPI From Phone A(1900) and B(1901) on Cluster 1 B Redirects to Phone C(1000) on Cluster2 with PSTN Failover Rule Set

### Configuration

SCCP phone A and B are registered to cluster A.

Phones A and B are associated with the end-user cluster1.

SCCP phone C(1000) registered to cluster B.

Phones C are associated with the end-user cluster2.

CUCM learns a pattern 10XX, plus PSTN failover rule as 0:1408972 from SAF network.

## Procedure

Application monitors A and B.

Application sends a lineMakeCall at A to call B

**Table 52: Basic Call Initiated From TAPI From Phone A(1900) and B(1901) on Cluster 1, B Redirects to Phone C(1000) on Cluster2 with PSTN Failover Rule Set**

| Action    | CTI messages                                                                                                                                                                                     | TAPI messages                                                                                                                                                                                                                                                                                                                                              |
|-----------|--------------------------------------------------------------------------------------------------------------------------------------------------------------------------------------------------|------------------------------------------------------------------------------------------------------------------------------------------------------------------------------------------------------------------------------------------------------------------------------------------------------------------------------------------------------------|
| A dials B | <p>A receives NewCallEvent and CallStateChangeEvent (Dialtone/Dialing/Proceeding /ringback/connected).</p> <p>B receives NewCallEvent and CallStateChangeEvent (offering/ringing/connected).</p> | <p>A:</p> <p>LINE_APPNEWCALL,<br/>LINE_CALLSTATE<br/>(LINECALLSTATE_DIALTONE/<br/>LINECALLSTATE_DIALING,<br/>LINECALLSTATE_CONNECTED,)</p> <p>CallerID = A / CalledID = B</p> <p>B:</p> <p>LINE_APPNEWCALL,<br/>LINE_CALLSTATE<br/>(LINECALLSTATE_OFFERING/<br/>LINECALLSTATE_RINGING,<br/>LINECALLSTATE_CONNECTED)</p> <p>CallerID = A / CalledID = B</p> |

| Action                                                                                                                                                                                                                                                                                                                                                                                                                                                                                                                | CTI messages | TAPI messages                                                                                                                                                                                                                                                                                                                       |
|-----------------------------------------------------------------------------------------------------------------------------------------------------------------------------------------------------------------------------------------------------------------------------------------------------------------------------------------------------------------------------------------------------------------------------------------------------------------------------------------------------------------------|--------------|-------------------------------------------------------------------------------------------------------------------------------------------------------------------------------------------------------------------------------------------------------------------------------------------------------------------------------------|
| <p>B setupconference, consult call to C(1000), this call first will be intercepted by CCD Requesting Feature, and CCD Requesting feature will extend this call to SIP trunk</p> <p>SIP trunk rejects this call due to no more bandwidth available</p> <p>CCD Requesting feature will start PSTN failover by directing this caller to 1000's PSTN failover number, i.e. 14089721000. Call is sent out to a PSTN GW</p> <p>TSPI_linegetcallinfo on the consult call between B and C.</p> <p>B completes conference.</p> |              | <p>B:</p> <p>LINE_APPNEWCALL,<br/>LINE_CALLSTATE<br/>(LINECALLSTATE_DIALTONE/<br/>LINECALLSTATE_DIALING)</p> <p>B: receives CPIC event</p> <p>LineB: LINE_CALLSTATE<br/>(LINECALLSTATE_RINGBACK /<br/>LINECALLSTATE_CONNECTED)</p> <p>ExtendCallReason =<br/>CtiReasonSAF_CCD_PSTNFailover</p> <p>A, B and C are in conference.</p> |

## Basic Call Initiated From TAPI From Phone A and B on Cluster 1 B Transfers to Phone C(1000) on Cluster 2 with PSTN Failover Rule

### Configuration

SCCP phone A and B are registered to cluster A.

Phones A(1900) and B(1901) are associated with the end-user cluster1.

SCCP phone C(1000) registered to cluster B.

Phones C are associated with the end-user cluster2.

CUCM learns a pattern 10XX, plus PSTN failover rule as 0:1408972 from SAF network.

## Procedure

Application monitors A and B.

Application sends a lineMakeCall at A to call B.

**Table 53: Basic Call Initiated From TAPI From Phone A and B on Cluster 1, B Transfers to Phone C(1000) on Cluster 2 with PSTN Failover Rule**

| Action                | CTI messages                                                                                                                                                                                    | TAPI messages                                                                                                                                                                                                                                                                        |
|-----------------------|-------------------------------------------------------------------------------------------------------------------------------------------------------------------------------------------------|--------------------------------------------------------------------------------------------------------------------------------------------------------------------------------------------------------------------------------------------------------------------------------------|
| A(1900) dials B(1901) | <p>A receives NewCallEvent and CallStateChangeEvent (Dialtone/Dialing/Proceeding /ringback/connected).</p> <p>B receives NewCallEvent and CallStateChangeEvent (offering/ringing/connected)</p> | <p>A:</p> <p>LINE_APPNEWCALL,<br/>LINE_CALLSTATE<br/>(LINECALLSTATE_DIALTONE/<br/>LINECALLSTATE_DIALING,<br/>LINECALLSTATE_CONNECTED,)</p> <p>B:</p> <p>LINE_APPNEWCALL,<br/>LINE_CALLSTATE<br/>(LINECALLSTATE_OFFERING/<br/>LINECALLSTATE_RINGING,<br/>LINECALLSTATE_CONNECTED)</p> |

| Action                                                                                                                                                                                                                                                                                                                                                                                                                                                                                                    | CTI messages | TAPI messages |
|-----------------------------------------------------------------------------------------------------------------------------------------------------------------------------------------------------------------------------------------------------------------------------------------------------------------------------------------------------------------------------------------------------------------------------------------------------------------------------------------------------------|--------------|---------------|
| <p>B(1901) setups transfer to C(1000)</p> <p>This call first will be intercepted by CCD Requesting Feature, and CCD Requesting feature will extend this call to SIP trunk</p> <p>SIP trunk rejects this call due to no more bandwidth available</p> <p>CCD Requesting feature will start PSTN failover by directing this caller to 1000's PSTN failover number, i.e. 14089721000. Call is sent out to a PSTN GW.</p> <p>TSPI_linegetcallinfo on Consult call on B with C.</p> <p>B completes transfer</p> |              |               |

| Action | CTI messages | TAPI messages                                                                                                                                                                                                                                                                                                                                                                                                                                                                                                                                                                                                                                                                                                                                                                                                                                                                                                                                                                                |
|--------|--------------|----------------------------------------------------------------------------------------------------------------------------------------------------------------------------------------------------------------------------------------------------------------------------------------------------------------------------------------------------------------------------------------------------------------------------------------------------------------------------------------------------------------------------------------------------------------------------------------------------------------------------------------------------------------------------------------------------------------------------------------------------------------------------------------------------------------------------------------------------------------------------------------------------------------------------------------------------------------------------------------------|
|        |              | <p>B:</p> <p>LINE_APPNEWCALL,<br/>LINE_CALLSTATE<br/>(LINECALLSTATE_DIALTONE/<br/>LINECALLSTATE_DIALING)</p> <p>B:</p> <p>LINE_APPNEWCALL,<br/>LINE_CALLSTATE<br/>(LINECALLSTATE_DIALTONE/<br/>LINECALLSTATE_DIALING)</p> <p>LINECALLINFO.dwCallID =<br/>0x00400BBA</p> <p>LINECALLINFO.dwOrigin = 0x00000001</p> <p>LINECALLINFO.dwReason =<br/>0x00000001</p> <p>LINECALLINFO.dwCallerID = 1901(B)</p> <p>LINECALLINFO.dwCallerIDName =</p> <p>LINECALLINFO.dwCalledID = 1000:</p> <p>LINECALLINFO.dwCalledIDName =<br/>CCD Pattern</p> <p>LINECALLINFO.dwConnectedID =<br/>1000(C)</p> <p>LINECALLINFO.dwConnectedIDName<br/>=</p> <p>LINECALLINFO.dwRedirectionID = 1000</p> <p>LINECALLINFO.dwRedirectionIDName<br/>=</p> <p>LINECALLINFO.dwRedirectingID = 1000</p> <p>LINECALLINFO.dwRedirectingIDName<br/>= CCD Pattern</p> <p>Extendedcallreason =<br/>CtiReasonSAF_CCD_PSTNFailover</p> <p>B:</p> <p>LINE_CALLSTATE<br/>(LINECALLSTATE_DISCONNECTED)</p> <p>ExtendCallReason =</p> |

| Action | CTI messages | TAPI messages            |
|--------|--------------|--------------------------|
|        |              | CtiReasonTransferredCall |

## Call Initiated From TAPI From Phone A and B on Cluster 1 B Sets Up Conference to Phone C(1000) on Cluster 2 with PSTN Failover Rule

### Configuration

SCCP phone A and B are registered to cluster A

Phones A(1900) and B(1901) are associated with the end-user cluster1

SCCP phone C(1000) registered to cluster B

Phones C are associated with the end-user cluster2

CUCM learns a pattern 10XX, plus PSTN failover rule as 0:1408972 from SAF network

### Procedure

Application monitors A and B

Application sends a lineMakeCall at A to call B

**Table 54: Call Initiated From TAPI From Phone A and B on Cluster 1, B Sets Up Conference to Phone C(1000) on Cluster 2 with PSTN Failover Rule**

| Action    | CTI messages                                                                                                                                                                                  | TAPI messages                                                                                                                                                                                                                                                                                                                                              |
|-----------|-----------------------------------------------------------------------------------------------------------------------------------------------------------------------------------------------|------------------------------------------------------------------------------------------------------------------------------------------------------------------------------------------------------------------------------------------------------------------------------------------------------------------------------------------------------------|
| A dials B | <p>A receives NewCallEvent and CallStateChangeEvent (Dialtone/Dialing/Proceeding/ringback/connected)</p> <p>B receives NewCallEvent and CallStateChangeEvent (offering/ringing/connected)</p> | <p>A:</p> <p>LINE_APPNEWCALL,<br/>LINE_CALLSTATE<br/>(LINECALLSTATE_DIALTONE/<br/>LINECALLSTATE_DIALING,<br/>LINECALLSTATE_CONNECTED,)</p> <p>CallerID = A / CalledID = B</p> <p>B:</p> <p>LINE_APPNEWCALL,<br/>LINE_CALLSTATE<br/>(LINECALLSTATE_OFFERING/<br/>LINECALLSTATE_RINGING,<br/>LINECALLSTATE_CONNECTED)</p> <p>CallerID = A / CalledID = B</p> |

| Action                                                                                                                                                                                                                                                                                                                                                                                                                                                                                    | CTI messages                                                                                                                                                                                                                                                                                                                       | TAPI messages |
|-------------------------------------------------------------------------------------------------------------------------------------------------------------------------------------------------------------------------------------------------------------------------------------------------------------------------------------------------------------------------------------------------------------------------------------------------------------------------------------------|------------------------------------------------------------------------------------------------------------------------------------------------------------------------------------------------------------------------------------------------------------------------------------------------------------------------------------|---------------|
| <p>B setupconference, consult call to C(1000), this call first will be intercepted by CCD Requesting Feature, and CCD Requesting feature will extend this call to SIP trunk</p> <p>SIP trunk rejects this call due to no more bandwidth available</p> <p>CCD Requesting feature will start PSTN failover by directing this caller to 1000's PSTN failover number, that is, 14089721000. Call is sent out to a PSTN GW</p> <p>TSPI_linegetcallinfo on the consult call between B and C</p> | <p>B:</p> <p>LINE_APPNEWCALL,<br/>LINE_CALLSTATE<br/>(LINECALLSTATE_DIALTONE/<br/>LINECALLSTATE_DIALING)</p> <p>B: receives CPIC event</p> <p>LineB: LINE_CALLSTATE<br/>(LINECALLSTATE_RINGBACK /<br/>LINECALLSTATE_CONNECTED)</p> <p>ExtendCallReason =<br/>CtiReasonSAF_CCD_PSTNFailover</p> <p>A, B and C are in conference</p> |               |
| B completes conference                                                                                                                                                                                                                                                                                                                                                                                                                                                                    |                                                                                                                                                                                                                                                                                                                                    |               |

## Basic Call Initiated From TAPI From Phone A on Cluster 1 to Phone B on Cluster 2 Over SAF Trunk

### Configuration

SCCP phone A(1900) are registered to cluster A

Phones A are associated with the end-user cluster1

SCCP phone B(1000) registered to cluster B

Phones B are associated with the end-user cluster2

CUCM learns a pattern 10XX, no PSTN failover rule as SAF network has unlimited Bandwidth, TAPI is observing A

**Procedure**

Application monitors A

Application sends a lineMakeCall at A to call B

**Table 55: Basic Call Initiated From TAPI From Phone A on Cluster 1 to Phone B on Cluster 2 Over SAF Trunk**

| Action       | CTI messages                                                        | TAPI messages                                                                                                                                                                                                      |
|--------------|---------------------------------------------------------------------|--------------------------------------------------------------------------------------------------------------------------------------------------------------------------------------------------------------------|
| A dials 1000 | A receives NewCallEvent and CallStateChangeEvent (Dialtone/Dialing) | A:<br>LINE_APPNEWCALL,<br>LINE_CALLSTATE<br>(LINECALLSTATE_DIALTONE/<br>LINECALLSTATE_DIALING)<br><br>CallerID = A / CalledID = ""                                                                                 |
|              | A receives CallStateChangeEvent (PROCEEDING)                        | LineA: LINE_CALLSTATE<br>(LINECALLSTATE_PROCEEDING)/<br>LINE_CALLINFO<br><br>CallReason =<br>LINECALLREASON_DIRECT<br><br>CallerID = A / CalledID = 1000 /<br>ConnectedID = / RedirectingID = /<br>RedirectionID = |

| Action | CTI messages                                         | TAPI messages                                                                                                                                                                                                                                                                                                                                                                                                                                                                                                                                                                                                                                                                                                                                                                                                                                                                               |
|--------|------------------------------------------------------|---------------------------------------------------------------------------------------------------------------------------------------------------------------------------------------------------------------------------------------------------------------------------------------------------------------------------------------------------------------------------------------------------------------------------------------------------------------------------------------------------------------------------------------------------------------------------------------------------------------------------------------------------------------------------------------------------------------------------------------------------------------------------------------------------------------------------------------------------------------------------------------------|
|        | A receives CallStateChangeEvent (Ringback/connected) | <p>A:CPIC event received on party A</p> <p>LineA: LINE_CALLSTATE (LINECALLSTATE_RINGBACK / LINECALLSTATE_CONNECTED)</p> <p>CallReason =<br/>LINECALLREASON_DIRECT</p> <p>CallerID = A / CalledID = 1000 /<br/>ConnectedID = 1000 / RedirectingID =<br/>1000 / RedirectionID = 1000</p> <p>LINECALLINFO.dwCallID =<br/>0x00400FB1</p> <p>LINECALLINFO.dwOrigin = 0x00000001</p> <p>LINECALLINFO.dwReason =<br/>0x00000001</p> <p>LINECALLINFO.dwCallerID = 1900</p> <p>LINECALLINFO.dwCallerIDName =</p> <p>LINECALLINFO.dwCalledID = 1000:</p> <p>LINECALLINFO.dwCalledIDName =<br/>CCD Pattern</p> <p>LINECALLINFO.dwConnectedID = 1000</p> <p>LINECALLINFO.dwConnectedIDName<br/>=</p> <p>LINECALLINFO.dwRedirectionID = 1000</p> <p>LINECALLINFO.dwRedirectionIDName<br/>=</p> <p>LINECALLINFO.dwRedirectingID =<br/>1000:</p> <p>LINECALLINFO.dwRedirectingIDName<br/>= CCD Pattern</p> |

## Basic Call Initiated From TAPI From Phone A and B on Cluster 1 B Redirects to Phone C(1000) on Cluster 2 Over SAF Trunk

### Configuration

SCCP phone A and B are registered to cluster A

Phones A and B are associated with the end-user cluster1  
SCCP phone C(1000) registered to cluster B  
Phones C are associated with the end-user cluster2  
CUCM learns a pattern 10XX, from SAF network as unlimited Bandwidth

Procedure

Application monitors A and B  
Application sends a lineMakeCall at A to call B

Table 56: Basic Call Initiated From TAPI From Phone A and B on Cluster 1, B Redirects to Phone C(1000) on Cluster 2 Over SAF Trunk

| Action    | CTI messages                                                                                                                                                                             | TAPI messages                                                                                                                                                                                                                                                 |
|-----------|------------------------------------------------------------------------------------------------------------------------------------------------------------------------------------------|---------------------------------------------------------------------------------------------------------------------------------------------------------------------------------------------------------------------------------------------------------------|
| A dials B | A receives NewCallEvent and CallStateChangeEvent (Dialtone/Dialing/Proceeding /ringback/connected)<br><br>B receives NewCallEvent and CallStateChangeEvent (offering/ringing/ connected) | A:<br>LINE_APPNEWCALL,<br>LINE_CALLSTATE<br>(LINECALLSTATE_DIALTONE/<br>LINECALLSTATE_DIALING,<br>LINECALLSTATE_CONNECTED,)<br><br>B:<br>LINE_APPNEWCALL,<br>LINE_CALLSTATE<br>(LINECALLSTATE_OFFERING/<br>LINECALLSTATE_RINGING,<br>LINECALLSTATE_CONNECTED) |

| Action                                  | CTI messages                                | TAPI messages                                                                                                                                                                                                                                                                                                                                                                                                                                                                                                                                                                                                                                                                                                                                                                                                                                                                                                                                                            |
|-----------------------------------------|---------------------------------------------|--------------------------------------------------------------------------------------------------------------------------------------------------------------------------------------------------------------------------------------------------------------------------------------------------------------------------------------------------------------------------------------------------------------------------------------------------------------------------------------------------------------------------------------------------------------------------------------------------------------------------------------------------------------------------------------------------------------------------------------------------------------------------------------------------------------------------------------------------------------------------------------------------------------------------------------------------------------------------|
| B redirects call to 1000 over ICT trunk | A receives CallStateChangeEvent (Connected) | <p>B:</p> <p>LINE_APPNEWCALL,<br/>LINE_CALLSTATE<br/>(LINECALLSTATE_DISCONNECTED)</p> <p>ExtendCallReason = CtiReasonRedirect</p> <p>A:CPIC event received on A</p> <p>LineA: LINE_CALLSTATE<br/>(LINECALLSTATE_RINGBACK)</p> <p>LineA: LINE_CALLSTATE<br/>(LINECALLSTATE_CONNECTED)/<br/>LINE_CALLINFO</p> <p>CallReason =<br/>LINECALLREASON_DIRECT</p> <p>LINECALLINFO.dwCallID =<br/>0x00400FB2</p> <p>LINECALLINFO.dwOrigin = 0x00000001</p> <p>LINECALLINFO.dwReason =<br/>0x00000001</p> <p>LINECALLINFO.dwCallerID = 1900</p> <p>LINECALLINFO.dwCallerIDName =</p> <p>LINECALLINFO.dwCalledID = 1901</p> <p>LINECALLINFO.dwCalledIDName =</p> <p>LINECALLINFO.dwConnectedID = 1000</p> <p>LINECALLINFO.dwConnectedIDName<br/>=</p> <p>LINECALLINFO.dwRedirectionID = 1000</p> <p>LINECALLINFO.dwRedirectionIDName<br/>=</p> <p>LINECALLINFO.dwRedirectingID = 1901</p> <p>LINECALLINFO.dwRedirectingIDName<br/>=</p> <p>ExtendCallReason = CtiReasonRedirect</p> |
| TSPI_linegetcallinfo on A               |                                             |                                                                                                                                                                                                                                                                                                                                                                                                                                                                                                                                                                                                                                                                                                                                                                                                                                                                                                                                                                          |

Basic Call Initiated From TAPI From Phone A and B on Cluster 1 B Transfers to Phone C(1000) on Cluster 2 Over SAF Trunk

Configuration

- SCCP phone A and B are registered to cluster A
- Phones A and B are associated with the end-user cluster1
- SCCP phone C(1000) registered to cluster B
- Phones C are associated with the end-user cluster2
- CUCM learns a pattern 10XX, plus PSTN failover rule as 0:1408972 from SAF network, SAF network has unlimited bandwidth.

Procedure

- Application monitors A and B
- Application sends a lineMakeCall at A to call B

Table 57: Basic Call Initiated From TAPI From Phone A and B on Cluster 1, B Transfers to Phone C(1000) on Cluster 2 Over SAF Trunk

| Action    | CTI messages                                                                                                                                                                                            | TAPI messages                                                                                                                                                                                                                                                                          |
|-----------|---------------------------------------------------------------------------------------------------------------------------------------------------------------------------------------------------------|----------------------------------------------------------------------------------------------------------------------------------------------------------------------------------------------------------------------------------------------------------------------------------------|
| A calls B | <div>A receives NewCallEvent and CallStateChangeEvent (Dialtone/Dialing/Proceeding /ringback/connected)</div> <div>B receives NewCallEvent and CallStateChangeEvent (offering/ringing/ connected)</div> | <div>A:<br/>LINE_APPNEWCALL,<br/>LINE_CALLSTATE<br/>(LINECALLSTATE_DIALTONE/<br/>LINECALLSTATE_DIALING,<br/>LINECALLSTATE_CONNECTED,)</div> <div>B:<br/>LINE_APPNEWCALL,<br/>LINE_CALLSTATE<br/>(LINECALLSTATE_OFFERING/<br/>LINECALLSTATE_RINGING,<br/>LINECALLSTATE_CONNECTED)</div> |

| Action                                                   | CTI messages           | TAPI messages                                                                                                     |
|----------------------------------------------------------|------------------------|-------------------------------------------------------------------------------------------------------------------|
| B setup transfers to C(1000), through the ICT(SAF) trunk |                        | B:<br>LINE_APPNEWCALL,<br>LINE_CALLSTATE<br>(LINECALLSTATE_DIALTONE/<br>LINECALLSTATE_DIALING/Proceeding)         |
|                                                          | B: receives CPIC event | LineB: LINE_CALLSTATE<br>(LINECALLSTATE_RINGBACK /<br>LINECALLSTATE_CONNECTED)                                    |
| Complete transfer on B                                   |                        | CallReason =<br>LINECALLREASON_DIRECT<br>B:<br>LINE_APPNEWCALL,<br>LINE_CALLSTATE<br>(LINECALLSTATE_DISCONNECTED) |
| TSPI_linegetcallinfo on disconnected call on B           |                        | ExtendCallReason =<br>CtiReasonTransferredCall                                                                    |

| Action                    | CTI messages                                | TAPI messages                                                                                                                                                                                                                                                                                                                                                                                                                                                                                                                                                                                                                                        |
|---------------------------|---------------------------------------------|------------------------------------------------------------------------------------------------------------------------------------------------------------------------------------------------------------------------------------------------------------------------------------------------------------------------------------------------------------------------------------------------------------------------------------------------------------------------------------------------------------------------------------------------------------------------------------------------------------------------------------------------------|
| TSPI_linegetcallinfo on A | A receives CallStateChangeEvent (Connected) | A:<br>LineA: LINE_CALLSTATE (LINECALLSTATE_CONNECTED)/ LINE_CALLINFO<br>CallReason = LINECALLREASON_DIRECT<br>LINECALLINFO.dwCallID = 0x00400FB4<br>LINECALLINFO.dwOrigin = 0x00000001<br>LINECALLINFO.dwReason = 0x00000001<br>LINECALLINFO.dwCallerID = 1000<br>LINECALLINFO.dwCallerIDName =<br>LINECALLINFO.dwCalledID = 1901<br>LINECALLINFO.dwCalledIDName =<br>LINECALLINFO.dwConnectedID = 1000<br>LINECALLINFO.dwConnectedIDName =<br>LINECALLINFO.dwRedirectionID = 1900<br>LINECALLINFO.dwRedirectionIDName =<br>LINECALLINFO.dwRedirectingID = 1901<br>LINECALLINFO.dwRedirectingIDName =<br>ExtendCallReason = CtiReasonTransferredCall |

## CallFwdAll Notification

This section describes the CallFwdAll Notification usecases.

### Application Pressed CFwdAll on TAPI Monitored Device

Application opens the line with new ExtVersion 0x000A0000. User presses CFwdAll softkey on A when device is in on-hook condition.

| Action                                                         | CTI events                  | Expected results                                                        |
|----------------------------------------------------------------|-----------------------------|-------------------------------------------------------------------------|
| LineInitialize<br>LineOpen on A with new ExtVersion 0x000A0000 |                             |                                                                         |
| User presses CFwdAll softkey                                   | NewCallEvent received for A |                                                                         |
| LineGetCallInfo on A                                           |                             | LINECALLINFO::DEVSPECIFIC would contain CallAttributeBitMask 0x00000040 |

## TAPI Monitored Device Goes Off Hook

Application opens the line with new ExtVersion 0x000A0000. Device goes off hook.

| Action                                                         | CTI events                  | Expected results                                                          |
|----------------------------------------------------------------|-----------------------------|---------------------------------------------------------------------------|
| LineInitialize<br>LineOpen on A with new ExtVersion 0x000A0000 |                             |                                                                           |
| A goes off-hook                                                | NewCallEvent received for A |                                                                           |
| LineGetCallInfo on A                                           |                             | LINECALLINFO::DEVSPECIFIC would contain CallAttributeBitMask : 0x00000000 |

## Application Monitors Off Hook Device

Device goes off hook. Application does a LineInitialize and opens line A with new ExtVersion 0x000A0000

| Action                                                         | CTI events                      | Expected results                                          |
|----------------------------------------------------------------|---------------------------------|-----------------------------------------------------------|
| Device goes offhook                                            |                                 |                                                           |
| LineInitialize<br>LineOpen on A with new ExtVersion 0x000A0000 | ExistingCallEvent received at A |                                                           |
| LineGetCallInfo on A                                           |                                 | LINECALLINFO::DEVSPECIFIC would contain CallType 00000000 |

## Application Monitors Device After User Presses CFwdAll

User presses CFwdAll softkey on the device. Application does a LineInitialize and opens line A with new ExtVersion 0x000A0000.

| Action                                                         | CTI events                       | Expected results                                                                |
|----------------------------------------------------------------|----------------------------------|---------------------------------------------------------------------------------|
| User presses CFwdAll softkey on the device                     |                                  |                                                                                 |
| LineInitialize<br>LineOpen on A with new ExtVersion 0x000A0000 | ExistingCallEvent received for A |                                                                                 |
| LineGetCallInfo on A                                           |                                  | LINECALLINFO::DEVSPECIFIC would contain<br>CallAttributeBitMask :<br>0x00000040 |

## User Presses CFwdAll Softkey After Device Is Off Hook

TAPI application does a LineInitialize and opens line A with new ExtVersion 0x000A0000. Device goes off hook and user presses CFwdAll softkey.

| Action                                                         | CTI events                       | Expected results                                                             |
|----------------------------------------------------------------|----------------------------------|------------------------------------------------------------------------------|
| LineInitialize<br>LineOpen on A with new ExtVersion 0x000A0000 | ExistingCallEvent received for A |                                                                              |
| A goes off-hook<br>User presses CFwdAll softkey                | NewCallEvent received for A      | LINECALLINFO::DEVSPECIFIC would contain CallAttributeBitMask :<br>0x00000040 |
| LineGetCallInfo on A                                           |                                  | LINECALLINFO::DEVSPECIFIC would contain CallAttributeBitMask :<br>0x00000000 |

## User Presses CFwdAll Softkey on a Multiline Device

TAPI application does LineInitialize and opens all lines-A1 and A2 for the device with new ExtVersion 0x000A0000. User presses the CFwdAll softkey.

| Action                                                                                | CTI events                   | Expected results                                                             |
|---------------------------------------------------------------------------------------|------------------------------|------------------------------------------------------------------------------|
| LineInitialize<br>LineOpen on A1,<br>LineOpen on A2 with new ExtVersion<br>0x000A0000 |                              |                                                                              |
| User presses CFwdAll softkey                                                          | NewCallEvent received for A1 |                                                                              |
| LineGetCallInfo on A1                                                                 |                              | LINECALLINFO::DEVSPECIFIC would contain CallAttributeBitMask :<br>0x00000040 |

### User Presses CFwdAll on a Multiline Device by Selecting a Line

TAPI application does a LineInitialize and opens all lines-A1 and A2 for the device with new ExtVersion 0x000A0000. User selects line A2 and presses CFwdAll softkey.

| Action                                                                                | CTI events                   | Expected results                                                             |
|---------------------------------------------------------------------------------------|------------------------------|------------------------------------------------------------------------------|
| LineInitialize<br>LineOpen on A1,<br>LineOpen on A2 with new ExtVersion<br>0x000A0000 |                              |                                                                              |
| User selects line A2 and presses CFwdAll softkey                                      | NewCallEvent received for A1 |                                                                              |
| LineGetCallInfo on A2                                                                 |                              | LINECALLINFO::DEVSPECIFIC would contain CallAttributeBitMask :<br>0x00000000 |

### Shared Line Scenario on Pressing CFwdAll Softkey

TAPI application does a LineInitialize and opens a shared line A with new ExtVersion 0x000A0000 on devices P and Q. User presses CFwdAll softkey on device P.

| Action                                                                              | CTI events | Expected results |
|-------------------------------------------------------------------------------------|------------|------------------|
| LineInitialize<br>LineOpen on A<br>LineOpen on A' with new ExtVersion<br>0x000A0000 |            |                  |

| Action                                      | CTI events                                                             | Expected results                                                          |
|---------------------------------------------|------------------------------------------------------------------------|---------------------------------------------------------------------------|
| On device P, user presses 'CFwdAll' softkey | NewCallEvent received at A<br>NewCallEvent received at A' for RIU call |                                                                           |
| LineGetCallInfo on A                        |                                                                        | LINECALLINFO::DEVSPECIFIC would contain CallAttributeBitMask : 0x00000040 |
| LineGetCallInfo on A                        |                                                                        | LINECALLINFO::DEVSPECIFIC would contain CallAttributeBitMask : 0x00000000 |

## Cancellation of CFwdAll

TAPI application does a LineInitialize and open line A with new ExtVersion 0x000A0000. User sets CFwdAll for line A by pressing CFwdAll softkey followed by CallFwdAll destination number.

Later, user presses 'CFwdAll' softkey again to cancel CFwdAll setting.

| Action                                                         | CTI events                  | Expected results                                                          |
|----------------------------------------------------------------|-----------------------------|---------------------------------------------------------------------------|
| LineInitialize<br>LineOpen on A with new ExtVersion 0x000A0000 |                             |                                                                           |
| User presses CFwdAll and enters FwdAll destination             | NewCallEvent received for A |                                                                           |
| LineGetCallInfo on A                                           |                             | LINECALLINFO::DEVSPECIFIC would contain CallAttributeBitMask : 0x00000040 |
| User again presses 'CFwdAll' softkey                           | NewCallEvent received for A |                                                                           |
| LineGetCallInfo on A                                           |                             | LINECALLINFO::DEVSPECIFIC would contain CallAttributeBitMask : 0x00000080 |

# Calling Party IP Address

## Basic Call

TAPI application monitors party B

Party A represents an IP phone

A calls B

IP Address of A is available to TAPI application that is monitoring party B

## Consultation Transfer

TAPI application monitors party C

Party B represents an IP phone

A talks to B

B initiates a consultation transfer call to C

IP Address of B is available to TAPI application that is monitoring party C.

B Completes the transfer

Calling IP address of A is not available to TAPI application that is monitoring party C (not a supported scenario).

## Consultation Conference

TAPI application monitors party C

Party B represents an IP phone

A talks to B

B initiates a consultation conference call to C

IP Address of B is available to TAPI application that is monitoring party C.

B Completes the conference

Calling IP address of A and B is not available to TAPI application that is monitoring party C (not a supported scenario)

## Redirect

TAPI application monitors party B and party C

Party A represents an IP phone

A calls B

IP Address of A is available to TAPI application that is monitoring party B

Party A redirects B to party C

Calling IP address is not available to TAPI application that is monitoring party B (not a supported scenario)

Calling IP address B is available to TAPI application that is monitoring party C

# Calling Party Normalization

## Incoming Call From PSTN to End Point

| Action                                                                                                         | CTI messages                                                                                                                                                                                                                                                                                                                                                                                                                                                       | TAPI messages              | TAPI structures                                                                                                                                                                                                                                                                                                                             |
|----------------------------------------------------------------------------------------------------------------|--------------------------------------------------------------------------------------------------------------------------------------------------------------------------------------------------------------------------------------------------------------------------------------------------------------------------------------------------------------------------------------------------------------------------------------------------------------------|----------------------------|---------------------------------------------------------------------------------------------------------------------------------------------------------------------------------------------------------------------------------------------------------------------------------------------------------------------------------------------|
| A Call gets offered from a PSTN number 5551212/<SUBSCRIBER> through a San Jose gateway to a CCM end point 2000 | CallStateChangedEvent, UnModified Calling Party = 5551212, UnModified Called Party = 2000, UnModified Original Called Party = 2000, Modified Calling Party = 5551212, Modified Called Party = 2000, Modified Original Called Party = 2000, Globalized Calling party = +14085551212, Calling Party Number Type = SUBSCRIBER, Called Party Number Type = UNKNOWN, Original Called Party Number Type, = UNKNOWN State = Connected, Origin = OutBound, Reason = Direct | LINE_CALLSTATE = CONNECTED | LINECALLINFO<br><br>Displayed Calling Party = 5551212, Displayed Called Party = 2000, Displayed Redirection Party = , Displayed Redirected Party = , Globalized Calling Party = +14085551212, Calling Party Number Type = SUBSCRIBER, Called Party Number Type = UNKNOWN, Redirection Party Number Type = , Redirecting Party Number Type = |

## Incoming Call From National PSTN to CTI-Observed End Point

| Action                                                                                                              | CTI messages                                                                                                                                                                                                                                                                                                                                                                                                                                                           | TAPI messages              | TAPI structures                                                                                                                                                                                                                                                                                                                              |
|---------------------------------------------------------------------------------------------------------------------|------------------------------------------------------------------------------------------------------------------------------------------------------------------------------------------------------------------------------------------------------------------------------------------------------------------------------------------------------------------------------------------------------------------------------------------------------------------------|----------------------------|----------------------------------------------------------------------------------------------------------------------------------------------------------------------------------------------------------------------------------------------------------------------------------------------------------------------------------------------|
| A Call gets offered from a Dallas PSTN number 5551212/<NATIONAL> through a San Jose gateway to a CCM end point 2000 | CallStateChangedEvent, UnModified Calling Party = 9725551212, UnModified Called Party = 2000, UnModified Original Called Party = 2000, Modified Calling Party = 9725551212, Modified Called Party = 2000, Modified Original Called Party = 2000, Globalized Calling party = +19725551212, Calling Party Number Type = NATIONAL, Called Party Number Type = UNKNOWN, Original Called Party Number Type, = UNKNOWN State = Connected, Origin = OutBound, Reason = Direct | LINE_CALLSTATE = CONNECTED | LINECALLINFO<br><br>Displayed Calling Party = 9725551212, Displayed Called Party = 2000, Displayed Redirection Party = , Displayed Redirected Party = , Globalized Calling Party = +19725551212, Calling Party Number Type = NATIONAL, Called Party Number Type = UNKNOWN, Redirection Party Number Type = , Redirecting Party Number Type = |

### Incoming Call From International PSTN to CTI-Observed End Point

| Action                                                                                                                      | CTI messages                                                                                                                                                                                                                                                                                                                                                                                                                                                                          | TAPI messages              | TAPI structures                                                                                                                                                                                                                                                                                                                                     |
|-----------------------------------------------------------------------------------------------------------------------------|---------------------------------------------------------------------------------------------------------------------------------------------------------------------------------------------------------------------------------------------------------------------------------------------------------------------------------------------------------------------------------------------------------------------------------------------------------------------------------------|----------------------------|-----------------------------------------------------------------------------------------------------------------------------------------------------------------------------------------------------------------------------------------------------------------------------------------------------------------------------------------------------|
| A Call gets offered from a PSTN number in India 22221111/<INTERNATIONAL> through a San Jose gateway to a CCM end point 2000 | CallStateChangedEvent, UnModified Calling Party = 011914422221111, UnModified Called Party = 2000, UnModified Original Called Party = 2000, Modified Calling Party = 011914422221111, Modified Called Party = 2000, Modified Original Called Party = 2000, Globalized Calling party = +914422221111, Calling Party Number Type = INTERNATIONAL, Called Party Number Type = UNKNOWN, Original Called Party Number Type = UNKNOWN State = Connected, Origin = OutBound, Reason = Direct | LINE_CALLSTATE = CONNECTED | LINECALLINFO<br>Displayed Calling Party = 011914422221111, Displayed Called Party = 2000, Displayed Redirection Party = , Displayed Redirected Party = , Globalized Calling Party = +914422221111, Calling Party Number Type = INTERNATIONAL, Called Party Number Type = UNKNOWN, Redirection Party Number Type = , Redirecting Party Number Type = |

### Outgoing Call From CTI-Observed End Point to PSTN Number

| Action                                                                                                         | CTI messages                                                                                                                                                                                                                                                                                                                                                                                                                                                               | TAPI messages              | TAPI structures                                                                                                                                                                                                                                                                                                                         |
|----------------------------------------------------------------------------------------------------------------|----------------------------------------------------------------------------------------------------------------------------------------------------------------------------------------------------------------------------------------------------------------------------------------------------------------------------------------------------------------------------------------------------------------------------------------------------------------------------|----------------------------|-----------------------------------------------------------------------------------------------------------------------------------------------------------------------------------------------------------------------------------------------------------------------------------------------------------------------------------------|
| A Call gets initiated from a CCM end point 2000 through a San Jose gateway to a PSTN number 5551212/<NATIONAL> | CallStateChangedEvent, UnModified Calling Party = 2000, UnModified Called Party = 5551212, UnModified Original Called Party = 5551212, Modified Calling Party = 2000, Modified Called Party = 5551212, Modified Original Called Party = 5551212, Globalized Calling party = +14085551212, Calling Party Number Type = UNKNOWN, Called Party Number Type = SUBSCRIBER, Original Called Party Number Type = SUBSCRIBER State = Connected, Origin = OutBound, Reason = Direct | LINE_CALLSTATE = CONNECTED | LINECALLINFO<br>Displayed Calling Party = 2000, Displayed Called Party = 5551212, Displayed Redirection Party = , Displayed Redirected Party = , Globalized Calling Party = +14085551212, Calling Party Number Type = UNKNOWN, Called Party Number Type = SUBSCRIBER, Redirection Party Number Type = , Redirecting Party Number Type = |

## Outgoing Call From CTI-Observed End Point to National PSTN Number

| Action                                                                                                                   | CTI messages                                                                                                                                                                                                                                                                                                                                                                                                                                                                        | TAPI messages              | TAPI structures                                                                                                                                                                                                                                                                                                                              |
|--------------------------------------------------------------------------------------------------------------------------|-------------------------------------------------------------------------------------------------------------------------------------------------------------------------------------------------------------------------------------------------------------------------------------------------------------------------------------------------------------------------------------------------------------------------------------------------------------------------------------|----------------------------|----------------------------------------------------------------------------------------------------------------------------------------------------------------------------------------------------------------------------------------------------------------------------------------------------------------------------------------------|
| A Call gets initiated from a CCM end point 2000 through a San Jose gateway to a Dallas PSTN number 9725551212/<NATIONAL> | CallStateChangedEvent, UnModified Calling Party = 2000, UnModified Called Party = 9725551212, UnModified Original Called Party = 9725551212, Modified Calling Party = 2000, Modified Called Party = 9725551212, Modified Original Called Party = 9725551212, Globalized Calling party = +19725551212, Calling Party Number Type = UNKNOWN, Called Party Number Type = NATIONAL, Original Called Party Number Type, = NATIONAL State = Connected, Origin = OutBound, Reason = Direct | LINE_CALLSTATE = CONNECTED | LINECALLINFO<br><br>Displayed Calling Party = 2000, Displayed Called Party = 9725551212, Displayed Redirection Party = , Displayed Redirected Party = , Globalized Calling Party = +19725551212, Calling Party Number Type = UNKNOWN, Called Party Number Type = NATIONAL, Redirection Party Number Type = , Redirecting Party Number Type = |

## Outgoing Call From CTI-Observed End Point to International PSTN Number

| Action                                                                                                                               | CTI messages                                                                                                                                                                                                                                                                                                                                                                                                                                                                                                                | TAPI messages              | TAPI structures                                                                                                                                                                                                                                                                                                                                         |
|--------------------------------------------------------------------------------------------------------------------------------------|-----------------------------------------------------------------------------------------------------------------------------------------------------------------------------------------------------------------------------------------------------------------------------------------------------------------------------------------------------------------------------------------------------------------------------------------------------------------------------------------------------------------------------|----------------------------|---------------------------------------------------------------------------------------------------------------------------------------------------------------------------------------------------------------------------------------------------------------------------------------------------------------------------------------------------------|
| A Call gets initiated from a CCM end point 2000 through a San Jose gateway to a PSTN number in India<br>914422221111/<INTERNATIONAL> | CallStateChangedEvent,<br>UnModified Calling Party = 2000, UnModified Called Party = 011914422221111,<br>UnModified Original Called Party = 011914422221111,<br>Modified Calling Party = 2000, Modified Called Party = 011914422221111, Modified Original Called Party = 011914422221111, Globalized Calling party = +914422221111, Calling Party Number Type = UNKNOWN, Called Party Number Type = INTERNATIONAL, Original Called Party Number Type, = INTERNATIONAL State = Connected, Origin = OutBound, Reason = Direct | LINE_CALLSTATE = CONNECTED | LINECALLINFO<br><br>Displayed Calling Party = 2000, Displayed Called Party = 011914422221111, Displayed Redirection Party = , Displayed Redirected Party = , Globalized Calling Party = +914422221111, Calling Party Number Type = UNKNOWN, Called Party Number Type = INTERNATIONAL, Redirection Party Number Type = , Redirecting Party Number Type = |

## Call Pickup

### Registering CallPickUpGroup for Notification

#### Configuration

Service parameter "Auto Call Pickup Enabled" is enabled.

Devices/Lines: 1000:P1,1001:P1,1002:P1,4000:P1 and 4001:P1

Pickup group P1:1111 is configured

P1:1000, P1:1001, P1:1002 are all in pickup group P1:1111

| Action                                           | Expected events                                                           |
|--------------------------------------------------|---------------------------------------------------------------------------|
| LineInitialize<br>OpenLines – 1000:P1            | Line Open Successful                                                      |
| LineGetDevCaps with Extension Version – 000A0000 | CallPickUp Group DN and Partition Information will be sent to application |

## Registering CallPickUpGroup for Notification

| Action                                                                                                                               | Expected events                                                                                                                                                     |
|--------------------------------------------------------------------------------------------------------------------------------------|---------------------------------------------------------------------------------------------------------------------------------------------------------------------|
| Application sends<br>CiscoLineDevSpecificRegisterCallPickupGroupForNotification<br>with DN and Partition info of PickupGroup P1:1111 | Line_Reply with success.<br>LINE_CREATE event will sent to Application for P1:1111                                                                                  |
| LineOpen for P1:1111                                                                                                                 | LineOpenSuccessful<br>LineInService Event as well                                                                                                                   |
| LineInfo                                                                                                                             | DN and Partition information will be pickup Group DN and partition.<br>LineName – “CtiCallPickupDevice”<br>LineType -LINEDEVCAPSDEVSPECIFIC_PICKUPDN<br>-0x00000004 |

## UnRegistering CallPickUpGroup for Notification

| Action                                                                                                                               | Expected events                                                                       |
|--------------------------------------------------------------------------------------------------------------------------------------|---------------------------------------------------------------------------------------|
| LineInitialize<br>OpenLines – 1000:P1                                                                                                | Line Open Successful                                                                  |
| LineGetDevCaps with Extension Version – 000A0000                                                                                     | CallPickUp Group DN and Partition Information will be sent to application             |
| Application sends<br>CiscoLineDevSpecificRegisterCallPickupGroupForNotification<br>with DN and Partition info of PickupGroup P1:1111 | Line_Reply with success.<br>LINE_CREATE event will sent to Application for P1:1111    |
| LineOpen for P1:1111                                                                                                                 | Line Open Successful                                                                  |
| Application sends<br>CiscoLineDevSpecificUnRegisterCallPickupGroupForNotification<br>on new line opened for PickupGroup P1:1111      | Line_Reply with success.<br>LINE_REMOVE event will be sent to Application for P1:1111 |

## Re-Registering CallPickUpGroup for Notification

| Action                                           | Expected events                                                           |
|--------------------------------------------------|---------------------------------------------------------------------------|
| LineInitialize<br>OpenLines – 1000:P1            | Line Open Successful                                                      |
| LineGetDevCaps with Extension Version – 000A0000 | CallPickUp Group DN and Partition Information will be sent to application |

| Action                                                                                                                                | Expected events                                                                    |
|---------------------------------------------------------------------------------------------------------------------------------------|------------------------------------------------------------------------------------|
| Application sends<br>CciscoLineDevSpecificRegisterCallPickupGroupForNotification<br>with DN and Partition info of PickupGroup P1:1111 | Line_Reply with success.<br>LINE_CREATE event will sent to Application for P1:1111 |
| LineOpen for P1:1111                                                                                                                  | Line Open Successful                                                               |
| Application sends<br>CciscoLineDevSpecificRegisterCallPickupGroupForNotification<br>with DN and Partition info of PickupGroup P1:1111 | Line_Reply with Error "LINEERR_OPERATIONUNAVAIL"                                   |
| Variant : Test the Same with UnRegister                                                                                               |                                                                                    |

### Registering/UnRegistering CallPickUpGroup for Notification with Invalid Information

| Action                                                                                                           | Expected events                                                           |
|------------------------------------------------------------------------------------------------------------------|---------------------------------------------------------------------------|
| LineIntialize<br>OpenLines – 1000:P1                                                                             | Line Open Successful                                                      |
| LineGetDevCaps with Extension Version – 000A0000                                                                 | CallPickUp Group DN and Partition Information will be sent to application |
| Application sends<br>CciscoLineDevSpecificRegisterCallPickupGroupForNotification<br>with InValid DN or Partition | Line_Reply with Error Code "LINEERR_OPERATIONFAILED"                      |
| Variant : Test the Same with UnRegister                                                                          |                                                                           |

### CallPickUp After Enabling Auto Call Pickup Enabled

| Action                                                                                                                                | Expected events                                                                    |
|---------------------------------------------------------------------------------------------------------------------------------------|------------------------------------------------------------------------------------|
| LineIntialize<br>OpenLines – 1000:P1                                                                                                  | Line Open Successful                                                               |
| LineGetDevCaps with Extension Version – 000A0000                                                                                      | CallPickUp Group DN and Partition Information will be sent to application          |
| Application sends<br>CciscoLineDevSpecificRegisterCallPickupGroupForNotification<br>with DN and Partition info of PickupGroup P1:1111 | Line_Reply with success.<br>LINE_CREATE event will sent to Application for P1:1111 |
| LineOpen for P1:1111                                                                                                                  | Line Open Successful                                                               |

| Action                                                                                                                                                                | Expected events                                                                                                                                                                                                                                                                                     |
|-----------------------------------------------------------------------------------------------------------------------------------------------------------------------|-----------------------------------------------------------------------------------------------------------------------------------------------------------------------------------------------------------------------------------------------------------------------------------------------------|
| P1:4000 calls P1:1002                                                                                                                                                 | LINE_APPNEWCALL<br>LINE_CALLSTATE with State =<br>LINECALLSTATE_UNKNOWN to Application on Line P1:1111                                                                                                                                                                                              |
| LineGetCallInfo on new call on P1:1111                                                                                                                                | LINE_CALLINFO<br>dwCallState : PickupCallState (0x10000000)<br>dwCallerId : 4000<br>dwCalledID : 1002<br>dwCallorigin : Outbound<br>dwCallReason : Direct<br>Check for all fields of Calling and Called Information                                                                                 |
| Application sends<br>CciscoLineDevSpecificPickUpCallFromPickupGroup with<br>CallPickup option on P1:1000                                                              | Events on P1:1000:<br>LINE_NEWCALL and<br>LINE_CALLSTATE with state =<br>LINECALLSTATE_CONNECTED<br>Call Info :<br>Caller = 4000, Called = 1002, Connected = 4000, dwReason =<br>Direct, dwOrigin = Internal.<br><b>Note</b> There is no notification at P1:1111 after the call has been<br>pickup. |
| Varaint : P1:4000 calls P1:1002 and P1:4001 calls P1:1002<br>Application sends<br>CciscoLineDevSpecificPickUpCallFromPickupGroup with<br>CallPickup option on P1:1000 | First incoming Call will be picked up<br>(i.e call from 4000 will be picked up by 1000)                                                                                                                                                                                                             |

## CallPickUp with Auto Call Pickup Enabled Disabled

| Action                                                                                                                                | Expected events                                                                    |
|---------------------------------------------------------------------------------------------------------------------------------------|------------------------------------------------------------------------------------|
| LineIntialize<br>OpenLines – 1000:P1                                                                                                  | Line Open Successful                                                               |
| LineGetDevCaps with Extension Version – 000A0000                                                                                      | CallPickUp Group DN and Partition Information will be sent to<br>application       |
| Application sends<br>CciscoLineDevSpecificRegisterCallPickupGroupForNotification<br>with DN and Partition info of PickUpGroup P1:1111 | Line_Reply with success.<br>LINE_CREATE event will sent to Application for P1:1111 |

| Action                                                                                                             | Expected events                                                                                                                                                                                                                                                                                                                                                                                                                                                                                                                                                    |
|--------------------------------------------------------------------------------------------------------------------|--------------------------------------------------------------------------------------------------------------------------------------------------------------------------------------------------------------------------------------------------------------------------------------------------------------------------------------------------------------------------------------------------------------------------------------------------------------------------------------------------------------------------------------------------------------------|
| LineOpen with new DeviceID                                                                                         | LineOpen Successful                                                                                                                                                                                                                                                                                                                                                                                                                                                                                                                                                |
| P1:4000 calls P1:1002                                                                                              | LINE_APPNEWCALL<br>LINE_CALLSTATE with State =<br>LINECALLSTATE_UNKNOWN to Application on Line P1:1111                                                                                                                                                                                                                                                                                                                                                                                                                                                             |
| LineGetCallInfo                                                                                                    | LINE_CALLINFO<br>dwCallState : PickupCallState (0x10000000)<br>dwCallerId : 4000<br>dwCalledID : 1002<br>dwCallorigin: Internal<br>dwCallReason : Direct<br>Check for all fields of Calling and Called Information                                                                                                                                                                                                                                                                                                                                                 |
| Application sends<br>CciscoLineDevSpecificPickUpCallFromPickupGroup with<br>CallPickup option on P1:1000           | Events on P1:1000:<br>Call 1:<br>LINE_NEWCALL and<br>LINE_CALLSTATE with state =<br>LINECALLSTATE_IDLE<br><b>Note</b> First call will go IDLE state after Proceeding<br>state.<br>Call2:<br>LINE_NEWCALL and<br>LINE_CALLSTATE with state =<br>LINECALLSTATE_OFFERING<br>Once the call is Answered<br>LINE_CALLSTATE with state =<br>LINECALLSTATE_CONNECTED<br>Call Info :<br>Caller = 4000, Called = 1002, Connected = 4000, dwReason =<br>PickUp, dwOrigin = Outbound<br><br><b>Note</b> There is no notification at P1:1111 after the call has been<br>pickup. |
| Varaint : Application sends<br>CciscoLineDevSpecificPickUpCallFromPickupGroup with<br>CallPickup option on P1:1002 | CallPickup Request will be successful and the newcall will be<br>created and the call will be in Offering state                                                                                                                                                                                                                                                                                                                                                                                                                                                    |

| Action                                                                                                                             | Expected events                                                                                                                                                                                                                                                                                                                                                                                                                          |
|------------------------------------------------------------------------------------------------------------------------------------|------------------------------------------------------------------------------------------------------------------------------------------------------------------------------------------------------------------------------------------------------------------------------------------------------------------------------------------------------------------------------------------------------------------------------------------|
| LineInitialize<br>OpenLines – 1000:P1                                                                                              | Line Open Successful                                                                                                                                                                                                                                                                                                                                                                                                                     |
| LineGetDevCaps with Extension Version – 000A0000                                                                                   | CallPickUp Group DN and Partition Information will be sent to application                                                                                                                                                                                                                                                                                                                                                                |
| Application sends<br>CciscoLineDevSpecificRegisterCallPickupGroupForNotification with DN and Partition info of PickupGroup P1:1111 | Line_Reply with success<br>LINE_CREATE event will sent to Application for P1:1111                                                                                                                                                                                                                                                                                                                                                        |
| LineOpen with new DeviceID                                                                                                         | LineOpen Successful                                                                                                                                                                                                                                                                                                                                                                                                                      |
| P1:4000 calls P1:1002                                                                                                              | Call1:<br>LINE_APPNEWCALL<br>LINE_CALLSTATE with State =<br>LINECALLSTATE_UNKNOWN to Application on Line P1:1111                                                                                                                                                                                                                                                                                                                         |
| P1:4001 calls P1:1001                                                                                                              | Call 2:<br>LINE_APPNEWCALL<br>LINE_CALLSTATE with State =<br>LINECALLSTATE_UNKNOWN to Application on Line P1:1111                                                                                                                                                                                                                                                                                                                        |
| LineGetCallInfo on Call<br><br><br><br><br><br><br><br><br><br>LineGetCallInfo on Call2                                            | LINE_CALLINFO<br>dwCallState : PickupCallState (0x10000000)<br>dwCallerId : 4000<br>dwCalledID : 1002<br>dwCallorigin: Internal<br>dwCallReason : Direct<br>Check for all fields of Calling and Called Information<br>LINE_CALLINFO<br>dwCallState : PickupCallState (0x10000000)<br>dwCallerId : 4001<br>dwCalledID : 1001<br>dwCallorigin: Internal<br>dwCallReason : Direct<br>Check for all fields of Calling and Called Information |

| Action                                                                                                   | Expected events                                                                                                                                                                                                                                                                                                                                     |
|----------------------------------------------------------------------------------------------------------|-----------------------------------------------------------------------------------------------------------------------------------------------------------------------------------------------------------------------------------------------------------------------------------------------------------------------------------------------------|
| Application sends<br>CciscoLineDevSpecificPickUpCallFromPickupGroup with<br>CallPickup option on P1:1000 | <p>Events on P1:1000:</p> <p>Call 3:</p> <p>LINE_NEWCALL and</p> <p>LINE_CALLSTATE with state =<br/>LINECALLSTATE_CONNECTED</p> <p>Call Info :</p> <p>Caller = 4000, Called = 1002, Connected = 4000, dwReason =<br/>Direct, dwOrigin = Internal</p> <p><b>Note</b>     There is no notification at P1:1111 after the call has been<br/>pickup.</p> |

## CallPickupGroup Changed for a Device on AdminPage

Pickup group P1:9999 is configured

| Action                                                                                                                                                               | Expected events                                                                               |
|----------------------------------------------------------------------------------------------------------------------------------------------------------------------|-----------------------------------------------------------------------------------------------|
| LineIntialize<br>OpenLines – 1000:P1                                                                                                                                 | Line Open Successful                                                                          |
| LineGetDevCaps with Extension Version – 000A0000 on 1000:P1                                                                                                          | CallPickUp Group DN and Partition Information will be sent to<br>application                  |
| Application sends<br>CciscoLineDevSpecificRegisterCallPickupGroupForNotification<br>with DN and Partition info of PickupGroup P1:1111                                | <p>Line_Reply with success.</p> <p>LINE_CREATE event will sent to Application for P1:1111</p> |
| Now from Admin page change the CallPickupGroup of 1000:P1<br>line to None or some other group P1:9999<br>LineGetDevCaps with Extension Version – 000A0000 on 1000:P1 | Changed CallPickUp Group DN and Partition Information will<br>be sent to application          |

## CallPickUpGroup Partition or DN Information Updated

| Action                                                      | Expected events                                                              |
|-------------------------------------------------------------|------------------------------------------------------------------------------|
| LineIntialize<br>OpenLines – 1000:P1                        | Line Open Successful                                                         |
| LineGetDevCaps with Extension Version – 000A0000 on 1000:P1 | CallPickUp Group DN and Partition Information will be sent to<br>application |

| Action                                                                                                                                | Expected events                                                                                                                                                                                                    |
|---------------------------------------------------------------------------------------------------------------------------------------|--------------------------------------------------------------------------------------------------------------------------------------------------------------------------------------------------------------------|
| Application sends<br>CciscoLineDevSpecificRegisterCallPickupGroupForNotification<br>with DN and Partition info of PickupGroup P1:1111 | Line_Reply with success.<br>LINE_CREATE event will sent to Application for P1:1111                                                                                                                                 |
| LineOpen with new DeviceID                                                                                                            | LineOpen Successful                                                                                                                                                                                                |
| P1:4000 calls P1:1002                                                                                                                 | LINE_APPNEWCALL<br>LINE_CALLSTATE with State =<br>LINECALLSTATE_UNKNOWN to Application on Line P1:1111                                                                                                             |
| LineGetCallInfo                                                                                                                       | LINE_CALLINFO<br>dwCallState : PickupCallState (0x10000000)<br>dwCallerId : 4000<br>dwCalledID : 1002<br>dwCallorigin: Internal<br>dwCallReason : Direct<br>Check for all fields of Calling and Called Information |
| Now From Admin Pages change the Partition or DN information<br>of the Pickup Group                                                    | LINE_REMOVE for the line P1:1111                                                                                                                                                                                   |
| LineGetDevCaps with Extension Version – 000A0000 on 1000:P1                                                                           | Changed CallPickUp Group DN and Partition Information will<br>be sent to application                                                                                                                               |

## CallPickUpGroup Is Deleted

| Action                                                                                                                                | Expected events                                                                    |
|---------------------------------------------------------------------------------------------------------------------------------------|------------------------------------------------------------------------------------|
| LineInitialize<br>OpenLines – 1000:P1                                                                                                 | Line Open Successful                                                               |
| Application sends<br>CciscoLineDevSpecificRegisterCallPickupGroupForNotification<br>with DN and Partition info of PickupGroup P1:1111 | Line_Reply with success.<br>LINE_CREATE event will sent to Application for P1:1111 |
| LineOpen with new DeviceID                                                                                                            | LineOpen Successful                                                                |
| Now From Admin Pages Pickup Group 1111:P1 is deleted                                                                                  | LINE_REMOVE for the line P1:1111                                                   |

# Call Queuing

HP1 is a Hunt pilot with the below configuration:

"Queue Calls" check box is selected.

"Display Line Group Member DN as Connected Party" check box is selected.

HP1: LG1

HP2: LG1

A, B (IP phones/CTI Ports)

**Table 58: Basic Hunt List Call (HP1 Has at Least One Member Free)**

| Action                                                        | Expected events                                                                                                                                                                                                                                                                                                                                                                                                                                                                                                         |
|---------------------------------------------------------------|-------------------------------------------------------------------------------------------------------------------------------------------------------------------------------------------------------------------------------------------------------------------------------------------------------------------------------------------------------------------------------------------------------------------------------------------------------------------------------------------------------------------------|
| App initiates call from A to HP1 and call is answered by LG1. | <p>At A:</p> <p>LINE_CALLSTATE -RINGBACK</p> <p>At A:</p> <p>LINE_CALLSTATE -CONNECTED</p> <p>CallReason = x1(Direct)</p> <p>ExtendedCallReason = x1(DirectCall)</p> <p>Caller = A</p> <p>Called = HP1,</p> <p>HuntPilot = HP1</p> <p>Connected = LG1</p> <p>HuntPilot = HP1</p><br><p>At LG1:</p> <p>LINE_CALLSTATE -CONNECTED</p> <p>CallReason = x1(Direct)</p> <p>ExtendedCallReason = x1(DirectCall)</p> <p>Caller = A</p> <p>Called = HP1,</p> <p>HuntPilot = HP1</p> <p>Connected = A</p> <p>HuntPilot = HP1</p> |

Table 59: Basic Hunt List Call. HP1 Has All Members Busy (LG1)

| Action                                               | Expected events                                                                                                                                                                                                               |
|------------------------------------------------------|-------------------------------------------------------------------------------------------------------------------------------------------------------------------------------------------------------------------------------|
| App initiates call from A to HP1 and call is Queued. | At A:<br>LINE_CALLSTATE -RINGBACK<br>At A:<br>LINE_CALLSTATE -CONNECTED<br>CallReason = x1(Direct)<br>ExtendedCallReason = x2d(CallQueue)<br>Caller = A<br>Called = HP1,<br>HuntPilot = HP1<br>Connected = HP1<br>HuntPilot = |

| Action                                                                                           | Expected events                                                                                                                                                                                                                                                                                                                                                                                                                                       |
|--------------------------------------------------------------------------------------------------|-------------------------------------------------------------------------------------------------------------------------------------------------------------------------------------------------------------------------------------------------------------------------------------------------------------------------------------------------------------------------------------------------------------------------------------------------------|
| Call on LG1 goes idle (LG1 is free). Queued call from A is de-queued and offered on LG1.         | <p>At A:</p> <p>LINE_CALLSTATE -RINGBACK</p> <p>CallReason = x1(Direct)</p> <p>ExtendedCallReason = x2e(CallDeQueue)</p> <p>Caller = A</p> <p>Called = HP1,</p> <p>HuntPilot = HP1</p> <p>At LG1:</p> <p>LINE_CALLSTATE -ACCEPTED</p> <p>CallReason = x400(unknown)</p> <p>ExtendedCallReason = x2e(CallDeQueue)</p> <p>Caller = A,</p> <p>Called = HP1</p> <p>HuntPilot = HP1</p>                                                                    |
| LG1 Answers the call.                                                                            | <p>At A:</p> <p>LINE_CALLSTATE -CONNECTED</p> <p>CallReason = x1(direct)</p> <p>ExtendedCallReason = x2e(CallDeQueue)</p> <p>Caller = A</p> <p>Called = HP1</p> <p>HuntPilot = HP1</p> <p>Connected = LG1</p> <p>HuntPilot = HP1</p> <p>At LG1:</p> <p>LINE_CALLSTATE -CONNECTED</p> <p>CallReason = x400(unknown)</p> <p>ExtendedCallReason = x2e(CallDeQueue)</p> <p>Caller = A</p> <p>Called = HP1</p> <p>HuntPilot = HP1</p> <p>Connected = A</p> |
| Variance: Repeat and verify info when Display Line Group Member DN as Connected Party is enabled | Same as above                                                                                                                                                                                                                                                                                                                                                                                                                                         |

Table 60: Hunt List Call to HP1 When Queue Depth Is Reached. (Maximum Number of Callers Allowed in Queue = 2)

| Action                                                                            | Expected events                                                                                                                                           |
|-----------------------------------------------------------------------------------|-----------------------------------------------------------------------------------------------------------------------------------------------------------|
| HP1 has 2 queued calls.<br>App initiates call from A to HP1, call is disconnected | At A:<br>LINE_CALLSTATE -DISCONNECTED<br>CallReason = x1(Direct)<br>ExtendedCallReason = x1(DirectCall)<br>Caller = A<br>Called = HP1,<br>HuntPilot = HP1 |

| Action                                          | Expected events                                                                                                                                                                                                                                                                                                                              |
|-------------------------------------------------|----------------------------------------------------------------------------------------------------------------------------------------------------------------------------------------------------------------------------------------------------------------------------------------------------------------------------------------------|
| Variance:<br>Destination When Queue is Full = B | At A:<br>LINE_CALLSTATE -RINGBACK<br>CallReason = x1(Direct)<br>ExtendedCallReason = x1(DirectCall)<br>Caller = A<br>Called = HP1,<br>HuntPilot = HP1<br>At B:<br>LINE_CALLSTATE -ACCEPTED<br>CallReason = x400(unknown)<br>ExtendedCallReason = x30(CallDeQueueAgentsBusy)<br>Caller = A,<br>Called = HP1                                   |
| B Answers the call.                             | At A:<br>LINE_CALLSTATE -CONNECTED<br>CallReason = x1(direct)<br>ExtendedCallReason = x1(DirectCall)<br>Caller = A<br>Called = HP1<br>HuntPilot = HP1<br>Connected = B<br>At B:<br>LINE_CALLSTATE -CONNECTED<br>CallReason = x400(unknown)<br>ExtendedCallReason = x30(CallDeQueueAgentsBusy)<br>Caller = A<br>Called = HP1<br>Connected = A |

| Action                                                                                                                                                              | Expected events                                                                                                                                                                                                                                                                                                                                                                                                                                                                                                                                                                                                                                                                                                                                                                                                                   |
|---------------------------------------------------------------------------------------------------------------------------------------------------------------------|-----------------------------------------------------------------------------------------------------------------------------------------------------------------------------------------------------------------------------------------------------------------------------------------------------------------------------------------------------------------------------------------------------------------------------------------------------------------------------------------------------------------------------------------------------------------------------------------------------------------------------------------------------------------------------------------------------------------------------------------------------------------------------------------------------------------------------------|
| <p>Variance:</p> <p>Destination When Queue is Full = HP2</p> <p>Call on LG1 of HP2 goes idle (LG1 is free). Queued call from A is de-queued and offered on LG1.</p> | <p>At A:</p> <p>LINE_CALLSTATE -RINGBACK</p> <p>CallReason = x1(Direct)</p> <p>ExtendedCallReason = x1(DirectCall)</p> <p>Caller = A</p> <p>Called = HP1,</p> <p>HuntPilot = HP1</p><br><p>At LG1:</p> <p>LINE_CALLSTATE -ACCEPTED</p> <p>CallReason = x400(unknown)</p> <p>ExtendedCallReason = x30(CallDeQueueAgentsBusy)</p> <p>Caller = A,</p> <p>Called = HP1</p><br><p>At A:</p> <p>LINE_CALLSTATE -CONNECTED</p> <p>CallReason = x1(direct)</p> <p>ExtendedCallReason = x1(DirectCall)</p> <p>Caller = A</p> <p>Called = HP1</p> <p>HuntPilot = HP1</p> <p>Connected = LG1 of HP2</p> <p>HuntPilot = HP2</p><br><p>At LG1 of HP2:</p> <p>LINE_CALLSTATE -CONNECTED</p> <p>CallReason = x400(unknown)</p> <p>ExtendedCallReason = x30(CallDeQueueAgentsBusy)</p> <p>Caller = A</p> <p>Called = HP1</p> <p>Connected = A</p> |

**Table 61: Hunt List Call to HP1 and Maximum Wait Time in Queue Is Met**

| Action                                                                         | Expected events                                                                                                                                                                                                                                                                                                                                                                                                                                                             |
|--------------------------------------------------------------------------------|-----------------------------------------------------------------------------------------------------------------------------------------------------------------------------------------------------------------------------------------------------------------------------------------------------------------------------------------------------------------------------------------------------------------------------------------------------------------------------|
| <p>HuntMember LG1 of HP1 is busy.</p> <p>App initiates call from A to HP1.</p> | <p>At A:</p> <p>LINE_CALLSTATE -RINGBACK</p><br><p>At A:</p> <p>LINE_CALLSTATE -CONNECTED</p> <p>CallReason = x1(Direct)</p> <p>ExtendedCallReason = x1(DirectCall)</p> <p>Caller = A</p> <p>Called = HP1,</p> <p>HuntPilot = HP1</p> <p>Connected = HP1</p> <p>HuntPilot =</p><br><p>At A:</p> <p>LINE_CALLSTATE -DISCONNECTED</p> <p>CallReason = x1(Direct)</p> <p>ExtendedCallReason = x2d(CallQueue)</p> <p>Caller = A</p> <p>Called = HP1,</p> <p>HuntPilot = HP1</p> |
| <p>Maximum wait time at queue is reached.</p>                                  |                                                                                                                                                                                                                                                                                                                                                                                                                                                                             |

| Action                                                               | Expected events                                                                                                                                                                                                                                                                                                                                                                                                                                                                                                                                                                                                                                                                |
|----------------------------------------------------------------------|--------------------------------------------------------------------------------------------------------------------------------------------------------------------------------------------------------------------------------------------------------------------------------------------------------------------------------------------------------------------------------------------------------------------------------------------------------------------------------------------------------------------------------------------------------------------------------------------------------------------------------------------------------------------------------|
| Variance:<br>Destination When maximum wait time in Queue expires = B | At A:<br>LINE_CALLSTATE -RINGBACK<br>CallReason = x1(Direct)<br>ExtendedCallReason = x2d(CallQueue)<br>Caller = A<br>Called = HP1,<br>HuntPilot = HP1<br><br>At B:<br>LINE_CALLSTATE -ACCEPTED<br>CallReason = x400(unknown)<br>ExtendedCallReason = x2f(CallDeQueueTimerExpired)<br>Caller = A,<br>Called = HP1<br><br><br>At A:<br>LINE_CALLSTATE -CONNECTED<br>CallReason = x1(direct)<br>ExtendedCallReason = x2d(CallQueue)<br>Caller = A<br>Called = HP1<br>HuntPilot = HP1<br>Connected = B<br><br>At B:<br>LINE_CALLSTATE -CONNECTED<br>CallReason = x400(unknown)<br>ExtendedCallReason = x2f(CallDeQueueTimerExpired)<br>Caller = A<br>Called = HP1<br>Connected = A |

| Action                                                            | Expected events                                                                                                                                                                                                                                                                                                                                                                                                                                                                                                                                                                                                                                                                                                                                                                                                                                             |
|-------------------------------------------------------------------|-------------------------------------------------------------------------------------------------------------------------------------------------------------------------------------------------------------------------------------------------------------------------------------------------------------------------------------------------------------------------------------------------------------------------------------------------------------------------------------------------------------------------------------------------------------------------------------------------------------------------------------------------------------------------------------------------------------------------------------------------------------------------------------------------------------------------------------------------------------|
| Variance:<br>Destination maximum wait time in Queue expires = HP2 | At A:<br>LINE_CALLSTATE -RINGBACK<br>CallReason = x1(Direct)<br>ExtendedCallReason = x2d(CallQueue)<br>Caller = A<br>Called = HP1,<br>HuntPilot = HP1<br>At A:<br>LINE_CALLSTATE -RINGBACK<br>CallReason = x1(Direct)<br>ExtendedCallReason = x2d(CallQueue)<br>Caller = A<br>Called = HP1,<br>HuntPilot = HP1<br>At LG1:<br>LINE_CALLSTATE -ACCEPTED<br>CallReason = x400(unknown)<br>ExtendedCallReason = x2f(CallDeQueueTimerExpired)<br>Caller = A,<br>Called = HP1<br>At A:<br>LINE_CALLSTATE -CONNECTED<br>CallReason = x1(direct)<br>ExtendedCallReason = x2d(CallQueue)<br>Caller = A Called = HP1<br>HuntPilot = HP1<br>Connected = LG1 of HP2<br>HuntPilot = HP2<br>At LG1 of HP2:<br>LINE_CALLSTATE -CONNECTED<br>CallReason = x400(unknown)<br>ExtendedCallReason = x2f(CallDeQueueTimerExpired)<br>Caller = A<br>Called = HP1<br>Connected = A |



**Table 62: Hunt List Call to HP1 and No Agents Logged In or Registered**

| Action                                                                                                                                                                                              | Expected events                                                                                                                                                                                                                                                                                                                                                                                                                                                                                                                                                                                                                                                                                                                                                                                                 |
|-----------------------------------------------------------------------------------------------------------------------------------------------------------------------------------------------------|-----------------------------------------------------------------------------------------------------------------------------------------------------------------------------------------------------------------------------------------------------------------------------------------------------------------------------------------------------------------------------------------------------------------------------------------------------------------------------------------------------------------------------------------------------------------------------------------------------------------------------------------------------------------------------------------------------------------------------------------------------------------------------------------------------------------|
| <p>App initiates call from A to HP1. (None of the Huntmembers are registered or logged in).</p> <p>Destination When There Are No Agents Logged In or Registered = 'B'</p> <p>Call offered on B.</p> | <p>At A:</p> <p>LINE_CALLSTATE -RINGBACK</p> <p>CallReason = x1(Direct)</p> <p>ExtendedCallReason = x1(DirectCall)</p> <p>Caller = A</p> <p>Called = HP1,</p> <p>HuntPilot = HP1</p> <p>At B:</p> <p>LINE_CALLSTATE -ACCEPTED</p> <p>CallReason = x400(unknown)</p> <p>ExtendedCallReason = x31(CallDeQueueAgentsUnavailable)</p> <p>Caller = A,</p> <p>Called = HP1</p> <p>At A:</p> <p>LINE_CALLSTATE -CONNECTED</p> <p>CallReason = x1(Direct)</p> <p>ExtendedCallReason = x1(DirectCall)</p> <p>Caller = A</p> <p>Called = HP1,</p> <p>HuntPilot = HP1</p> <p>Connected = B</p> <p>HuntPilot =</p> <p>At B:</p> <p>LINE_CALLSTATE -CONNECTED</p> <p>CallReason = x400(unknown)</p> <p>ExtendedCallReason = x31(CallDeQueueAgentsUnavailable)</p> <p>Caller = A</p> <p>Called = HP1</p> <p>Connected = A</p> |
| <p>B Answers the call.</p>                                                                                                                                                                          |                                                                                                                                                                                                                                                                                                                                                                                                                                                                                                                                                                                                                                                                                                                                                                                                                 |

| Action                                                                                                                                                                                                  | Expected events                                                                                                                                                                                                                                                                                                                                                                                                                                                                                                                                                                                                                                                                                                                                                                                                       |
|---------------------------------------------------------------------------------------------------------------------------------------------------------------------------------------------------------|-----------------------------------------------------------------------------------------------------------------------------------------------------------------------------------------------------------------------------------------------------------------------------------------------------------------------------------------------------------------------------------------------------------------------------------------------------------------------------------------------------------------------------------------------------------------------------------------------------------------------------------------------------------------------------------------------------------------------------------------------------------------------------------------------------------------------|
| <p>App initiates call from A to HP1. (None of the Huntmembers are registered or logged in).</p> <p>Destination When There Are No Agents Logged In or Registered = 'HP2'</p> <p>Call offered on HP2.</p> | <p>At A:</p> <p>LINE_CALLSTATE -RINGBACK</p> <p>CallReason = x1(Direct)</p> <p>ExtendedCallReason = x1(DirectCall)</p> <p>Caller = A</p> <p>Called = HP1,</p> <p>HuntPilot = HP1</p> <p>At LG1:</p> <p>LINE_CALLSTATE -ACCEPTED</p> <p>CallReason = x400(unknown)</p> <p>ExtendedCallReason = x31(CallDeQueueAgentsUnavailable)</p> <p>Caller = A,</p> <p>Called = HP1</p> <p>At A:</p> <p>LINE_CALLSTATE -CONNECTED</p> <p>CallReason = x1(Direct)</p> <p>ExtendedCallReason = x1(DirectCall)</p> <p>Caller = A</p> <p>Called = HP1,</p> <p>HuntPilot = HP1</p> <p>Connected = B</p> <p>HuntPilot = HP2</p> <p>At B:</p> <p>LINE_CALLSTATE -CONNECTED</p> <p>CallReason = x400(unknown)</p> <p>ExtendedCallReason = x31(CallDeQueueAgentsUnavailable)</p> <p>Caller = A</p> <p>Called = HP1</p> <p>Connected = A</p> |
| HP2 Answers the call.                                                                                                                                                                                   |                                                                                                                                                                                                                                                                                                                                                                                                                                                                                                                                                                                                                                                                                                                                                                                                                       |

**Table 63: Basic Hunt List Call. A Calls B, and B Redirects/forwards/transfers the Call to HP1**

| Action                         | Expected events                                                                                                                                                                                                                                                                                                                                                           |
|--------------------------------|---------------------------------------------------------------------------------------------------------------------------------------------------------------------------------------------------------------------------------------------------------------------------------------------------------------------------------------------------------------------------|
| App initiates call from A to B | <p>At A:<br/>LINE_CALLSTATE -RINGBACK</p> <p>At A:<br/>LINE_CALLSTATE -CONNECTED<br/>CallReason = x1(Direct)<br/>ExtendedCallReason = x1(DirectCall)<br/>Caller = A<br/>Called = B,<br/>Connected = B</p> <p>At B:<br/>LINE_CALLSTATE -CONNECTED<br/>CallReason = x1(Direct)<br/>ExtendedCallReason = x1(DirectCall)<br/>Caller = A<br/>Called = B,<br/>Connected = A</p> |

| Action                                                | Expected events                                                                                                                                                                                                                                                                                                                                                                                                                                                                                                                                                                                                                                                                                                                                                                                                                                                                                                                                      |
|-------------------------------------------------------|------------------------------------------------------------------------------------------------------------------------------------------------------------------------------------------------------------------------------------------------------------------------------------------------------------------------------------------------------------------------------------------------------------------------------------------------------------------------------------------------------------------------------------------------------------------------------------------------------------------------------------------------------------------------------------------------------------------------------------------------------------------------------------------------------------------------------------------------------------------------------------------------------------------------------------------------------|
| The call on B is transferred to HP1 (Blind transfer). | <p>At B:</p> <p>LINE_CALLSTATE -IDLE</p> <p>CallReason = x1(Direct)</p> <p>ExtendedCallReason = x7(BlindTransferCall)</p> <p>Caller = A</p> <p>Called = B,</p> <p>HuntPilot =</p> <p>Connected =</p> <p>HuntPilot =</p> <p>At LG1:</p> <p>LINE_CALLSTATE -ACCEPTED</p> <p>CallReason = x100(LINECALLREASON_TRANSFER)</p> <p>ExtendedCallReason = x7(BlindTransferCall)</p> <p>Caller = A</p> <p>Called = HP1,</p> <p>HuntPilot = HP1</p> <p>Connected =</p> <p>HuntPilot =</p> <p>At A:</p> <p>LINE_CALLSTATE -CONNECTED</p> <p>CallReason = x1(Direct)</p> <p>ExtendedCallReason = x1(DirectCall)</p> <p>Caller = A Called = B,</p> <p>HuntPilot =</p> <p>Connected = LG1</p> <p>HuntPilot = HP1</p> <p>At LG1:</p> <p>LINE_CALLSTATE -CONNECTED</p> <p>CallReason = x1(Direct)</p> <p>ExtendedCallReason = x100(LINECALLREASON_TRANSFER)</p> <p>Caller = A</p> <p>Called = HP1,</p> <p>HuntPilot = HP1</p> <p>Connected = A</p> <p>HuntPilot =</p> |

LG1 Answers the call.

| Action | Expected events                                                                                                                                                                                                                                                                                                                                                                                                                                                                                                                                                                                                                                                                                                                                                                                                                                                                                             |
|--------|-------------------------------------------------------------------------------------------------------------------------------------------------------------------------------------------------------------------------------------------------------------------------------------------------------------------------------------------------------------------------------------------------------------------------------------------------------------------------------------------------------------------------------------------------------------------------------------------------------------------------------------------------------------------------------------------------------------------------------------------------------------------------------------------------------------------------------------------------------------------------------------------------------------|
|        | <p>At B:</p> <p>LINE_CALLSTATE -IDLE</p> <p>CallReason = x1(Direct)</p> <p>ExtendedCallReason = x6(Redirect)</p> <p>Caller = A</p> <p>Called = B,</p> <p>HuntPilot =</p> <p>Connected =</p> <p>HuntPilot =</p> <p>At LG1:</p> <p>LINE_CALLSTATE -ACCEPTED</p> <p>CallReason = x40(LINECALLREASON_REDIRECT)</p> <p>ExtendedCallReason = x6(Redirect)</p> <p>Caller = A</p> <p>Called = B,</p> <p>HuntPilot =</p> <p>Connected =</p> <p>HuntPilot =</p> <p>At A:</p> <p>LIN_CALLSTATE -CONNECTED</p> <p>CallReason = x1(Direct)</p> <p>ExtendedCallReason = x1(DirectCall)</p> <p>Caller = A</p> <p>Called = B,</p> <p>HuntPilot =</p> <p>Connected = LG1</p> <p>HuntPilot = HP1</p> <p>At LG1:</p> <p>LINE_CALLSTATE -CONNECTED</p> <p>CallReason = x40(LINECALLREASON_REDIRECT)</p> <p>ExtendedCallReason = x6(Redirect)</p> <p>Caller = A,</p> <p>Called = B</p> <p>HuntPilot =</p> <p>Connected = LG1</p> |

| Action | Expected events |
|--------|-----------------|
|        | HuntPilot =     |

| Action                                                   | Expected events |
|----------------------------------------------------------|-----------------|
| Variance:<br>Call on B is forwarded to HP1 (Forward All) |                 |
| LG1 Answers the call.                                    |                 |

| Action | Expected events                                                                                                                                                                                                                                                                                                                                                                                                                                                                                                                                                                                                                                                                                                                                                                                                                                                                      |
|--------|--------------------------------------------------------------------------------------------------------------------------------------------------------------------------------------------------------------------------------------------------------------------------------------------------------------------------------------------------------------------------------------------------------------------------------------------------------------------------------------------------------------------------------------------------------------------------------------------------------------------------------------------------------------------------------------------------------------------------------------------------------------------------------------------------------------------------------------------------------------------------------------|
|        | <p>At A:</p> <p>LINE_CALLSTATE -RING_BACK</p> <p>CallReason = x1(Direct)</p> <p>ExtendedCallReason = x1(DirectCall)</p> <p>Caller = A</p> <p>Called = B,</p> <p>HuntPilot =</p> <p>Connected =</p> <p>HuntPilot =</p> <p>At LG1:</p> <p>LINE_CALLSTATE -ACCEPTED</p> <p>CallReason = x8(LINECALLREASON_FWDUNCOND)</p> <p>ExtendedCallReason = x5(ForwardAllCall)</p> <p>Caller = A</p> <p>Called = B,</p> <p>HuntPilot =</p> <p>Connected =</p> <p>HuntPilot =</p> <p>At A:</p> <p>LIN_CALLSTATE -CONNECTED</p> <p>CallReason = x1(Direct)</p> <p>ExtendedCallReason = x1(DirectCall)</p> <p>Caller = A</p> <p>Called = B,</p> <p>HuntPilot =</p> <p>Connected = LG1</p> <p>HuntPilot = HP1</p> <p>At LG1:</p> <p>LINE_CALLSTATE -CONNECTED</p> <p>CallReason = x8(LINECALLREASON_FWDUNCOND)</p> <p>ExtendedCallReason = x5(ForwardAllCall)</p> <p>Caller = A,</p> <p>Called = B</p> |

| Action | Expected events |
|--------|-----------------|
|        | Connected = LG1 |

Table 64: Basic Hunt List Call. HP1 Has All Members Busy (LG1), Queued Call on A Is Redirected

| Action                                               | Expected events                                                                                                                                                                                                                                                                                                          |
|------------------------------------------------------|--------------------------------------------------------------------------------------------------------------------------------------------------------------------------------------------------------------------------------------------------------------------------------------------------------------------------|
| App initiates call from A to HP1 and call is Queued. | <div>At A:</div> <div>LINE_CALLSTATE -RINGBACK</div> <div>At A:</div> <div>LINE_CALLSTATE -CONNECTED</div> <div>CallReason = x1(Direct)</div> <div>ExtendedCallReason = x2d(CallQueue)</div> <div>Caller = A</div> <div>Called = HP1,</div> <div>HuntPilot = HP1</div> <div>Connected = HP1</div> <div>HuntPilot =</div> |

Queued Call on A is redirected to B. B Answers.  
Call on LG1 goes idle (LG1 is free). Queued call from B is de-queued and offered on LG1.

| Action | Expected events                                                                                                                                                                                                                                                                                                                                                                                                                                                                                                                                                                                                                                                                                                                                                                                                                                                                                              |
|--------|--------------------------------------------------------------------------------------------------------------------------------------------------------------------------------------------------------------------------------------------------------------------------------------------------------------------------------------------------------------------------------------------------------------------------------------------------------------------------------------------------------------------------------------------------------------------------------------------------------------------------------------------------------------------------------------------------------------------------------------------------------------------------------------------------------------------------------------------------------------------------------------------------------------|
|        | <p>At B:</p> <p>LINE_CALLSTATE -CONNECTED</p> <p>CallReason = x40(LINECALLREASON_REDIRECT)</p> <p>ExtendedCallReason = x6(Redirect)</p> <p>Caller = HP1</p> <p>Called = B,</p> <p>HuntPilot =</p> <p>Connected = HP1</p> <p>HuntPilot =</p><br><p>At LG1:</p> <p>LINE_CALLSTATE -ACCEPTED</p> <p>CallReason = x400(unknown)</p> <p>ExtendedCallReason = x2e(CallDeQueue)</p> <p>Caller = B,</p> <p>Called = HP1</p> <p>HuntPilot = HP1</p> <p>At B:</p> <p>LINE_CALLSTATE -CONNECTED</p> <p>CallReason = x40(LINECALLREASON_REDIRECT)</p> <p>ExtendedCallReason = x2e(CallDeQueue)</p> <p>Caller = B</p> <p>Called = B</p> <p>HuntPilot =</p> <p>Connected = LG1</p> <p>HuntPilot = HP1</p> <p>At LG1:</p> <p>LINE_CALLSTATE -CONNECTED</p> <p>CallReason = x400(unknown)</p> <p>ExtendedCallReason = x2e(CallDeQueue)</p> <p>Caller = B</p> <p>Called = HP1</p> <p>HuntPilot = HP1</p> <p>Connected = B</p> |

| Action | Expected events |
|--------|-----------------|
|        |                 |

**Table 65: Hunt List Call to HP1 and No Agents Logged In or Registered**

| Action                                                                                                            | Expected events                                                                                                                                           |
|-------------------------------------------------------------------------------------------------------------------|-----------------------------------------------------------------------------------------------------------------------------------------------------------|
| App initiates call from A to HP1. (None of the Huntmembers are registered or logged in).<br>Call is disconnected. | At A:<br>LINE_CALLSTATE -DISCONNECTED<br>CallReason = x1(Direct)<br>ExtendedCallReason = x1(DirectCall)<br>Caller = A<br>Called = HP1,<br>HuntPilot = HP1 |

## FailOver or FailBack Scenario

| Action                                                                                                                             | Expected events                                                                                        |
|------------------------------------------------------------------------------------------------------------------------------------|--------------------------------------------------------------------------------------------------------|
| LineIntialize<br>OpenLines – 1000:P1                                                                                               | Line Open Successful                                                                                   |
| LineGetDevCaps with Extension Version – 000A0000 on 1000:P1                                                                        | CallPickUp Group DN and Partition Information will be sent to application                              |
| Application sends<br>CciscoLineDevSpecificRegisterCallPickupGroupForNotification with DN and Partition info of PickupGroup P1:1111 | Line_Reply with success.<br>LINE_CREATE event will sent to Application for P1:1111                     |
| LineOpen with new DeviceID                                                                                                         | LineOpen Successful                                                                                    |
| P1:4000 calls P1:1002                                                                                                              | LINE_APPNEWCALL<br>LINE_CALLSTATE with State =<br>LINECALLSTATE_UNKNOWN to Application on Line P1:1111 |

| Action                   | Expected events                                                                                                                                                                                                    |
|--------------------------|--------------------------------------------------------------------------------------------------------------------------------------------------------------------------------------------------------------------|
| LineGetCallInfo          | LINE_CALLINFO<br>dwCallState : PickupCallState (0x10000000)<br>dwCallerId : 4000<br>dwCalledID : 1002<br>dwCallorigin: Internal<br>dwCallReason : Direct<br>Check for all fields of Calling and Called Information |
| Stop Primary CTI Manager | OutofService for the line P1:1111<br>INService for the line P1:1111.<br><b>Note</b> There will not be any notification for the existing calls.                                                                     |

## GroupCallPickup

### Configuration

Service parameter “Auto Call Pickup Enabled” is enabled.

Pickup group P1:1111 is configured and opened

P1:1000, P1:1001, P1:1002 are all in pickup group P1:1111

P1:2000, P1:2001, P1:2002 are all in pickup group P1:2222

P1:4000 and P1:4001 are configured

| Action                                                                                                                             | Expected                                                                                                                                       |
|------------------------------------------------------------------------------------------------------------------------------------|------------------------------------------------------------------------------------------------------------------------------------------------|
| LineIntialize<br>OpenLines – 1000:P1                                                                                               | Line Open Successful                                                                                                                           |
| LineGetDevCaps with Extension Version – 000A0000 on P1:2000                                                                        | LineGetDevCaps with Extension Version – 000A0000 on P1:2000CallPickUp Group DN and Partition Information will be sent to application.(P1:2222) |
| Application sends<br>CciscoLineDevSpecificRegisterCallPickupGroupForNotification with DN and Partition info of PickUpGroup P1:1111 | Line_Reply with success.<br>LINE_CREATE event will sent to Application for P1:1111                                                             |
| LineOpen with new DeviceID                                                                                                         | LineOpen Successful                                                                                                                            |
| P1:4000 calls P1:1002                                                                                                              | LINE_APPNEWCALL<br>LINE_CALLSTATE with State =<br>LINECALLSTATE_UNKNOWN to Application on Line P1:1111                                         |

| Action                                                                                                                                | Expected                                                                                                                                                                                                                                                                                                                                                                                                                                   |
|---------------------------------------------------------------------------------------------------------------------------------------|--------------------------------------------------------------------------------------------------------------------------------------------------------------------------------------------------------------------------------------------------------------------------------------------------------------------------------------------------------------------------------------------------------------------------------------------|
| LineGetCallInfo                                                                                                                       | LINE_CALLINFO<br>dwCallState : PickupCallState (0x10000000)<br>dwCallerId : 4000<br>dwCalledID : 1002<br>dwCallorigin: Internal<br>dwCallReason : Direct<br>Check for all fields of Calling and Called Information                                                                                                                                                                                                                         |
| Application sends<br>CciscoLineDevSpecificPickUpCallFromPickupGroup with<br>GroupCallPickup option and GroupPickUp DN 1111 on P1:2000 | Application sends<br>CciscoLineDevSpecificPickUpCallFromPickupGroup with<br>GroupCallPickup option and GroupPickUp DN 1111 on<br>P1:2000Events on P1:2000:<br>LINE_NEWCALL and<br>LINE_CALLSTATE with state =<br>LINECALLSTATE_CONNECTED<br>Call Info :<br>Caller = 4000, Called = 1111, Connected = 4000, dwReason =<br>Direct, dwOrigin = Internal<br><b>Note</b> There is no notification at P1:1111 after the call has been<br>pickup. |

## OtherCallPickup

### Configuration

Service parameter "Auto Call Pickup Enabled" is enabled.

Pickup groups P1:1111, P1:2222, P1:3333 is configured and opened

P1:1000, P1:1001, P1:1002 are all in pickup group P1:1111

P1:2000, P1:2001, P1:2002 are all in pickup group P1:2222

P1:3000, P1:3001, P1:3002 are all in pickup group P1:3333

P1:1111, and P1:2222 are sub-groups, in order of priority, of pickup group P1:3333.

P1:4000 and P1:4001 are configured.

| Action                               | Expected Event       |
|--------------------------------------|----------------------|
| LineIntialize<br>OpenLines – 1000:P1 | Line Open Successful |

| Action                                                                                                                                             | Expected Event                                                                                                                                                                                                                        |
|----------------------------------------------------------------------------------------------------------------------------------------------------|---------------------------------------------------------------------------------------------------------------------------------------------------------------------------------------------------------------------------------------|
| LineGetDevCaps with Extension Version – 000A0000 on P1:2000                                                                                        | CallPickUp Group DN and Partition Information will be sent to application.(P1:2222)                                                                                                                                                   |
| Application sends<br>CciscoLineDevSpecificRegisterCallPickupGroupForNotification with DN and Partition info of PickupGroup P1:1111                 | Line_Reply with success.<br>LINE_CREATE event will sent to Application for P1:1111                                                                                                                                                    |
| LineOpen with new DeviceID                                                                                                                         | LineOpen Successful                                                                                                                                                                                                                   |
| P1:4000 calls P1:2000<br><br>P1:4001 calls P1:1000                                                                                                 | Call1:<br>LINE_APPNEWCALL<br>LINE_CALLSTATE with State =<br>LINECALLSTATE_UNKNOWN to Application on Line P1:1111<br>Call 2:<br>LINE_APPNEWCALL<br>LINE_CALLSTATE with State =<br>LINECALLSTATE_UNKNOWN to Application on Line P1:1111 |
| Application sends<br>CciscoLineDevSpecificPickUpCallFromPickupGroup with OtherPickup option on P1:3000<br><br><b>Note</b> Group DN is not required | Events on P1:3000:<br>LINE_NEWCALL and<br>LINE_CALLSTATE with state =<br>LINECALLSTATE_CONNECTED<br>Call Info :<br>Caller = 4001, Called = 1000, Connected = 4001, dwReason = Direct, dwOrigin = Internal                             |

## DirectCallPickup

| Action                                                                                                                             | Expected Event                                                                      |
|------------------------------------------------------------------------------------------------------------------------------------|-------------------------------------------------------------------------------------|
| LineIntialize<br>OpenLines – 1000:P1                                                                                               | Line Open Successful                                                                |
| LineGetDevCaps with Extension Version – 000A0000 on P1:2000                                                                        | CallPickUp Group DN and Partition Information will be sent to application.(P1:2222) |
| Application sends<br>CciscoLineDevSpecificRegisterCallPickupGroupForNotification with DN and Partition info of PickupGroup P1:1111 | Line_Reply with success.<br>LINE_CREATE event will sent to Application for P1:1111  |
| LineOpen with new DeviceID                                                                                                         | LineOpen Successful                                                                 |

| Action                                                                                                                                        | Expected Event                                                                                                                                                                                                   |
|-----------------------------------------------------------------------------------------------------------------------------------------------|------------------------------------------------------------------------------------------------------------------------------------------------------------------------------------------------------------------|
| P1:4000 calls P1:1002                                                                                                                         | Call1:<br>LINE_APPNEWCALL<br>LINE_CALLSTATE with State =<br>LINECALLSTATE_UNKNOWN to Application on Line P1:1111                                                                                                 |
| P1:4001 calls P1:1000                                                                                                                         | Call 2:<br>LINE_APPNEWCALL<br>LINE_CALLSTATE with State =<br>LINECALLSTATE_UNKNOWN to Application on Line P1:1111                                                                                                |
| Application sends<br>CciscoLineDevSpecificPickUpCallFromPickupGroup with<br>DirectCallPickup option with pickup groupDN (1000) on<br>P1:10001 | Events on P1:1001:<br>LINE_NEWCALL and<br>LINE_CALLSTATE with state =<br>LINECALLSTATE_CONNECTED<br><br>Call Info :<br>Caller = 1001, Called = 1000, Connected = 4001, dwReason =<br>Direct, dwOrigin = Internal |

## CallPickup (Negative Use Case)

### Configuration

Service parameter Auto Call Pickup Enabled is enabled.

P1:2000 is already opened by the application.

Pickup groups P1:1111, P1:2222, P1:3333 is configured and opened.

P1:1000, P1:1001, P1:1002 are all in pickup group P1:1111

P1:2000, P1:2001, P1:2002 are all in pickup group P1:2222

| Action                                                                                                                                | Expected events                                                                     |
|---------------------------------------------------------------------------------------------------------------------------------------|-------------------------------------------------------------------------------------|
| LineIntialize<br>OpenLines – 1000:P1                                                                                                  | Line Open Successful                                                                |
| LineGetDevCaps with Extension Version – 000A0000 on P1:2000                                                                           | CallPickUp Group DN and Partition Information will be sent to application.(P1:2222) |
| Application sends<br>CciscoLineDevSpecificRegisterCallPickupGroupForNotification<br>with DN and Partition info of PickupGroup P1:1111 | Line_Reply with success.<br>LINE_CREATE event will sent to Application for P1:1111  |
| LineOpen with new DeviceID                                                                                                            | LineOpen Successful                                                                 |

| Action                                                                                                   | Expected events                                                                                                  |
|----------------------------------------------------------------------------------------------------------|------------------------------------------------------------------------------------------------------------------|
| P1:4000 calls P1:1002                                                                                    | Call1:<br>LINE_APPNEWCALL<br>LINE_CALLSTATE with State =<br>LINECALLSTATE_UNKNOWN to Application on Line P1:1111 |
| Application sends<br>CciscoLineDevSpecificPickUpCallFromPickupGroup with<br>CallPickup option on P1:2000 | Line_Reply with Error LINEERR_OPERATIONUNAVAIL                                                                   |

## GroupCallPickup with SuperSet Call PickupDN

### Configuration

Service parameter Auto Call Pickup Enabled is enabled.  
 Pickup groups P1:1111, P1:2222, P1:3333 is configured and opened.  
 P1:1000, P1:1001, P1:1002 are all in pickup group P1:1111.  
 P1:2000, P1:2001, P1:2002 are all in pickup group P1:2222.  
 P1:3000, P1:3001, P1:3002 are all in pickup group P1:3333.  
 P1:1111, and P1:2222 are sub-groups, in order of priority, of pickup group P1:3333.  
 P1:4000 and P1:4001 are configured.

| Action                                                                                                                                | Expected events                                                                     |
|---------------------------------------------------------------------------------------------------------------------------------------|-------------------------------------------------------------------------------------|
| LineInitialize<br>OpenLines – 1000:P1                                                                                                 | Line Open Successful                                                                |
| LineGetDevCaps with Extension Version – 000A0000 on P1:2000                                                                           | CallPickUp Group DN and Partition Information will be sent to application.(P1:2222) |
| Application sends<br>CciscoLineDevSpecificRegisterCallPickupGroupForNotification<br>with DN and Partition info of PickUpGroup P1:1111 | Line_Reply with success<br>LINE_CREATE event will sent to Application for P1:1111   |
| LineOpen with new DeviceID                                                                                                            | LineOpen Successful                                                                 |

| Action                                                                                                                            | Expected events                                                                                                   |
|-----------------------------------------------------------------------------------------------------------------------------------|-------------------------------------------------------------------------------------------------------------------|
| P1:4000 calls P1:2000                                                                                                             | Call1:<br>LINE_APPNEWCALL<br>LINE_CALLSTATE with State =<br>LINECALLSTATE_UNKNOWN to Application on Line P1:1111  |
| P1:4001 calls P1:1000                                                                                                             | Call 2:<br>LINE_APPNEWCALL<br>LINE_CALLSTATE with State =<br>LINECALLSTATE_UNKNOWN to Application on Line P1:1111 |
| Application sends<br>CciscoLineDevSpecificPickUpCallFromPickupGroup with<br>GroupPickup option with pickup group(3333) on P1:3000 | Line_Reply with Error LINEERR_CALLUNAVAIL                                                                         |

### Group or Direct CallPickup with Invalid DN

| Action                                                                                                                                | Expected events                                                                                                  |
|---------------------------------------------------------------------------------------------------------------------------------------|------------------------------------------------------------------------------------------------------------------|
| LineIntialize<br>OpenLines – 1000:P1                                                                                                  | Line Open Successful                                                                                             |
| LineGetDevCaps with Extension Version – 000A0000 on P1:2000                                                                           | CallPickUp Group DN and Partition Information will be sent to application.(P1:2222)                              |
| Application sends<br>CciscoLineDevSpecificRegisterCallPickupGroupForNotification<br>with DN and Partition info of PickupGroup P1:1111 | Line_Reply with success.<br>LINE_CREATE event will sent to Application for P1:1111                               |
| LineOpen with new DeviceID                                                                                                            | LineOpen Successful                                                                                              |
| P1:4000 calls P1:1002                                                                                                                 | Call1:<br>LINE_APPNEWCALL<br>LINE_CALLSTATE with State =<br>LINECALLSTATE_UNKNOWN to Application on Line P1:1111 |
| Application sends<br>CciscoLineDevSpecificPickUpCallFromPickupGroup with<br>GroupPickup option with pickup group(9999) on P1:3000     | Line_Reply with Error LINEERR_OPERATIONFAILED<br>Line_Reply with Error LINEERR_INVALLINESTATE                    |
| Variant -Direct Call Pickup with InValid DN                                                                                           |                                                                                                                  |

# CCMEncryption Enhancements

**Precondition:** CTI service Parameter - "Require Public Key encryption" = true/false

**Table 66: CiscoTSP Connecting to 10.x CUCM**

| Action                             | TAPI Messages                                | TAPI Structures |
|------------------------------------|----------------------------------------------|-----------------|
| PhoneInitializeEx/LineInitializeEx | Devices are Enumerated/ Lines are Enumerated |                 |



**Note**

Applications would be able to control /monitor devices/Lines as before no change.

Variant: Test the same with Secure CUCM and Secure Connection between CiscoTSP and CTI.

**Precondition:** CTI service Parameter - "Require Public Key encryption" = False

**Table 67: 9.x CiscoTSP Connecting to 10.x CUCM**

| Action                             | TAPI Messages                                | TAPI Structures |  |
|------------------------------------|----------------------------------------------|-----------------|--|
| PhoneInitializeEx/LineInitializeEx | Devices are Enumerated/ Lines are Enumerated |                 |  |



**Note**

Applications would be able to control /monitor devices/Lines as before no change

**Precondition:** CTI service Parameter - "Require Public Key encryption" = False

**Table 68: 9.x CiscoTSP Connecting to 10.x CUCM**

| Action                             | TAPI Messages                                                  | TAPI Structures                                                                                                                          |  |
|------------------------------------|----------------------------------------------------------------|------------------------------------------------------------------------------------------------------------------------------------------|--|
| PhoneInitializeEx/LineInitializeEx | Initialization fails and CiscoTSP devices won't be Enumerated. | Notifier will pop-up error message indicating that Provider Init failed.<br>Error - Provider Init failed - Incompatible protocol version |  |

# CIUS Session Persistency

## Notify the Line Application and Expose the Changed IP Address

| Action                                                                                                                                                                                                                                                                                                                                                                | TAPI messages                                                                                                                                                                                           | TAPI structures                                                                                                                                                |
|-----------------------------------------------------------------------------------------------------------------------------------------------------------------------------------------------------------------------------------------------------------------------------------------------------------------------------------------------------------------------|---------------------------------------------------------------------------------------------------------------------------------------------------------------------------------------------------------|----------------------------------------------------------------------------------------------------------------------------------------------------------------|
| lineInitializeEx                                                                                                                                                                                                                                                                                                                                                      | lineDevices are Enumerated                                                                                                                                                                              |                                                                                                                                                                |
| lineOpen for a lineDevice on the wireless device TAPI100                                                                                                                                                                                                                                                                                                              | lineOpen() returns success                                                                                                                                                                              |                                                                                                                                                                |
| lineGetDevCaps() with DeviceID = DeviceId of TAPI100                                                                                                                                                                                                                                                                                                                  | lineGetDevCaps() returns success                                                                                                                                                                        | LINEDEVCAPS::DevSpecific<br>RegisteredIPAddressMode =<br>IPAddress_IPv4_only<br>RegisteredIPv4Address = "10.77.31.250"<br>(FA1F4D0A -Little endian Hex format) |
| <p>The device TAPI100 moves across WiFi networks resulting in change in the IPv4 address from 10.77.31.250 to 10.77.31.176</p> <p><b>Variation 1:</b> The device TAPI100 moves from a IPv4 n/w to a Ipv6 n/w with new ip as 2001:db8::1:0:0:1</p> <p><b>Variation 2:</b> The device TAPI100 is docked/undocked and hence changes from WAN/LAN to wireless network</p> | <p>EVENT = LINE_DEVSPECIFIC</p> <p>dwParam1 =<br/>SLDSMT_LINE_PROPERTY_CHANGED</p> <p>dwParam2 =<br/>LPCT_DEVICE_IPADDRESS</p> <p>Variation result:</p> <p>1) Same as above</p> <p>2) Same as above</p> |                                                                                                                                                                |

### Notify the Line Application and Expose the Changed IP Address

| Action                                               | TAPI messages                    | TAPI structures                                                                                                                                                                                                                                                                                                                                                                                                                                                                                                                                                                                   |
|------------------------------------------------------|----------------------------------|---------------------------------------------------------------------------------------------------------------------------------------------------------------------------------------------------------------------------------------------------------------------------------------------------------------------------------------------------------------------------------------------------------------------------------------------------------------------------------------------------------------------------------------------------------------------------------------------------|
| lineGetDevCaps() with DeviceID = DeviceId of TAPI100 | lineGetDevCaps() returns success | LINEDEVCAPS::DevSpecific<br>RegisteredIPAddressMode =<br>IPAddress_IPv4_only<br>RegisteredIPv4Address = "10.77.31.176"<br>(B01F4D0A -Little endian Hex format)<br>Variation 1:<br>LINEDEVCAPS::DevSpecific<br>RegisteredIPAddressMode =<br>IPAddress_IPv6_only<br>RegisteredIPv6Address =<br>"2001:db8::1:0:0:1"<br>(Application should use the Offset and size<br>fields of IPv6 address from<br>LINEDEVCAPS to retrieve the value of<br>IPv6 address)<br>Variation 2:<br>LINEDEVCAPS::DevSpecific<br>RegisteredIPAddressMode =<br>IPAddress_IPv4_only<br>RegisteredIPv4Address = "10.77.31.176" |

### Notify the Phone Application and Expose the Changed IP Address

| Action                                                 | TAPI Message                      | TAPI structures                                                                                                                                                 |
|--------------------------------------------------------|-----------------------------------|-----------------------------------------------------------------------------------------------------------------------------------------------------------------|
| phoneInitializeEx                                      | phoneDevices are Enumerated       |                                                                                                                                                                 |
| phoneOpen for a phoneDevice of wireless device TAPI100 | phoneOpen() returns success       |                                                                                                                                                                 |
| phoneGetDevCaps() with DeviceID = DeviceId of TAPI100  | phoneGetDevCaps() returns success | PHONEDEVCAPS::DevSpecific<br>RegisteredIPAddressMode =<br>IPAddress_IPv4_only<br>RegisteredIPv4Address = "10.77.31.250"<br>(FA1F4D0A -Little endian Hex format) |

| Action                                                                                                                                                                                                                                                                                                                                                                | TAPI Message                                                                                                                                                                                                    | TAPI structures                                                                                                                                                                                                                                                                                                                                                                                                                                                                                                                                                                                                                                                                                                                                                                     |
|-----------------------------------------------------------------------------------------------------------------------------------------------------------------------------------------------------------------------------------------------------------------------------------------------------------------------------------------------------------------------|-----------------------------------------------------------------------------------------------------------------------------------------------------------------------------------------------------------------|-------------------------------------------------------------------------------------------------------------------------------------------------------------------------------------------------------------------------------------------------------------------------------------------------------------------------------------------------------------------------------------------------------------------------------------------------------------------------------------------------------------------------------------------------------------------------------------------------------------------------------------------------------------------------------------------------------------------------------------------------------------------------------------|
| <p>The device TAPI100 moves across WiFi networks resulting in change in the IPv4 address from 10.77.31.250 to 10.77.31.176</p> <p><b>Variation 1:</b> The device TAPI100 moves from a IPv4 n/w to a Ipv6 n/w with new ip as 2001:db8::1:0:0:1</p> <p><b>Variation 2:</b> The device TAPI100 is docked/undocked and hence changes from WAN/LAN to wireless network</p> | <p>EVENT = PHONE_DEVSPECIFIC</p> <p>dwParam1 =<br/>CPDSMT_PHONE_PROPERTY_CHANGED_EVENT</p> <p>dwParam2 =<br/>PPCT_DEVICE_IPADDRESS</p> <p>Variation result:</p> <p>1) Same as above</p> <p>2) Same as above</p> |                                                                                                                                                                                                                                                                                                                                                                                                                                                                                                                                                                                                                                                                                                                                                                                     |
| <p>phoneGetDevCaps() with DeviceID = DeviceId of TAPI100</p>                                                                                                                                                                                                                                                                                                          | <p>phoneGetDevCaps() returns success</p>                                                                                                                                                                        | <p>PHONEDEVCAPS::DevSpecific</p> <p>RegisteredIPAddressMode =<br/>IPAddress_IPv4_only</p> <p>RegisteredIPv4Address = "10.77.31.176"<br/>(B01F4D0A -Little endian Hex format)</p> <p>Phone Type = Cisco Cius.</p> <p>Phone Name = Cisco Phone<br/>[SEP123456789000]</p> <p>Variation 1:</p> <p>PHONEDEVCAPS::DevSpecific</p> <p>RegisteredIPAddressMode =<br/>IPAddress_IPv6_only</p> <p>RegisteredIPv6Address =<br/>"2001:db8::1:0:0:1"</p> <p>(Application should use the Offset and size fields of IPv6 address from PHONEDEVCAPS to retrieve the value of IPv6 address)</p> <p>Variation 2:</p> <p>PHONEDEVCAPS::DevSpecific</p> <p>RegisteredIPAddressMode =<br/>IPAddress_IPv4_only</p> <p>RegisteredIPv4Address = "10.77.31.176"<br/>(B01F4D0A -Little endian Hex format)</p> |

# Click to Conference

Third-party conference gets created by using click-2-conference feature:

| Action                                                      | Events                                                                                                                                                               |
|-------------------------------------------------------------|----------------------------------------------------------------------------------------------------------------------------------------------------------------------|
| Use Click-to-Call to create call from A to B, and B answers | For A:<br>CONNECTED<br>reason = DIRECT<br>Calling = A, Called = B, Connected = B<br>For B:<br>CONNECTED<br>reason = DIRECT<br>Calling = A, Called = B, Connected = A |

| Action                                                                 | Events                                                                                                                                                                                                                                                                                                                                                                                                                                                                                                                                                                                   |
|------------------------------------------------------------------------|------------------------------------------------------------------------------------------------------------------------------------------------------------------------------------------------------------------------------------------------------------------------------------------------------------------------------------------------------------------------------------------------------------------------------------------------------------------------------------------------------------------------------------------------------------------------------------------|
| Use Click-2-Conference feature to add C into conference, and C answers | For A:<br>CONNECTED<br>reason = DIRECT<br>ExtendedCallReason = DIRECT<br>CONFERENCED<br>Calling = A, Called = B, Connected = B<br>CONFERENCED<br>Calling = A, Called = C, Connected = C<br>For B:<br>CONNECTED<br>reason = DIRECT<br>ExtendedCallReason = DIRECT<br>CONFERENCED<br>Calling = A, Called = B, Connected = A<br>CONFERENCED<br>Calling = B, Called = C, Connected = C<br>For C<br>CONNECTED<br>Reason = UNKNOWN<br>ExtendedCallReason = ClickToConference<br>CONFERENCED<br>Calling = C, Called = A, Connected = A<br>CONFERENCED<br>Calling = C, Called = B, Connected = B |

**Creating Four-Party Conference by Using Click-2-Conference Feature**

| Action                                                  | Events                                                                                                                                                                                                                                                                                                                                                                                                                                                                                                                                                                                  |
|---------------------------------------------------------|-----------------------------------------------------------------------------------------------------------------------------------------------------------------------------------------------------------------------------------------------------------------------------------------------------------------------------------------------------------------------------------------------------------------------------------------------------------------------------------------------------------------------------------------------------------------------------------------|
| Use Click-to-Call to create call from A to B            | For A:<br>CONNECTED<br>reason = DIRECT<br>Calling = A, Called = B, Connected = B<br>For B:<br>CONNECTED<br>reason = DIRECT<br>Calling = A, Called = B, Connected = A                                                                                                                                                                                                                                                                                                                                                                                                                    |
| Use Click-2-Conference feature to add C into conference | For A:<br>CONNECTED<br>reason = DIRECT<br>ExtendedCallReason = DIRECT<br>CONFERENCED<br>Calling = A, Called = B, Connected = B<br>CONFERENCED<br>Calling = A, Called = C, Connected = C<br>For B:<br>CONNECTED<br>reason = DIRECT<br>ExtendedCallReason = DIRECT<br>CONFERENCED<br>Calling = A, Called = B, Connected = A<br>CONFERENCED<br>Calling = C, Called = C, Connected = C<br>For C<br>CONNECTED<br>Reason = DIRECT<br>ExtendedCallReason = ClickToConference<br>CONFERENCED<br>Calling = C, Called = A, Connected = A<br>CONFERENCED<br>Calling = C, Called = B, Connected = B |

| Action                                        | Events                                                                                                                                                                                                                                                                                                                                                                                                                                                                                                                                                                                                                                                                                                                                                                                                                                                                                                                                                                                             |
|-----------------------------------------------|----------------------------------------------------------------------------------------------------------------------------------------------------------------------------------------------------------------------------------------------------------------------------------------------------------------------------------------------------------------------------------------------------------------------------------------------------------------------------------------------------------------------------------------------------------------------------------------------------------------------------------------------------------------------------------------------------------------------------------------------------------------------------------------------------------------------------------------------------------------------------------------------------------------------------------------------------------------------------------------------------|
| Use Click-2-Conference feature to add party D | <p>For A:</p> <p>CONNECTED</p> <p>reason = DIRECT</p> <p>ExtendedCallReason = DIRECT</p> <p>CONFERENCED</p> <p>Calling = A, Called = B, Connected = B</p> <p>CONFERENCED</p> <p>Calling = A, Called = C, Connected = C</p> <p>CONFERENCED</p> <p>Calling = A, Called = D, Connected = D</p> <p>For B:</p> <p>CONNECTED</p> <p>reason = DIRECT</p> <p>ExtendedCallReason = DIRECT</p> <p>CONFERENCED</p> <p>Calling = A, Called = B, Connected = A</p> <p>CONFERENCED</p> <p>Calling = B, Called = C, Connected = C</p> <p>CONFERENCED</p> <p>Calling = B, Called = D, Connected = D</p> <p>For C</p> <p>CONNECTED</p> <p>Reason = UNKNOWN</p> <p>ExtendedCallReason = ClickToConference</p> <p>CONFERENCED</p> <p>Calling = C, Called = A, Connected = A</p> <p>CONFERENCED</p> <p>Calling = C, Called = B, Connected = B</p> <p>CONFERENCED</p> <p>Calling = C, Called = D, Connected = D</p> <p>For D</p> <p>CONNECTED</p> <p>Reason = UNKNOWN</p> <p>ExtendedCallReason = ClickToConference</p> |

| Action | Events                                                                                                                                                                                             |
|--------|----------------------------------------------------------------------------------------------------------------------------------------------------------------------------------------------------|
|        | <p>CONFERENCED</p> <p>Calling = D, Called = A, Connected = A</p> <p>CONFERENCED</p> <p>Calling = D, Called = B, Connected = B</p> <p>CONFERENCED</p> <p>Calling = D, Called = C, Connected = C</p> |

## Drop Party by Using Click-2-Conference

| Action                                                                               | Events                                                                                                                                                                                                                                                                                                                                                                                                                                                                                                                                                                                                                                                                                      |
|--------------------------------------------------------------------------------------|---------------------------------------------------------------------------------------------------------------------------------------------------------------------------------------------------------------------------------------------------------------------------------------------------------------------------------------------------------------------------------------------------------------------------------------------------------------------------------------------------------------------------------------------------------------------------------------------------------------------------------------------------------------------------------------------|
| Conference gets created by using Click-2-Conference feature to add C into conference | <p>For A:</p> <p>CONNECTED</p> <p>reason = DIRECT</p> <p>ExtendedCallReason = DIRECT</p> <p>CONFERENCED</p> <p>Calling = A, Called = B, Connected = B</p> <p>CONFERENCED</p> <p>Calling = A, Called = C, Connected = C</p> <p>For B:</p> <p>CONNECTED</p> <p>reason = DIRECT</p> <p>ExtendedCallReason = DIRECT</p> <p>CONFERENCED</p> <p>Calling = A, Called = B, Connected = A</p> <p>CONFERENCED</p> <p>Calling = B, Called = C, Connected = C</p> <p>For C</p> <p>CONNECTED</p> <p>Reason = UNKNOWN</p> <p>ExtendedCallReason = ClickToConference</p> <p>CONFERENCED</p> <p>Calling = C, Called = A, Connected = A</p> <p>CONFERENCED</p> <p>Calling = C, Called = B, Connected = B</p> |

| Action                                 | Events                                                                                                                                                                                                                                                                                               |
|----------------------------------------|------------------------------------------------------------------------------------------------------------------------------------------------------------------------------------------------------------------------------------------------------------------------------------------------------|
| Drop C from Click-2-Conference feature | <p>For A</p> <p>CONNECTED</p> <p>Reason = DIRECT</p> <p>ExtendedCallReason = DIRECT</p> <p>Calling = A, Called = B, Connected = B</p> <p>For B</p> <p>CONNECTED</p> <p>Reason = DIRECT</p> <p>ExtendedCallReason = DIRECT</p> <p>Calling = A, Called = B, Connected = A</p> <p>For C</p> <p>IDLE</p> |

## Drop Entire Conference by Using Click-2-Conference Feature

| Action                                                                               | Events                                                                                                                                                                                                                                                                                                                                                                                                                                                                                                                                                                                                                                                                                      |
|--------------------------------------------------------------------------------------|---------------------------------------------------------------------------------------------------------------------------------------------------------------------------------------------------------------------------------------------------------------------------------------------------------------------------------------------------------------------------------------------------------------------------------------------------------------------------------------------------------------------------------------------------------------------------------------------------------------------------------------------------------------------------------------------|
| Conference gets created by using Click-2-Conference feature to add C into conference | <p>For A:</p> <p>CONNECTED</p> <p>reason = DIRECT</p> <p>ExtendedCallReason = DIRECT</p> <p>CONFERENCED</p> <p>Calling = A, Called = B, Connected = B</p> <p>CONFERENCED</p> <p>Calling = A, Called = C, Connected = C</p> <p>For B:</p> <p>CONNECTED</p> <p>reason = DIRECT</p> <p>ExtendedCallReason = DIRECT</p> <p>CONFERENCED</p> <p>Calling = A, Called = B, Connected = A</p> <p>CONFERENCED</p> <p>Calling = B, Called = C, Connected = C</p> <p>For C</p> <p>CONNECTED</p> <p>Reason = UNKNOWN</p> <p>ExtendedCallReason = ClickToConference</p> <p>CONFERENCED</p> <p>Calling = C, Called = A, Connected = A</p> <p>CONFERENCED</p> <p>Calling = C, Called = B, Connected = B</p> |
| Drop entire conference                                                               | <p>For A</p> <p>IDLE</p><br><p>For B</p> <p>IDLE</p><br><p>For C</p> <p>IDLE</p>                                                                                                                                                                                                                                                                                                                                                                                                                                                                                                                                                                                                            |

# Conference Enhancements

## Noncontroller Adding Parties to Conferences

A,B, and C exist in a conference that A created.

| Action                                     | Events                                                                                                                                                                                                                                                                                                                                                                                                                                                                                                                                                                      |
|--------------------------------------------|-----------------------------------------------------------------------------------------------------------------------------------------------------------------------------------------------------------------------------------------------------------------------------------------------------------------------------------------------------------------------------------------------------------------------------------------------------------------------------------------------------------------------------------------------------------------------------|
| A,B, and C exist in a conference           | <p>At A:</p> <p>Conference – Caller = A, Called = B, Connected = B<br/>Connected</p> <p>Conference – Caller = A, Called = C, Connected = C</p> <p>At B:</p> <p>Conference – Caller = A, Called = B, Connected = A<br/>Connected</p> <p>Conference – Caller = B, Called = C, Connected = C</p> <p>At C:</p> <p>Conference – Caller = B, Called = C, Connected = B<br/>Connected</p> <p>Conference – Caller = C, Called = A, Connected = A</p>                                                                                                                                |
| C issues a linePrepareAddToConference to D | <p>At A:</p> <p>Conference – Caller = A, Called = B, Connected = B<br/>Connected</p> <p>Conference – Caller = A, Called = C, Connected = C</p> <p>At B:</p> <p>Conference – Caller = A, Called = B, Connected = A<br/>Connected</p> <p>Conference – Caller = B, Called = C, Connected = C</p> <p>At C:</p> <p>Conference – Caller = B, Called = C, Connected = B<br/>OnHoldPendConf</p> <p>Conference – Caller = C, Called = A, Connected = A<br/>Connected -Caller = C, Called = D, Connected = D</p> <p>At D:</p> <p>Connected -Caller = C, Called = D, Connected = C</p> |

| Action                              | Events                                                                                                                                                                                                                                                                                                                                                                                                                                                                                                                                                                                                                                                                                                                                                                                                                  |
|-------------------------------------|-------------------------------------------------------------------------------------------------------------------------------------------------------------------------------------------------------------------------------------------------------------------------------------------------------------------------------------------------------------------------------------------------------------------------------------------------------------------------------------------------------------------------------------------------------------------------------------------------------------------------------------------------------------------------------------------------------------------------------------------------------------------------------------------------------------------------|
| C issues a lineAddToConference to D | <p>At A:</p> <p>Conference – Caller = A, Called = B, Connected = B<br/>Connected</p> <p>Conference – Caller = A, Called = C, Connected = C<br/>Conference – Caller = A, Called = D, Connected = D</p> <p>At B:</p> <p>Conference – Caller = A, Called = B, Connected = A<br/>Connected</p> <p>Conference – Caller = B, Called = C, Connected = C<br/>Conference – Caller = B, Called = D, Connected = D</p> <p>At C:</p> <p>Conference – Caller = B, Called = C, Connected = B<br/>Connected</p> <p>Conference – Caller = C, Called = A, Connected = A<br/>Conference – Caller = C, Called = D, Connected = D</p> <p>At D:</p> <p>Conference – Caller = C, Called = D, Connected = C<br/>Connected</p> <p>Conference – Caller = D, Called = A, Connected = A<br/>Conference – Caller = D, Called = B, Connected = B</p> |

## Chaining Two Ad Hoc Conferences Using Join

| Actions                                                                                           | TSP CallInfo                                                                                                                                                                                                                                                                                                                                                                                                                                                                  |
|---------------------------------------------------------------------------------------------------|-------------------------------------------------------------------------------------------------------------------------------------------------------------------------------------------------------------------------------------------------------------------------------------------------------------------------------------------------------------------------------------------------------------------------------------------------------------------------------|
| A calls B, B answers, then B initiates conference to C, C answers, and B completes the conference | At A:<br>GCID-1<br>CONNECTED : Caller = Unknown<br>Caller = Unknown<br>CONFERENCED : Caller = A<br>Called = B<br>CONFERENCED : Caller = A<br>Called = C<br>At B:<br>GCID-1<br>CONNECTED : Caller = Unknown<br>Caller = Unknown<br>CONFERENCED : Caller = A<br>Called = B<br>CONFERENCED : Caller = B<br>Called = C<br>At C:<br>GCID-1<br>CONNECTED : Caller = Unknown<br>Caller = Unknown<br>CONFERENCED : Caller = B<br>Called = C<br>CONFERENCED : Caller = C<br>Called = A |

| Actions                                        | TSP CallInfo                                                                                                                                                                                                                                                                                                                                                                                                                                                                                                                                                                                                                                                                                                                                                                                                                                |
|------------------------------------------------|---------------------------------------------------------------------------------------------------------------------------------------------------------------------------------------------------------------------------------------------------------------------------------------------------------------------------------------------------------------------------------------------------------------------------------------------------------------------------------------------------------------------------------------------------------------------------------------------------------------------------------------------------------------------------------------------------------------------------------------------------------------------------------------------------------------------------------------------|
| C initiates or completes conference to D and E | <p>No Change for A and B</p> <p>At C:</p> <p>-First conference</p> <p>GCID-1</p> <p>ONHOLD : Caller = Unknown</p> <p>Caller = Unknown</p> <p>CONFERENCED : Caller = A</p> <p>Called = B</p> <p>CONFERENCED : Caller = A</p> <p>Called = C</p> <p>-Second conference</p> <p>GCID-2</p> <p>CONNECTED : Caller = Unknown</p> <p>Caller = Unknown</p> <p>CONFERENCED : Caller = C</p> <p>Called = D</p> <p>CONFERENCED : Caller = C</p> <p>Called = E</p> <p>At D:</p> <p>GCID-2</p> <p>CONNECTED : Caller = Unknown</p> <p>Caller = Unknown</p> <p>CONFERENCED : Caller = C</p> <p>Called = D</p> <p>CONFERENCED : Caller = D</p> <p>Called = E</p> <p>At E:</p> <p>GCID-2</p> <p>CONNECTED : Caller = Unknown</p> <p>Caller = Unknown</p> <p>CONFERENCED : Caller = C</p> <p>Called = E</p> <p>CONFERENCED : Caller = E</p> <p>Called = D</p> |

| Actions                                                                                     | TSP CallInfo                                                                                                                                                                                                                                                                                                                                                                                                                                                                                                                                                                                                                                                                                                                                                                                      |
|---------------------------------------------------------------------------------------------|---------------------------------------------------------------------------------------------------------------------------------------------------------------------------------------------------------------------------------------------------------------------------------------------------------------------------------------------------------------------------------------------------------------------------------------------------------------------------------------------------------------------------------------------------------------------------------------------------------------------------------------------------------------------------------------------------------------------------------------------------------------------------------------------------|
| C initiates JOIN request to join to conference call together, with GCID as the primary call | <p>At A:</p> <p>GCID-1</p> <p>CONNECTED : Caller = Unknown</p> <p>Caller = Unknown</p> <p>CONFERENCED : Caller = A</p> <p>Called = B</p> <p>CONFERENCED : Caller = A</p> <p>Called = C</p> <p>CONFERENCED : Caller = A</p> <p>Called = Conference-2</p> <p>At B :</p> <p>GCID-1</p> <p>CONNECTED : Caller = Unknown</p> <p>Caller = Unknown</p> <p>CONFERENCED : Caller = A</p> <p>Called = B</p> <p>CONFERENCED : Caller = B</p> <p>Called = C</p> <p>CONFERENCED : Caller = B</p> <p>Called = Conference-2</p> <p>At C:</p> <p>-First conference</p> <p>GCID-1</p> <p>CONNECTED : Caller = Unknown</p> <p>Caller = Unknown</p> <p>CONFERENCED : Caller = B</p> <p>Called = C</p> <p>CONFERENCED : Caller = C</p> <p>Called = A</p> <p>CONFERENCED : Caller = C</p> <p>Called = Conference-2</p> |

| Actions | TSP CallInfo                                                                                                                                                                                                                                                                                                                                  |
|---------|-----------------------------------------------------------------------------------------------------------------------------------------------------------------------------------------------------------------------------------------------------------------------------------------------------------------------------------------------|
|         | At D:<br>GCID-2<br>CONNECTED : Caller = Unknown<br>Caller = Unknown<br>CONFERENCED : Caller = D<br>Called = E<br>CONFERENCED : Caller = D<br>Called = Conference-1<br><br>At E :<br>GCID-2<br>CONNECTED : Caller = Unknown<br>Caller = Unknown<br>CONFERENCED : Caller = E<br>Called = D<br>CONFERENCED : Caller = E<br>Called = Conference-1 |

## CTI Remote Device

### Expose Remote Destination Info for CTI Remote Device in ProviderDeviceLineInfoEvent

PreCondition: User has a CTI remote device "CTIRD1" under it control list. CTIRD1 device has 3 remote destinations configured.

| Action                                                                                      | CTI messages/Events                                                                                                                             |
|---------------------------------------------------------------------------------------------|-------------------------------------------------------------------------------------------------------------------------------------------------|
| Application opens the provider.                                                             | CTI acquires the devices which are under control list of the user                                                                               |
| Application sends GetSignleDeviceAndLineInfoRequest to CTI to fetch info for CTIRD1 device. | CTI sends ProviderDeviceLineInfoEvent to application and exposes 3 RDs configured on the device as part of "Remote Destination Info" structure. |

### Expose Remote Destination Info for CTI Remote Device in ProviderDeviceRegisteredWithLineInfoNotify

PreCondition: User has a CTI remote device "CTIRD1" under it control list. CTIRD1 device has 3 remote destinations configured.

| Action                                                                                              | CTI messages/Events                                                                                                                                            |
|-----------------------------------------------------------------------------------------------------|----------------------------------------------------------------------------------------------------------------------------------------------------------------|
| Application opens the provider.                                                                     | CTI acquires the devices which are under control list of the user                                                                                              |
| Application sends GetSignleDeviceAndLineInfoRequest to application to fetch info for CTIRD1 device. | CTI sends ProviderDeviceLineInfoEvent to application and exposes 3 RDs configured on the device as part of "Remote Destination Info" structure.                |
| Application resets the device CTIRD1 from the admin page.                                           | CTI sends ProviderDeviceRegisteredWithLineInfoNotify to application and exposes 3 RDs configured on the device as part of "Remote Destination Info" structure. |

### Expose New Device Type for CTI Remote Device

Precondition:

CTIRD (CTI Remote Device -Name: CTIRDdrajesh)

Remote Destinations configured/will be configured on CTI Remote Device:

RD1-CTIRD -(Name: Mobile, Number: 914086271309)

RD2-CTIRD -(Name: Office, Number: 914089022131)

Line-A (DN -1000) -Line-A configured on CTI Remote Device (shared line of Enterprise DN -1000 configured on Device EP)

EP (Enter Prise Phone -SCCP -IP Phone)

Line-A' -DN -1000 configured on Device EP

CSF (CSF Device -Name: CSFdrajesh)

Line-A" -DN -1000 configured on Device CSF

Remote Destination configured on CSF device:

RD1-CSF -(Name: CSF-Mobile, Number: 914086271310)

RD2-CSF -(Name: CSF-Office, Number: 914089022132)

| Action                                               | TAPI messages                     | TAPI structures                                                                                                          |
|------------------------------------------------------|-----------------------------------|--------------------------------------------------------------------------------------------------------------------------|
| PhoneInitializeEx                                    | Devices are Enumerated            |                                                                                                                          |
| PhoneGetDevCaps() with DeviceID = DeviceId of CTIRD. | PhoneGetDevCaps() returns success | PHONECAPS::PhoneInfo = "CTI Remote Device"<br>PHONECAPS:: PhoneName = "Cisco Phone: [CTIRDdrajesh]"                      |
| PhoneGetDevCaps() with DeviceID = DeviceId of CSF.   | PhoneGetDevCaps() returns success | PHONECAPS::PhoneInfo = "Cisco Unified Client Services Framework"<br>PHONECAPS:: PhoneName = "Cisco Phone: [CSF-drajesh]" |

### Enumerating CTI Remote Devices and Exposing Remote Destination Information to Application

Precondition: same as above usecase; RD1-CTIRD and RD1-CSF are configured on respective devices

| Action                                                              | TAPI messages                    | TAPI structures                                                                                                                                                                                                                                                                                                             |
|---------------------------------------------------------------------|----------------------------------|-----------------------------------------------------------------------------------------------------------------------------------------------------------------------------------------------------------------------------------------------------------------------------------------------------------------------------|
| LineInitializeEx                                                    | Lines are Enumerated             |                                                                                                                                                                                                                                                                                                                             |
| LineGetDevCaps() with dwDeviceID = LineDeviceId of Line-A on CTIRD. | LineGetDevCaps() returns success | LINEDEVCAPS::DevSpecific<br>dwLineTypes =<br>LINEDEVCAPSDEVSPECIFIC_REMOTEDEVICE (0x00000008)<br>DeviceProtocolType =<br>DeviceProtocolType_CTI_REMOTE_DEVICE(0x03)<br>Remote Destination Info:<br>unicodeRDName = "Mobile"<br>RDNumber = "91486271309"<br>isActiveRD = 0x00000000<br>IsMyAppLastToSetActiveRD = 0x00000000 |
| LineGetDevCaps() with dwDeviceID = LineDeviceId of Line-A" on CSF.  | LineGetDevCaps() returns success | LINEDEVCAPS::DevSpecific<br>dwLineTypes = (0x00000000)<br>DeviceProtocolType =<br>DeviceProtocolType_SIP (0x02)<br>Remote Destination Info:<br>unicodeRDName = "CSF-Mobile"<br>RDNumber = "91486271310"<br>isActiveRD = 0x00000000<br>IsMyAppLastToSetActiveRD = 0x00000000                                                 |

### Add Remote Destination From Admin and Expose Multiple Remote Destination Information to Application

Precondition: In addition to above usecase

| Action           | TAPI messages        | TAPI structures |
|------------------|----------------------|-----------------|
| LineInitializeEx | Lines are Enumerated |                 |

| Action                                                                                                                                | TAPI messages                                                                                                                     | TAPI structures                                                                                                                                                                                                                                                                                                             |
|---------------------------------------------------------------------------------------------------------------------------------------|-----------------------------------------------------------------------------------------------------------------------------------|-----------------------------------------------------------------------------------------------------------------------------------------------------------------------------------------------------------------------------------------------------------------------------------------------------------------------------|
| LineGetDevCaps() with dwDeviceID = LineDeviceId of Line-A on CTIRD.                                                                   | LineGetDevCaps() returns success                                                                                                  | LINEDEVCAPS::DevSpecific<br>dwLineTypes =<br>LINEDEVCAPSDEVSPECIFIC_REMOTEDEVICE (0x00000008)<br>DeviceProtocolType =<br>DeviceProtocolType_CTI_REMOTE_DEVICE(0x03)<br>Remote Destination Info:<br>unicodeRDName = "Mobile"<br>RDNumber = "91486271309"<br>isActiveRD = 0x00000000<br>IsMyAppLastToSetActiveRD = 0x00000000 |
| LineOpen() with ExtVer-0x000C0000<br>dwDeviceID = LineDeviceID of Line-A on CTIRD                                                     | LineOpen() returns Success<br>Line INSERVICE EVENT<br>Event = LINE_LINEDEVSTATE<br>dwParam1 =<br>LINEDEVSTATE_INSERVICE           |                                                                                                                                                                                                                                                                                                                             |
| Add other Remote Destination<br>RD2-CTIRD on CTI Remote Device from Admin Pages<br>RD2-CTIRD Info -(Name: Office, Number: 4089022131) | EVENT = LINE_DEVSPECIFIC<br>dwParam1 =<br>SLDSMT_LINE_PROPERTY_CHANGED<br>dwParam2 =<br>LPCT_REMOTE_DESTINATION_INFO (0x00004000) |                                                                                                                                                                                                                                                                                                                             |

| Action                                                              | TAPI messages                    | TAPI structures                                                                                                                                                                                                                                                                                                                                                                                                            |
|---------------------------------------------------------------------|----------------------------------|----------------------------------------------------------------------------------------------------------------------------------------------------------------------------------------------------------------------------------------------------------------------------------------------------------------------------------------------------------------------------------------------------------------------------|
| LineGetDevCaps() with dwDeviceID = LineDeviceId of Line-A on CTIRD. | LineGetDevCaps() returns success | LINEDEVCAPS::DevSpecific<br>dwLineTypes =<br>LINEDEVCAPSDEVSPECIFIC_REMOTEDEVICE (0x00000008)<br>DeviceProtocolType =<br>DeviceProtocolType_CTI_REMOTE_DEVICE(0x03)<br>Remote Destination Info:<br>unicodeRDName = "Mobile"<br>RDNumber = "91486271309"<br>isActiveRD = 0x00000000<br>unicodeRDName = "Office"<br>RDNumber = "4089022131"<br>isActiveRD = 0x00000000<br>IsMyAppLastToSetActiveRD = 0x00000000              |
| Variation :<br>Test the same on CSF device [CSF-Line-A"]            |                                  | Same as for CTI Remote Device other than dwLineTypes and DeviceProtocolType Info.<br>dwLineTypes = (0x00000000)<br>DeviceProtocolType =<br>DeviceProtocolType_SIP (0x02)<br>Remote Destination Info:<br>unicodeRDName = "CSF-Mobile"<br>RDNumber = "91486271310"<br>isActiveRD = 0x00000000<br>unicodeRDName = "CSF-Office"<br>RDNumber = "4089022132"<br>isActiveRD = 0x00000000<br>IsMyAppLastToSetActiveRD = 0x00000000 |

### Update RD Info (RDName/Number/Both) From Admin -RD Info Change Notification to Application

Precondition: continuation from previous UseCase

| Action                                                                                                                                     | TAPI messages                                                                                                                     | TAPI structures                                                                                                                                                                                                                                                                                                                                                                                                                            |
|--------------------------------------------------------------------------------------------------------------------------------------------|-----------------------------------------------------------------------------------------------------------------------------------|--------------------------------------------------------------------------------------------------------------------------------------------------------------------------------------------------------------------------------------------------------------------------------------------------------------------------------------------------------------------------------------------------------------------------------------------|
| LineInitializeEx                                                                                                                           | Lines are Enumerated                                                                                                              |                                                                                                                                                                                                                                                                                                                                                                                                                                            |
| LineGetDevCaps() with dwDeviceID = LineDeviceId of Line-A on CTIRD.                                                                        | LineGetDevCaps() returns success                                                                                                  | LINEDEVCAPS::DevSpecific<br>LINEDEVCAPS::DevSpecific<br>dwLineTypes =<br>LINEDEVCAPSDEVSPECIFIC_REMOTEDEVICE (0x00000008)<br>DeviceProtocolType =<br>DeviceProtocolType_CTIR_REMOTE_DEVICE(0x03)<br>Remote Destination Info:<br>unicodeRDName = "Mobile"<br>RDNumber = "91486271309"<br>isActiveRD = 0x00000000<br>unicodeRDName = "Office"<br>RDNumber = "4089022131"<br>isActiveRD = 0x00000000<br>IsMyAppLastToSetActiveRD = 0x00000000 |
| LineOpen() with ExtVer-0x000C0000<br>dwDeviceID = LineDeviceID of Line-A on CTIRD                                                          | LineOpen() returns Success<br>Line INSERVICE EVENT<br>Event = LINE_LINEDEVSTATE<br>dwParam1 =<br>LINEDEVSTATE_INSERVICE           |                                                                                                                                                                                                                                                                                                                                                                                                                                            |
| Update Remote Destination RD2-CTIRD Name on CTI Remote Device "CTIRD" from Admin Pages<br>RD2-CTIRD Info -(Name: Home, Number: 4089022132) | EVENT = LINE_DEVSPECIFIC<br>dwParam1 =<br>SLDSMT_LINE_PROPERTY_CHANGED<br>dwParam2 =<br>LPCT_REMOTE_DESTINATION_INFO (0x00004000) |                                                                                                                                                                                                                                                                                                                                                                                                                                            |

| Action                                                                                                                              | TAPI messages                                                                                                               | TAPI structures                                                                                                                                                                                                                                                  |
|-------------------------------------------------------------------------------------------------------------------------------------|-----------------------------------------------------------------------------------------------------------------------------|------------------------------------------------------------------------------------------------------------------------------------------------------------------------------------------------------------------------------------------------------------------|
| LineGetDevCaps() with dwDeviceID = LineDeviceId of Line-A on CTIRD.                                                                 | LineGetDevCaps() returns success                                                                                            | LINEDEVCAPS::DevSpecific<br>Remote Destination Info:<br>unicodeRDName = "Mobile"<br>RDNumber = "91486271309"<br>isActiveRD = 0x00000000<br>unicodeRDName = "Home"<br>RDNumber = "4089022132"<br>isActiveRD = 0x00000000<br>IsMyAppLastToSetActiveRD = 0x00000000 |
| Update Remote Destination RD2-CTIRD Number on CTI Remote Device CTIRD from Admin Pages<br>RD2Info -(Name: Home, Number: 4089021234) | EVENT = LINE_DEVSPECIFIC<br>dwParam1 = SLDSMT_LINE_PROPERTY_CHANGED<br>dwParam2 = LPCT_REMOTE_DESTINATION_INFO (0x00004000) |                                                                                                                                                                                                                                                                  |
| LineGetDevCaps() with dwDeviceID =                                                                                                  | LineGetDevCaps() returns                                                                                                    | LINEDEVCAPS::DevSpecific                                                                                                                                                                                                                                         |
| LineDeviceId of Line-A on CTIRD.                                                                                                    | success                                                                                                                     | Remote Destination Info:<br>unicodeRDName = "Mobile"<br>RDNumber = "91486271309"<br>isActiveRD = 0x00000000<br>unicodeRDName = "Home"<br>RDNumber = "4089021234"<br>isActiveRD = 0x00000000<br>IsMyAppLastToSetActiveRD = 0x00000000                             |

| Action                                                                                                                                                      | TAPI messages                                                                                                                                                                                                                                                                                    | TAPI structures                                                                                                                                                                                                                                                                                       |
|-------------------------------------------------------------------------------------------------------------------------------------------------------------|--------------------------------------------------------------------------------------------------------------------------------------------------------------------------------------------------------------------------------------------------------------------------------------------------|-------------------------------------------------------------------------------------------------------------------------------------------------------------------------------------------------------------------------------------------------------------------------------------------------------|
| Update Remote Destination RD2-CTIRD<br>Name and Number on CTI Remote Device<br>CTIRD from Admin Pages<br><br>RD2Info -(Name: Office, Number:<br>4089022131) | EVENT = LINE_DEVSPECIFIC<br><br>dwParam1 =<br>SLDSMT_LINE_PROPERTY_CHANGED<br><br>dwParam2 =<br>LPCT_REMOTE_DESTINATION_INFO<br>(0x00004000)<br><br>EVENT = LINE_DEVSPECIFIC<br><br>dwParam1 =<br>SLDSMT_LINE_PROPERTY_CHANGED<br><br>dwParam2 =<br>LPCT_REMOTE_DESTINATION_INFO<br>(0x00004000) |                                                                                                                                                                                                                                                                                                       |
| LineGetDevCaps() with dwDeviceID =<br>LineDeviceId of Line-A on CTIRD.                                                                                      | LineGetDevCaps() returns success                                                                                                                                                                                                                                                                 | LINEDEVCAPS::DevSpecific<br><br>Remote Destination Info:<br><br>unicodeRDName = "Mobile"<br><br>RDNumber = "91486271309"<br><br>isActiveRD = 0x00000000<br><br>unicodeRDName = "Office"<br><br>RDNumber = "4089022131"<br><br>isActiveRD = 0x00000000<br><br>IsMyAppLastToSetActiveRD =<br>0x00000000 |
| Variation :<br><br>Test the same on CSF device [CSF<br>-Line-A"]                                                                                            |                                                                                                                                                                                                                                                                                                  | Same as for CTI Remote Device other than<br>dwLineTypes and DeviceProtocolType Info<br>with respective RD Info.<br><br>dwLineTypes = (0x00000000)<br><br>DeviceProtocolType =<br><br>DeviceProtocolType_SIP (0x02)                                                                                    |

### Remove RD From Admin -RD Info Change Notification to Application

Precondition: continuation from previous UseCase

| Action           | TAPI messages        | TAPI structures |
|------------------|----------------------|-----------------|
| LineInitializeEx | Lines are Enumerated |                 |

| Action                                                                                                                         | TAPI messages                                                                                                                     | TAPI structures                                                                                                                                                                                                                                                                                                                                                                                               |
|--------------------------------------------------------------------------------------------------------------------------------|-----------------------------------------------------------------------------------------------------------------------------------|---------------------------------------------------------------------------------------------------------------------------------------------------------------------------------------------------------------------------------------------------------------------------------------------------------------------------------------------------------------------------------------------------------------|
| LineGetDevCaps() with dwDeviceID = LineDeviceId of Line-A on CTIRD.                                                            | LineGetDevCaps() returns success                                                                                                  | LINEDEVCAPS::DevSpecific<br>dwLineTypes =<br>LINEDEVCAPSDEVSPECIFIC_REMOTEDEVICE (0x00000008)<br>DeviceProtocolType =<br>DeviceProtocolType_CTI_REMOTE_DEVICE(0x03)<br>Remote Destination Info:<br>unicodeRDName = "Mobile"<br>RDNumber = "91486271309"<br>isActiveRD = 0x00000000<br>unicodeRDName = "Office"<br>RDNumber = "4089022131"<br>isActiveRD = 0x00000000<br>IsMyAppLastToSetActiveRD = 0x00000000 |
| LineOpen() with ExtVer-0x000C0000<br>dwDeviceID = LineDeviceID of Line-A                                                       | LineOpen() returns Success<br>Line INSERVICE EVENT<br>Event = LINE_LINEDEVSTATE<br>dwParam1 =<br>LINEDEVSTATE_INSERVICE           |                                                                                                                                                                                                                                                                                                                                                                                                               |
| Remove Remote Destination RD2-CTIRD on CTI Remote Device CTIRD from Admin Pages<br>RD2Info -(Name: Office, Number: 4089022131) | EVENT = LINE_DEVSPECIFIC<br>dwParam1 =<br>SLDSMT_LINE_PROPERTY_CHANGED<br>dwParam2 =<br>LPCT_REMOTE_DESTINATION_INFO (0x00004000) |                                                                                                                                                                                                                                                                                                                                                                                                               |
| LineGetDevCaps() with dwDeviceID = LineDeviceId of Line-A.                                                                     | LineGetDevCaps() returns success                                                                                                  | LINEDEVCAPS::DevSpecific<br>Remote Destination Info:<br>unicodeRDName = "Mobile"<br>RDNumber = "91486271309"<br>isActiveRD = 0x00000000<br>IsMyAppLastToSetActiveRD = 0x00000000                                                                                                                                                                                                                              |

| Action                                                   | TAPI messages | TAPI structures                                                                                                                                                              |
|----------------------------------------------------------|---------------|------------------------------------------------------------------------------------------------------------------------------------------------------------------------------|
| Variation :<br>Test the same on CSF device [CSF-Line-A"] |               | Same as for CTI Remote Device other than dwLineTypes and DeviceProtocolType Info.<br><br>dwLineTypes = (0x00000000)<br>DeviceProtocolType =<br>DeviceProtocolType_SIP (0x02) |

### Remote Destination Information on CTI RemoteDevice/CSF Device Which Does Not Have Remote Destination's Configured

Precondition: In addition to above usecase

CTIRD2 (CTI remote device -doesn't have any RemoteDestination's configured)

| Action                                                               | TAPI messages                    | TAPI structures                                                                                                                                                                                                                                                                                                                                                                     |
|----------------------------------------------------------------------|----------------------------------|-------------------------------------------------------------------------------------------------------------------------------------------------------------------------------------------------------------------------------------------------------------------------------------------------------------------------------------------------------------------------------------|
| LineInitializeEx                                                     | Lines are Enumerated             |                                                                                                                                                                                                                                                                                                                                                                                     |
| LineGetDevCaps() with dwDeviceID = LineDeviceId of Line-C on CTIRD2. | LineGetDevCaps() returns success | LINEDEVCAPS::DevSpecific<br>dwLineTypes =<br>LINEDEVCAPSDEVSPECIFIC_REMOTEDEVICE (0x00000008)<br>DeviceProtocolType =<br>DeviceProtocolType_CTI_REMOTE_DEVICE(0x03)<br>Remote Destination Info is empty<br>RemoteDestinationOffset = 0<br>RemoteDestinationSize = 0<br>RemoteDestinationCount = 0<br>RemoteDestinationElementFixedSize = 0<br>IsMyAppLastToSetActiveRD = 0x00000000 |

### Remote Destination Information on Non CTI RemoteDevice / CSF Device

Precondition: In addition to above usecase

| Action           | TAPI messages        | TAPI structures |
|------------------|----------------------|-----------------|
| LineInitializeEx | Lines are Enumerated |                 |

| Action                                                            | TAPI messages                    | TAPI structures                                                                                                                                                                                                                                                                                       |
|-------------------------------------------------------------------|----------------------------------|-------------------------------------------------------------------------------------------------------------------------------------------------------------------------------------------------------------------------------------------------------------------------------------------------------|
| LineGetDevCaps() with dwDeviceID = LineDeviceId of Line-A' on EP. | LineGetDevCaps() returns success | LINEDEVCAPS::DevSpecific<br>DeviceProtocolType =<br>DeviceProtocolType_SCCP (0x01)<br>Remote Destination Info is empty<br>RemoteDestinationOffset = 0<br>RemoteDestinationSize = 0<br>RemoteDestinationCount = 0<br>RemoteDestinationElementFixedSize = 0<br>IsMyAppLastToSetActiveRD =<br>0x00000000 |

### Add RD From Application -RD Info Change Notification to Application

Precondition: Remove All RD's from Admin Page

| Action                                                              | TAPI messages                    | TAPI structures                                                                                                                                                                                                                                                                                                                                                                |
|---------------------------------------------------------------------|----------------------------------|--------------------------------------------------------------------------------------------------------------------------------------------------------------------------------------------------------------------------------------------------------------------------------------------------------------------------------------------------------------------------------|
| LineInitializeEx                                                    | Lines are Enumerated             |                                                                                                                                                                                                                                                                                                                                                                                |
| LineGetDevCaps() with dwDeviceID = LineDeviceId of Line-A on CTIRD. | LineGetDevCaps() returns success | LINEDEVCAPS::DevSpecific<br>dwLineTypes =<br>LINEDEVCAPSDEVSPECIFIC_REMOTEDEVICE (0x00000008)<br>DeviceProtocolType =<br>DeviceProtocolType_CTI_REMOTE_DEVICE(0x03)<br>Remote Destination Info:<br>RemoteDestinationOffset = 0<br>RemoteDestinationSize = 0<br>RemoteDestinationCount = 0<br>RemoteDestinationElementFixedSize = 0<br>IsMyAppLastToSetActiveRD =<br>0x00000000 |

| Action                                                                                                                                                                                                                                                                             | TAPI messages                                                                                                                                                                                                                                                                              | TAPI structures                                                                                                                                                                    |
|------------------------------------------------------------------------------------------------------------------------------------------------------------------------------------------------------------------------------------------------------------------------------------|--------------------------------------------------------------------------------------------------------------------------------------------------------------------------------------------------------------------------------------------------------------------------------------------|------------------------------------------------------------------------------------------------------------------------------------------------------------------------------------|
| LineOpen() with ExtVer=0x000C0000<br>dwDeviceID = LineDeviceID of Line-A<br>Add Remote Destination RD2-CTIRD to CTI Remote Device CTIRD:<br>CiscoLineDevSpecific<br>AddRemoteDestination Req<br>m_RDNumber = "4089022131"<br>m_UnicodeRDName = "Office"<br>m_activeRD = 0x00000000 | LineOpen() returns Success<br>Line INSERVICE EVENT<br>Event = LINE_LINEDEVSTATE<br>dwParam1 =<br>LINEDEVSTATE_INSERVICE<br>LINE_REPLY with success<br>EVENT = LINE_DEVSPECIFIC<br>dwParam1 =<br>SLDSMT_LINE_PROPERTY_CHANGED<br>dwParam2 =<br>LPCT_REMOTE_DESTINATION_INFO<br>(0x00004000) |                                                                                                                                                                                    |
| LineGetDevCaps() with dwDeviceID =<br>LineDeviceID of Line-A.                                                                                                                                                                                                                      | LineGetDevCaps() returns success                                                                                                                                                                                                                                                           | LINEDEVCAPS::DevSpecific<br>Remote Destination Info:<br>unicodeRDName = "Office"<br>RDNumber = "4089022131"<br>isActiveRD = 0x00000000<br>IsMyAppLastToSetActiveRD =<br>0x00000000 |
| Variation :<br>Test the same on CSF device [CSF<br>-Line-A"]                                                                                                                                                                                                                       |                                                                                                                                                                                                                                                                                            | Same as for CTI Remote Device other than<br>dwLineTypes and DeviceProtocolType<br>Info.<br>dwLineTypes = (0x00000000)<br>DeviceProtocolType =<br>DeviceProtocolType_SIP (0x02)     |

### Update RD Info (RDNumber/RDName/Both) From Application -RD Info Change Notification to Application

Precondition: continuation from previous UseCase

| Action           | TAPI messages        | TAPI structures |
|------------------|----------------------|-----------------|
| LineInitializeEx | Lines are Enumerated |                 |

| Action                                                                                                                                                                                                                                                        | TAPI messages                                                                                                                                                | TAPI structures                                                                                                                                                                                                                                                                                                            |
|---------------------------------------------------------------------------------------------------------------------------------------------------------------------------------------------------------------------------------------------------------------|--------------------------------------------------------------------------------------------------------------------------------------------------------------|----------------------------------------------------------------------------------------------------------------------------------------------------------------------------------------------------------------------------------------------------------------------------------------------------------------------------|
| LineGetDevCaps() with dwDeviceID = LineDeviceId of Line-A.                                                                                                                                                                                                    | LineGetDevCaps() returns success                                                                                                                             | LINEDEVCAPS::DevSpecific<br>dwLineTypes =<br>LINEDEVCAPSDEVSPECIFIC_REMOTEDEVICE (0x00000008)<br>DeviceProtocolType =<br>DeviceProtocolType_CTI_REMOTE_DEVICE(0x03)<br>Remote Destination Info:<br>unicodeRDName = "Office"<br>RDNumber = "4089022131"<br>isActiveRD = 0x00000000<br>IsMyAppLastToSetActiveRD = 0x00000000 |
| LineOpen() with ExtVer-0x000C0000<br>dwDeviceID = LineDeviceID of Line-A                                                                                                                                                                                      | LineOpen() returns Success<br>Line INSERVICE EVENT<br>Event = LINE_LINEDEVSTATE<br>dwParam1 =<br>LINEDEVSTATE_INSERVICE                                      |                                                                                                                                                                                                                                                                                                                            |
| Update Remote Destination name of RD2-CTIRD on CTI Remote Device "CTIRD":<br>CiscoLineDevSpecific<br>UpdateRemoteDestination Req<br>m_RDNumber = "4089022131"<br>m_UnicodeRDName = "Office-Change"<br>m_NewRDNumber = "4089022131"<br>m_activeRD = 0x00000000 | LINE_REPLY with success<br>EVENT = LINE_DEVSPECIFIC<br>dwParam1 =<br>SLDSMT_LINE_PROPERTY_CHANGED<br>dwParam2 =<br>LPCT_REMOTE_DESTINATION_INFO (0x00004000) |                                                                                                                                                                                                                                                                                                                            |
| LineGetDevCaps() with dwDeviceID = LineDeviceId of Line-A.                                                                                                                                                                                                    | LineGetDevCaps() returns success                                                                                                                             | LINEDEVCAPS::DevSpecific<br>Remote Destination Info:<br>unicodeRDName = "Office-Change"<br>RDNumber = "4089022131"<br>isActiveRD = 0x00000000<br>IsMyAppLastToSetActiveRD = 0x00000000                                                                                                                                     |

| Action                                                                                                                                                                                                                                                               | TAPI messages                                                                                                                                                                                                                                                                                                                   | TAPI structures                                                                                                                                                                                        |
|----------------------------------------------------------------------------------------------------------------------------------------------------------------------------------------------------------------------------------------------------------------------|---------------------------------------------------------------------------------------------------------------------------------------------------------------------------------------------------------------------------------------------------------------------------------------------------------------------------------|--------------------------------------------------------------------------------------------------------------------------------------------------------------------------------------------------------|
| Update Remote Destination Number of RD2-CTIRD on CTI Remote Device "CTIRD":<br><br>CiscoLineDevSpecific<br>UpdateRemoteDestination Req<br>m_RDNumber = "4089022131"<br>m_UnicodeRDName = "Office-Change"<br>m_NewRDNumber = "4089020000"<br>m_activeRD = 0x00000000  | LINE_REPLY with success<br><br>EVENT = LINE_DEVSPECIFIC<br><br>dwParam1 =<br>SLDSMT_LINE_PROPERTY_CHANGED<br><br>dwParam2 =<br>LPCT_REMOTE_DESTINATION_INFO<br>(0x00004000)                                                                                                                                                     |                                                                                                                                                                                                        |
| LineGetDevCaps() with dwDeviceID = LineDeviceId of Line-A.                                                                                                                                                                                                           | LineGetDevCaps() returns success                                                                                                                                                                                                                                                                                                | LINEDEVCAPS::DevSpecific<br><br>Remote Destination Info:<br>unicodeRDName = "Office-Change"<br><br>RDNumber = "4089020000"<br><br>isActiveRD = 0x00000000<br><br>IsMyAppLastToSetActiveRD = 0x00000000 |
| Update Remote Destination Name and Number of RD2-CTIRD on CTI Remote Device "CTIRD":<br><br>CiscoLineDevSpecific<br>UpdateRemoteDestination Req<br>m_RDNumber = "408902000"<br>m_UnicodeRDName = "Office"<br>m_NewRDNumber = "4089022131"<br>m_activeRD = 0x00000000 | LINE_REPLY with success<br><br>EVENT = LINE_DEVSPECIFIC<br><br>dwParam1 =<br>SLDSMT_LINE_PROPERTY_CHANGED<br><br>dwParam2 =<br>LPCT_REMOTE_DESTINATION_INFO<br>(0x00004000)<br><br>EVENT = LINE_DEVSPECIFIC<br><br>dwParam1 =<br>SLDSMT_LINE_PROPERTY_CHANGED<br><br>dwParam2 =<br>LPCT_REMOTE_DESTINATION_INFO<br>(0x00004000) |                                                                                                                                                                                                        |
| LineGetDevCaps() with dwDeviceID = LineDeviceId of Line-A.                                                                                                                                                                                                           | LineGetDevCaps() returns success                                                                                                                                                                                                                                                                                                | LINEDEVCAPS::DevSpecific<br><br>Remote Destination Info:<br>unicodeRDName = "Office"<br><br>RDNumber = "4089022131"<br><br>isActiveRD = 0x00000000<br><br>IsMyAppLastToSetActiveRD = 0x00000000        |

| Action                                                   | TAPI messages | TAPI structures                                                                                                                                                              |
|----------------------------------------------------------|---------------|------------------------------------------------------------------------------------------------------------------------------------------------------------------------------|
| Variation :<br>Test the same on CSF device [CSF-Line-A"] |               | Same as for CTI Remote Device other than dwLineTypes and DeviceProtocolType Info.<br><br>dwLineTypes = (0x00000000)<br>DeviceProtocolType =<br>DeviceProtocolType_SIP (0x02) |

### Update RD Info (SetActive RD) From Application -RD Info Change Notification to Application

Precondition: continuation from previous UseCase

| Action                                                                   | TAPI messages                                                                                                           | TAPI structures                                                                                                                                                                                                                                                                                                                        |
|--------------------------------------------------------------------------|-------------------------------------------------------------------------------------------------------------------------|----------------------------------------------------------------------------------------------------------------------------------------------------------------------------------------------------------------------------------------------------------------------------------------------------------------------------------------|
| LineInitializeEx                                                         | Lines are Enumerated                                                                                                    |                                                                                                                                                                                                                                                                                                                                        |
| LineGetDevCaps() with dwDeviceID = LineDeviceId of Line-A on CTIRD.      | LineGetDevCaps() returns success                                                                                        | LINEDEVCAPS::DevSpecific<br><br>dwLineTypes =<br>LINEDEVCAPSDEVSPECIFIC_REMOTEDEVICE (0x00000008)<br><br>DeviceProtocolType =<br>DeviceProtocolType_CTI_REMOTE_DEVICE(0x03)<br><br>Remote Destination Info:<br>unicodeRDName = "Office"<br>RDNumber = "4089022131"<br>isActiveRD = 0x00000000<br>IsMyAppLastToSetActiveRD = 0x00000000 |
| LineOpen() with ExtVer-0x000C0000<br>dwDeviceID = LineDeviceID of Line-A | LineOpen() returns Success<br>Line INSERVICE EVENT<br>Event = LINE_LINEDEVSTATE<br>dwParam1 =<br>LINEDEVSTATE_INSERVICE |                                                                                                                                                                                                                                                                                                                                        |

| Action                                                                                                                                                                                                      | TAPI messages                                                                                                                        | TAPI structures                                                                                                                                                                    |
|-------------------------------------------------------------------------------------------------------------------------------------------------------------------------------------------------------------|--------------------------------------------------------------------------------------------------------------------------------------|------------------------------------------------------------------------------------------------------------------------------------------------------------------------------------|
| Set RD2-CTIRD as ActiveRD:<br>Req<br>CiscoLineDevSpecific<br>UpdateRemoteDestination Req<br>m_RDNumber = "4089022131"<br>m_UnicodeRDName = "Office"<br>m_RDNumber = "4089022131"<br>m_activeRD = 0x00000001 | EVENT = LINE_DEVSPECIFIC<br>dwParam1 =<br>SLDSMT_LINE_PROPERTY_CHANGED<br>dwParam2 =<br>LPCT_REMOTE_DESTINATION_INFO<br>(0x00004000) |                                                                                                                                                                                    |
| LineGetDevCaps() with dwDeviceID =<br>LineDeviceId of Line-A.                                                                                                                                               | LineGetDevCaps() returns success                                                                                                     | LINEDEVCAPS::DevSpecific<br>Remote Destination Info:<br>unicodeRDName = "Office"<br>RDNumber = "4089022131"<br>isActiveRD = 0x00000001<br>IsMyAppLastToSetActiveRD =<br>0x00000001 |
| LineShutdown()                                                                                                                                                                                              | LineShutdown success                                                                                                                 |                                                                                                                                                                                    |
| Active RD will be RESET to False when the Application which has set RD as ACTIVE is shutdown or closed                                                                                                      |                                                                                                                                      |                                                                                                                                                                                    |
| LineInitializeEx                                                                                                                                                                                            | Lines are Enumerated                                                                                                                 |                                                                                                                                                                                    |
| LineGetDevCaps() with dwDeviceID =<br>LineDeviceId of Line-A on CTIRD.                                                                                                                                      | LineGetDevCaps() returns success                                                                                                     | LINEDEVCAPS::DevSpecific<br>Remote Destination Info:<br>unicodeRDName = "Office"<br>RDNumber = "4089022131"<br>isActiveRD = 0x00000000<br>IsMyAppLastToSetActiveRD =<br>0x00000000 |
| Variation :<br>Test the same on CSF device [CSF<br>-Line-A"]                                                                                                                                                |                                                                                                                                      | Same as for CTI Remote Device other than<br>dwLineTypes and DeviceProtocolType<br>Info.<br>dwLineTypes = (0x00000000)<br>DeviceProtocolType =<br>DeviceProtocolType_SIP (0x02)     |

**Add Other RD (RD2-CTIRD with IsActive Set) From Application -RD Info Change Notification to Application**

Precondition: continuation from previous UseCase

| Action                                                                                                                                                                                                                                    | TAPI messages                                                                                                                        | TAPI structures                                                                                                                                                                                                                                                       |
|-------------------------------------------------------------------------------------------------------------------------------------------------------------------------------------------------------------------------------------------|--------------------------------------------------------------------------------------------------------------------------------------|-----------------------------------------------------------------------------------------------------------------------------------------------------------------------------------------------------------------------------------------------------------------------|
| LineInitializeEx                                                                                                                                                                                                                          | Lines are Enumerated                                                                                                                 |                                                                                                                                                                                                                                                                       |
| LineOpen() with ExtVer-0x000C0000<br>dwDeviceID = LineDeviceID of Line-A<br>on CTIRD                                                                                                                                                      | LineOpen() returns Success                                                                                                           |                                                                                                                                                                                                                                                                       |
| Set RD2-CTIRD -"Office" as ACTIVE                                                                                                                                                                                                         |                                                                                                                                      |                                                                                                                                                                                                                                                                       |
| LineGetDevCaps() with dwDeviceID =<br>LineDeviceId of Line-A.                                                                                                                                                                             | LineGetDevCaps() returns success                                                                                                     | LINEDEVCAPS::DevSpecific<br>Remote Destination Info:<br>unicodeRDName = "Office"<br>RDNumber = "4089022131"<br>isActiveRD = 0x00000001<br>IsMyAppLastToSetActiveRD =<br>0x00000001                                                                                    |
| Add Remote Destination RD1-CTIRD on<br>CTI Remote Device CTIRD with<br>"IsActive" set to true<br>CiscoLineDevSpecific<br>AddRemoteDestination Req<br>m_RDNumber = "914086271309"<br>m_UnicodeRDName = "Mobile"<br>m_activeRD = 0x00000001 | EVENT = LINE_DEVSPECIFIC<br>dwParam1 =<br>SLDSMT_LINE_PROPERTY_CHANGED<br>dwParam2 =<br>LPCT_REMOTE_DESTINATION_INFO<br>(0x00004000) |                                                                                                                                                                                                                                                                       |
| LineGetDevCaps() with dwDeviceID =<br>LineDeviceId of Line-A on CTIRD.                                                                                                                                                                    | LineGetDevCaps() returns success                                                                                                     | LINEDEVCAPS::DevSpecific<br>Remote Destination Info:<br>unicodeRDName = "Mobile"<br>RDNumber = "91486271309"<br>isActiveRD = 0x00000001<br>unicodeRDName = "Office"<br>RDNumber = "4089022131"<br>isActiveRD = 0x00000000<br>IsMyAppLastToSetActiveRD =<br>0x00000001 |

| Action                                                     | TAPI messages                                                                                                                                | TAPI structures                                                                                                                                                                                                                                                       |
|------------------------------------------------------------|----------------------------------------------------------------------------------------------------------------------------------------------|-----------------------------------------------------------------------------------------------------------------------------------------------------------------------------------------------------------------------------------------------------------------------|
| Variation :<br>Add RD1-CTIRD with IsActive RD = False      | EVENT = LINE_DEVSPECIFIC<br><br>dwParam1 =<br>SLDSMT_LINE_PROPERTY_CHANGED<br><br>dwParam2 =<br>LPCT_REMOTE_DESTINATION_INFO<br>(0x00004000) |                                                                                                                                                                                                                                                                       |
| LineGetDevCaps() with dwDeviceID = LineDeviceID of Line-A. | LineGetDevCaps() returns success                                                                                                             | LINEDEVCAPS::DevSpecific<br>Remote Destination Info:<br>unicodeRDName = "Mobile"<br>RDNumber = "91486271309"<br>isActiveRD = 0x00000000<br>unicodeRDName = "Office"<br>RDNumber = "4089022131"<br>isActiveRD = 0x00000001<br>IsMyAppLastToSetActiveRD =<br>0x00000001 |
| Variation :<br>Test the same on CSF device [CSF -Line-A"]  |                                                                                                                                              | Same as for CTI Remote Device other than dwLineTypes and DeviceProtocolType Info.<br><br>dwLineTypes = (0x00000000)<br>DeviceProtocolType =<br>DeviceProtocolType_SIP (0x02)                                                                                          |

### Update RD (RD1-CTIRD -Name, Number and Set IsActive) From Application -RD Info Change Notification to Application

Precondition: continuation from previous UseCase Variation (RD2 is added with IsActive = false)

| Action                                                                   | TAPI messages                                                                                                           | TAPI structures |
|--------------------------------------------------------------------------|-------------------------------------------------------------------------------------------------------------------------|-----------------|
| LineInitializeEx                                                         | Lines are Enumerated                                                                                                    |                 |
| LineOpen() with ExtVer-0x000C0000<br>dwDeviceID = LineDeviceID of Line-A | LineOpen() returns Success<br>Line INSERVICE EVENT<br>Event = LINE_LINEDEVSTATE<br>dwParam1 =<br>LINEDEVSTATE_INSERVICE |                 |
| Set RD2-CTIRD-"Office" as ACTIVE                                         |                                                                                                                         |                 |

| Action                                                                                                                                                                                                                                                                          | TAPI messages                                                                                                                                                                                                                                                                            | TAPI structures                                                                                                                                                                                                                                                        |
|---------------------------------------------------------------------------------------------------------------------------------------------------------------------------------------------------------------------------------------------------------------------------------|------------------------------------------------------------------------------------------------------------------------------------------------------------------------------------------------------------------------------------------------------------------------------------------|------------------------------------------------------------------------------------------------------------------------------------------------------------------------------------------------------------------------------------------------------------------------|
| LineGetDevCaps() with dwDeviceID = LineDeviceId of Line-A on CTIRD.                                                                                                                                                                                                             | LineGetDevCaps() returns success                                                                                                                                                                                                                                                         | LINEDEVCAPS::DevSpecific<br>Remote Destination Info:<br>unicodeRDName = "Mobile"<br>RDNumber = "91486271309"<br>isActiveRD = 0x00000000<br>unicodeRDName = "Office"<br>RDNumber = "4089022131"<br>isActiveRD = 0x00000001<br>IsMyAppLastToSetActiveRD = 0x00000001     |
| Update Remote Destination RD1-CTIRD on CTI Remote Device "CTIRD" with IsActive set to true<br>CiscoLineDevSpecific<br>UpdateRemoteDestination Req<br>m_RDNumber = "914086271309"<br>m_UnicodeRDName = "Mobile-t"<br>m_NewRDNumber = "91408627130900"<br>m_activeRD = 0x00000001 | *** 2 Change Notifications<br>EVENT = LINE_DEVSPECIFIC<br>dwParam1 = SLDSMT_LINE_PROPERTY_CHANGED<br>dwParam2 = LPCT_REMOTE_DESTINATION_INFO (0x00004000)<br>EVENT = LINE_DEVSPECIFIC<br>dwParam1 = SLDSMT_LINE_PROPERTY_CHANGED<br>dwParam2 = LPCT_REMOTE_DESTINATION_INFO (0x00004000) |                                                                                                                                                                                                                                                                        |
| LineGetDevCaps() with dwDeviceID = LineDeviceId of Line-A.                                                                                                                                                                                                                      | LineGetDevCaps() returns success                                                                                                                                                                                                                                                         | LINEDEVCAPS::DevSpecific<br>Remote Destination Info:<br>unicodeRDName = "Mobile-t"<br>RDNumber = "9148627130900"<br>isActiveRD = 0x00000001<br>unicodeRDName = "Office"<br>RDNumber = "4089022131"<br>isActiveRD = 0x00000000<br>IsMyAppLastToSetActiveRD = 0x00000001 |

| Action                                                   | TAPI messages | TAPI structures                                                                                                                                                              |
|----------------------------------------------------------|---------------|------------------------------------------------------------------------------------------------------------------------------------------------------------------------------|
| Variation :<br>Test the same on CSF device [CSF-Line-A"] |               | Same as for CTI Remote Device other than dwLineTypes and DeviceProtocolType Info.<br><br>dwLineTypes = (0x00000000)<br>DeviceProtocolType =<br>DeviceProtocolType_SIP (0x02) |

### Remove RD (RD1-CTIRD Which Is Active RD) From Application -RD Info Change Notification to Application

Precondition: continuation from previous UseCase

| Action                                                                                                                                               | TAPI messages                                                                                                                     | TAPI structures                                                                                                                                                                                                                                                      |
|------------------------------------------------------------------------------------------------------------------------------------------------------|-----------------------------------------------------------------------------------------------------------------------------------|----------------------------------------------------------------------------------------------------------------------------------------------------------------------------------------------------------------------------------------------------------------------|
| LineInitializeEx                                                                                                                                     | Lines are Enumerated                                                                                                              |                                                                                                                                                                                                                                                                      |
| LineOpen() with ExtVer-0x000C0000<br>dwDeviceID = LineDeviceID of Line-A                                                                             | LineOpen() returns Success<br>Line INSERVICE EVENT<br>Event = LINE_LINEDEVSTATE<br>dwParam1 =<br>LINEDEVSTATE_INSERVICE           |                                                                                                                                                                                                                                                                      |
| Set RD1-CTIRD-"Mobile-t" as ACTIVE                                                                                                                   |                                                                                                                                   |                                                                                                                                                                                                                                                                      |
| LineGetDevCaps() with dwDeviceID = LineDeviceID of Line-A.                                                                                           | LineGetDevCaps() returns success                                                                                                  | LINEDEVCAPS::DevSpecific<br>Remote Destination Info:<br>unicodeRDName = "Mobile-t"<br>RDNumber = "91486271309"<br>isActiveRD = 0x00000001<br>unicodeRDName = "Office"<br>RDNumber = "4089022131"<br>isActiveRD = 0x00000000<br>IsMyAppLastToSetActiveRD = 0x00000001 |
| Remove Remote Destination RD1-CTIRD on CTI Remote Device "CTIRD"<br>CiscoLineDevSpecific<br>AddRemoteDestination Req<br>m_RDNumber = "9148627130900" | EVENT = LINE_DEVSPECIFIC<br>dwParam1 =<br>SLDSMT_LINE_PROPERTY_CHANGED<br>dwParam2 =<br>LPCT_REMOTE_DESTINATION_INFO (0x00004000) |                                                                                                                                                                                                                                                                      |

| Action                                                     | TAPI messages                    | TAPI structures                                                                                                                                                                 |
|------------------------------------------------------------|----------------------------------|---------------------------------------------------------------------------------------------------------------------------------------------------------------------------------|
| LineGetDevCaps() with dwDeviceID = LineDeviceId of Line-A. | LineGetDevCaps() returns success | LINEDEVCAPS::DevSpecific<br>Remote Destination Info:<br>unicodeRDName = "Office"<br>RDNumber = "4089022131"<br>isActiveRD = 0x00000000<br>IsMyAppLastToSetActiveRD = 0x00000000 |
| Variation :<br>Test the same on CSF device [CSF-Line-A"]   |                                  | Same as for CTI Remote Device other than dwLineTypes and DeviceProtocolType Info.<br>dwLineTypes = (0x00000000)<br>DeviceProtocolType =<br>DeviceProtocolType_SIP (0x02)        |

### Negative -Add RD From Application -RD Info Change Notification to Application

Precondition: continuation from previous UseCase

| Action                                                                   | TAPI messages                                                                                                           | TAPI structures                                                                                                                                                                 |
|--------------------------------------------------------------------------|-------------------------------------------------------------------------------------------------------------------------|---------------------------------------------------------------------------------------------------------------------------------------------------------------------------------|
| LineInitializeEx                                                         | Lines are Enumerated                                                                                                    |                                                                                                                                                                                 |
| LineGetDevCaps() with dwDeviceID = LineDeviceId of Line-A of CTIRD.      | LineGetDevCaps() returns success                                                                                        | LINEDEVCAPS::DevSpecific<br>Remote Destination Info:<br>unicodeRDName = "Office"<br>RDNumber = "4089022131"<br>isActiveRD = 0x00000000<br>IsMyAppLastToSetActiveRD = 0x00000000 |
| LineOpen() with ExtVer-0x000C0000<br>dwDeviceID = LineDeviceID of Line-A | LineOpen() returns Success<br>Line INSERVICE EVENT<br>Event = LINE_LINEDEVSTATE<br>dwParam1 =<br>LINEDEVSTATE_INSERVICE |                                                                                                                                                                                 |

| Action                                                                                                                                                                                                                                                                                                                                                                                     | TAPI messages                                                                                                                 | TAPI structures |
|--------------------------------------------------------------------------------------------------------------------------------------------------------------------------------------------------------------------------------------------------------------------------------------------------------------------------------------------------------------------------------------------|-------------------------------------------------------------------------------------------------------------------------------|-----------------|
| Add Remote Destination on CTI Remote Device CTIRD<br>Variation 1:<br>Empty RD Number :<br>m_RDNumber = ""<br>CiscoLineDevSpecific<br>AddRemoteDestination Req<br>m_RDNumber = ""<br>m_UnicodeRDName = ""<br>m_activeRD = 0x00000000                                                                                                                                                        | LineDevSpecific() returns dwRequestID<br>LINE_REPLY<br>IResult = LINEERR_INVALIDPARAM                                         |                 |
| Variation 2:<br>RDNumber : same RD Number as any of the existing RD's Name<br>"12345" -RD already configured on CUCM.<br>CiscoLineDevSpecific<br>AddRemoteDestination Req<br>m_RDNumber = "12345"<br>m_UnicodeRDName = "Office"<br>m_activeRD = 0x00000000                                                                                                                                 | LineDevSpecific() returns dwRequestID<br>LINE_REPLY<br>IResult =<br>LINEERR_DUPLICATE_INFORMATION<br>(0xC0000013)             |                 |
| Variation 3:<br>Add RD when the user Limit for UserID used for CTI RD is reached.<br>For example : if User has limit set to 4 and then if Remote Device is already configured with 4 Remote Destination and User tries to Add 5th one from Application.<br>CiscoLineDevSpecific<br>AddRemoteDestination Req<br>m_RDNumber = "12345"<br>m_UnicodeRDName = "temp"<br>m_activeRD = 0x00000000 | LineDevSpecific() returns dwRequestID<br>LINE_REPLY<br>IResult =<br>LINEERR_REMOTE_DESTINATION_LIMIT_EXCEEDED<br>(0xC0000015) |                 |

| Action                                                                                                                                                                                                                                                                                                                                     | TAPI messages                                                                                                                  | TAPI structures                                                                                                                                                          |
|--------------------------------------------------------------------------------------------------------------------------------------------------------------------------------------------------------------------------------------------------------------------------------------------------------------------------------------------|--------------------------------------------------------------------------------------------------------------------------------|--------------------------------------------------------------------------------------------------------------------------------------------------------------------------|
| Variation 4:<br>RDNumber : Invalid Remote Destination Name [name has unsupported characters, eg-name&] or invalid number [cant configure any of the local device DN as number which is not supported]<br>CiscoLineDevSpecific<br>AddRemoteDestination Req<br>m_RDNumber = "1000"<br>m_UnicodeRDName = "Office&"<br>m_activeRD = 0x00000000 | LineDevSpecific() returns dwRequestID<br>LINE_REPLY<br>IResult = LINEERR_INVALIDPARAM                                          |                                                                                                                                                                          |
| Variation 5:<br>Add RD to a CSF device which doesn't have Owner/END User ID configured<br>CiscoLineDevSpecific<br>AddRemoteDestination Req<br>m_RDNumber = "12345"<br>m_UnicodeRDName = "Office"<br>m_activeRD = 0x00000000                                                                                                                | LineDevSpecific() returns dwRequestID<br>LINE_REPLY<br>IResult =<br>LINEERR_ENDUSER_NOT_ASSOCIATED_WITH_DEVICE<br>(0xC000001B) |                                                                                                                                                                          |
| Variation :<br>Test the same on CSF device [CSF -Line-A"]                                                                                                                                                                                                                                                                                  |                                                                                                                                | Same as for CTI Remote Device other than dwLineTypes and DeviceProtocolType Info.<br>dwLineTypes = (0x00000000)<br>DeviceProtocolType =<br>DeviceProtocolType_SIP (0x02) |

### Negative -Update RD From Application -RD Info Change Notification to Application

Precondition: continuation from previous UseCase

| Action           | TAPI messages        | TAPI structures |
|------------------|----------------------|-----------------|
| LineInitializeEx | Lines are Enumerated |                 |

| Action                                                                                                                                                                                                                                                                            | TAPI messages                                                                                                           | TAPI structures                                                                                                                                                                 |
|-----------------------------------------------------------------------------------------------------------------------------------------------------------------------------------------------------------------------------------------------------------------------------------|-------------------------------------------------------------------------------------------------------------------------|---------------------------------------------------------------------------------------------------------------------------------------------------------------------------------|
| LineGetDevCaps() with dwDeviceID = LineDeviceId of Line-A.                                                                                                                                                                                                                        | LineGetDevCaps() returns success                                                                                        | LINEDEVCAPS::DevSpecific<br>Remote Destination Info:<br>unicodeRDName = "Office"<br>RDNumber = "4089022131"<br>isActiveRD = 0x00000000<br>IsMyAppLastToSetActiveRD = 0x00000000 |
| LineOpen() with ExtVer=0x000C0000<br>dwDeviceID = LineDeviceID of Line-A                                                                                                                                                                                                          | LineOpen() returns Success<br>Line INSERVICE EVENT<br>Event = LINE_LINEDEVSTATE<br>dwParam1 =<br>LINEDEVSTATE_INSERVICE |                                                                                                                                                                                 |
| Update Remote Destination on CTI Remote Device:<br>Variation 1:<br>Empty RD Number :<br>m_RDNumber = ""<br>CiscoLineDevSpecific<br>AddRemoteDestination Req<br>m_RDNumber = ""<br>m_UnicodeRDName = ""<br>m_NewRDNumber = ""<br>m_activeRD = 0x00000000                           | LineDevSpecific() returns dwRequestID<br>LINE_REPLY<br>lResult = LINEERR_INVALIDPARAM                                   |                                                                                                                                                                                 |
| Variation 2:<br>RDNNumber : RD Number in Request doesn't match with any of the existing RD in the RD List on Device<br>CiscoLineDevSpecific<br>UpdateRemoteDestination Req<br>m_RDNumber = "12345"<br>m_UnicodeRDName = "Temp"<br>m_RDNumber = "12345"<br>m_activeRD = 0x00000000 | LineDevSpecific() returns dwRequestID<br>LINE_REPLY<br>lResult =<br>LINEERR_REMOTE_DESTINATION_UNAVAIL<br>(0xC0000014)  |                                                                                                                                                                                 |

| Action                                                                                                                                                                                                                                                                                                                             | TAPI messages                                                                                                      | TAPI structures                                                                                                                                                          |
|------------------------------------------------------------------------------------------------------------------------------------------------------------------------------------------------------------------------------------------------------------------------------------------------------------------------------------|--------------------------------------------------------------------------------------------------------------------|--------------------------------------------------------------------------------------------------------------------------------------------------------------------------|
| Variation 3:<br>RDNumber : same RD Number as any of the existing RD's Name<br>*** RDNumber "4086271309" is already configured on other RemoteDestination<br>CiscoLineDevSpecific<br>UpdateRemoteDestination Req<br>m_RDNumber = "4089022131"<br>m_UnicodeRDName = "Office"<br>m_RDNumber = "4086271309"<br>m_activeRD = 0x00000000 | LineDevSpecific() returns dwRequestID<br>LINE_REPLY<br>lResult = LINEERR<br>_DUPLICATE_INFORMATION<br>(0xC0000013) |                                                                                                                                                                          |
| Variation :<br>Test the same on CSF device [CSF-Line-A"]                                                                                                                                                                                                                                                                           |                                                                                                                    | Same as for CTI Remote Device other than dwLineTypes and DeviceProtocolType Info.<br>dwLineTypes = (0x00000000)<br>DeviceProtocolType =<br>DeviceProtocolType_SIP (0x02) |

### Negative -Remove RD From Application -RD Info Change Notification to Application

Precondition: continuation from previous UseCase

| Action                                                              | TAPI messages                    | TAPI structures                                                                                                                                                                                                                                                                                                            |
|---------------------------------------------------------------------|----------------------------------|----------------------------------------------------------------------------------------------------------------------------------------------------------------------------------------------------------------------------------------------------------------------------------------------------------------------------|
| LineInitializeEx                                                    | Lines are Enumerated             |                                                                                                                                                                                                                                                                                                                            |
| LineGetDevCaps() with dwDeviceID = LineDeviceId of Line-A on CTIRD. | LineGetDevCaps() returns success | LINEDEVCAPS::DevSpecific<br>dwLineTypes =<br>LINEDEVCAPSDEVSPECIFIC_REMOTEDEVICE (0x00000008)<br>DeviceProtocolType =<br>DeviceProtocolType_CTI_REMOTE_DEVICE(0x03)<br>Remote Destination Info:<br>unicodeRDName = "Office"<br>RDNumber = "4089022131"<br>isActiveRD = 0x00000000<br>IsMyAppLastToSetActiveRD = 0x00000000 |

| Action                                                                                                                                                                              | TAPI messages                                                                                                           | TAPI structures                                                                                                                                                              |
|-------------------------------------------------------------------------------------------------------------------------------------------------------------------------------------|-------------------------------------------------------------------------------------------------------------------------|------------------------------------------------------------------------------------------------------------------------------------------------------------------------------|
| LineOpen() with ExtVer-0x000C0000<br>dwDeviceID = LineDeviceID of Line-A                                                                                                            | LineOpen() returns Success<br>Line INSERVICE EVENT<br>Event = LINE_LINEDEVSTATE<br>dwParam1 =<br>LINEDEVSTATE_INSERVICE |                                                                                                                                                                              |
| Remove Remote Destination on CTI Remote Device:<br>Empty RDNumber :<br>CiscoLineDevSpecific<br>AddRemoteDestination Req<br>m_RDNumber = ""                                          | LineDevSpecific() returns dwRequestID<br>LINE_REPLY<br>IResult = LINEERR_INVALIDPARAM                                   |                                                                                                                                                                              |
| Variation 1:<br>RDNumber : RD Number in Request doesn't match with any of the existing RD in the List<br>CiscoLineDevSpecific<br>AddRemoteDestination Req<br>m_RDNumber = "1234567" | LineDevSpecific() returns dwRequestID<br>LINE_REPLY<br>IResult =<br>LINEERR_REMOTE_DESTINATION_UNAVAIL (0xC0000014)     |                                                                                                                                                                              |
| Test the same on CSF device [CSF -Line-A"]                                                                                                                                          |                                                                                                                         | Same as for CTI Remote Device other than dwLineTypes and DeviceProtocolType Info.<br><br>dwLineTypes = (0x00000000)<br>DeviceProtocolType =<br>DeviceProtocolType_SIP (0x02) |

### Negative -Add/remove/update RD From Application -on Non-CTI RD /CSF Device Line or Line Is Not Opened with Required Extension

Precondition: continuation from previous UseCase

| Action           | TAPI messages        | TAPI structures |
|------------------|----------------------|-----------------|
| LineInitializeEx | Lines are Enumerated |                 |

| Action                                                                                                                                                                 | TAPI messages                                                                                                           | TAPI structures                                                                                                                                                                 |
|------------------------------------------------------------------------------------------------------------------------------------------------------------------------|-------------------------------------------------------------------------------------------------------------------------|---------------------------------------------------------------------------------------------------------------------------------------------------------------------------------|
| LineGetDevCaps() with dwDeviceID = LineDeviceID of Line-A.                                                                                                             | LineGetDevCaps() returns success                                                                                        | LINEDEVCAPS::DevSpecific<br>Remote Destination Info:<br>unicodeRDName = "Office"<br>RDNumber = "4089022131"<br>isActiveRD = 0x00000000<br>IsMyAppLastToSetActiveRD = 0x00000000 |
| LineOpen() with ExtVer-0x000C0000<br>dwDeviceID = LineDeviceID of Line-A                                                                                               | LineOpen() returns Success<br>Line INSERVICE EVENT<br>Event = LINE_LINEDEVSTATE<br>dwParam1 =<br>LINEDEVSTATE_INSERVICE |                                                                                                                                                                                 |
| Add/Remove/Update Remote Destination on CTI Remote Device CTIRD<br>Variation 1:<br>Previous step Line is not opened with required ext Version -(0x000C0000 or greater) | LineDevSpecific() returns dwRequestID<br>LINE_REPLY<br>lResult =<br>LINEERR_OPERATIONUNAVAIL                            |                                                                                                                                                                                 |
| Variation 2:<br>Req on Line which is not on CTI Remote Device / CSF device                                                                                             | LineDevSpecific() returns dwRequestID<br>LINE_REPLY<br>lResult =<br>LINEERR_OPERATIONUNAVAIL                            |                                                                                                                                                                                 |
| Variation 3:<br>Failure of Add/Remove/update Req for any other reasons not captured in above useCases                                                                  | LineDevSpecific() returns dwRequestID<br>LINE_REPLY<br>lResult =<br>LINEERR_OPERATIONFAILED                             |                                                                                                                                                                                 |

### Multiple Apps Setting Active RD

Precondition: same as UseCase 1

| Action                             | TAPI messages        | TAPI structures |
|------------------------------------|----------------------|-----------------|
| App1 and App2:<br>LineInitializeEx | Lines are Enumerated |                 |

| Action                                                                                                                                                                                                                                                                         | TAPI messages                                                                                                                                                              | TAPI structures                                                                                                                                                                                                                                                                                                                                                                                               |
|--------------------------------------------------------------------------------------------------------------------------------------------------------------------------------------------------------------------------------------------------------------------------------|----------------------------------------------------------------------------------------------------------------------------------------------------------------------------|---------------------------------------------------------------------------------------------------------------------------------------------------------------------------------------------------------------------------------------------------------------------------------------------------------------------------------------------------------------------------------------------------------------|
| App1 and App2:<br>LineGetDevCaps() with dwDeviceID = LineDeviceId of Line-A.                                                                                                                                                                                                   | LineGetDevCaps() returns success                                                                                                                                           | LINEDEVCAPS::DevSpecific<br>dwLineTypes =<br>LINEDEVCAPSDEVSPECIFIC_REMOTEDEVICE (0x00000008)<br>DeviceProtocolType =<br>DeviceProtocolType_CTI_REMOTE_DEVICE(0x03)<br>Remote Destination Info:<br>unicodeRDName = "Mobile"<br>RDNumber = "91486271309"<br>isActiveRD = 0x00000000<br>unicodeRDName = "Office"<br>RDNumber = "4089022131"<br>isActiveRD = 0x00000000<br>IsMyAppLastToSetActiveRD = 0x00000000 |
| App1 and App2:<br>LineOpen() with ExtVer-0x000C0000<br>dwDeviceID = LineDeviceID of Line-A                                                                                                                                                                                     | LineOpen() returns Success<br>Line INSERVICE EVENT<br>Event = LINE_LINEDEVSTATE<br>dwParam1 =<br>LINEDEVSTATE_INSERVICE                                                    |                                                                                                                                                                                                                                                                                                                                                                                                               |
| App1:<br>Update Remote Destination RD2 on CTI Remote Device "CTIRD" with IsActive set to true<br>CiscoLineDevSpecific<br>UpdateRemoteDestination Req<br>m_RDNumber = "914086271309"<br>m_UnicodeRDName = "Mobile"<br>m_NewRDNumber = "914086271309"<br>m_activeRD = 0x00000001 | Change Notification to App1 and App2:<br>EVENT = LINE_DEVSPECIFIC<br>dwParam1 =<br>SLDSMT_LINE_PROPERTY_CHANGED<br>dwParam2 =<br>LPCT_REMOTE_DESTINATION_INFO (0x00004000) |                                                                                                                                                                                                                                                                                                                                                                                                               |

| Action                                                                         | TAPI messages                    | TAPI structures                                                                                                                                                                                                                                                                                                                                                                                                                                                |
|--------------------------------------------------------------------------------|----------------------------------|----------------------------------------------------------------------------------------------------------------------------------------------------------------------------------------------------------------------------------------------------------------------------------------------------------------------------------------------------------------------------------------------------------------------------------------------------------------|
| <p>App1:</p> <p>LineGetDevCaps() with dwDeviceID = LineDeviceId of Line-A.</p> | LineGetDevCaps() returns success | <p>LINEDEVCAPS::DevSpecific</p> <p>dwLineTypes =<br/>LINEDEVCAPSDEVSPECIFIC_REMOTEDEVICE (0x00000008)</p> <p>DeviceProtocolType =<br/>DeviceProtocolType_CTI_REMOTE_DEVICE(0x03)</p> <p>Remote Destination Info:</p> <p>unicodeRDName = "Mobile"</p> <p>RDNumber = "91486271309"</p> <p>isActiveRD = 0x00000001</p> <p>unicodeRDName = "Office"</p> <p>RDNumber = "4089022131"</p> <p>isActiveRD = 0x00000000</p> <p>IsMyAppLastToSetActiveRD = 0x00000001</p> |
| <p>App2:</p> <p>LineGetDevCaps() with dwDeviceID = LineDeviceId of Line-A.</p> | LineGetDevCaps() returns success | <p>LINEDEVCAPS::DevSpecific</p> <p>dwLineTypes =<br/>LINEDEVCAPSDEVSPECIFIC_REMOTEDEVICE (0x00000008)</p> <p>DeviceProtocolType =<br/>DeviceProtocolType_CTI_REMOTE_DEVICE(0x03)</p> <p>Remote Destination Info:</p> <p>unicodeRDName = "Mobile"</p> <p>RDNumber = "91486271309"</p> <p>isActiveRD = 0x00000001</p> <p>unicodeRDName = "Office"</p> <p>RDNumber = "4089022131"</p> <p>isActiveRD = 0x00000000</p> <p>IsMyAppLastToSetActiveRD = 0x00000000</p> |

| Action                                                                                                                                                                                                                                                                                                         | TAPI messages                                                                                                                                                                                       | TAPI structures                                                                                                                                                                                                                                                                                                                                                                                                                                                |
|----------------------------------------------------------------------------------------------------------------------------------------------------------------------------------------------------------------------------------------------------------------------------------------------------------------|-----------------------------------------------------------------------------------------------------------------------------------------------------------------------------------------------------|----------------------------------------------------------------------------------------------------------------------------------------------------------------------------------------------------------------------------------------------------------------------------------------------------------------------------------------------------------------------------------------------------------------------------------------------------------------|
| <p>App2:</p> <p>Update Remote Destination RD2 on CTI Remote Device "CTIRD" with IsActive set to true</p> <p>CiscoLineDevSpecific<br/>UpdateRemoteDestination Req</p> <p>m_RDNumber = "914089022131"</p> <p>m_UnicodeRDName = "Office"</p> <p>m_NewRDNumber = "914089022131"</p> <p>m_activeRD = 0x00000001</p> | <p>Change Notification to App1 and App2:</p> <p>EVENT = LINE_DEVSPECIFIC</p> <p>dwParam1 =<br/>SLDSMT_LINE_PROPERTY_CHANGED</p> <p>dwParam2 =<br/>LPCT_REMOTE_DESTINATION_INFO<br/>(0x00004000)</p> |                                                                                                                                                                                                                                                                                                                                                                                                                                                                |
| <p>App1:</p> <p>LineGetDevCaps() with dwDeviceID = LineDeviceId of Line-A.</p>                                                                                                                                                                                                                                 | <p>LineGetDevCaps() returns success</p>                                                                                                                                                             | <p>LINEDEVCAPS::DevSpecific</p> <p>dwLineTypes =<br/>LINEDEVCAPSDEVSPECIFIC_REMOTEDEVICE (0x00000008)</p> <p>DeviceProtocolType =<br/>DeviceProtocolType_CTI_REMOTE_DEVICE(0x03)</p> <p>Remote Destination Info:</p> <p>unicodeRDName = "Mobile"</p> <p>RDNumber = "91486271309"</p> <p>isActiveRD = 0x00000000</p> <p>unicodeRDName = "Office"</p> <p>RDNumber = "4089022131"</p> <p>isActiveRD = 0x00000001</p> <p>IsMyAppLastToSetActiveRD = 0x00000000</p> |

| Action                                                              | TAPI messages                                                                                                                                                                                       | TAPI structures                                                                                                                                                                                                                                                                                                                                                                                               |
|---------------------------------------------------------------------|-----------------------------------------------------------------------------------------------------------------------------------------------------------------------------------------------------|---------------------------------------------------------------------------------------------------------------------------------------------------------------------------------------------------------------------------------------------------------------------------------------------------------------------------------------------------------------------------------------------------------------|
| App2:<br>LineGetDevCaps() with dwDeviceID = LineDeviceId of Line-A. | LineGetDevCaps() returns success                                                                                                                                                                    | LINEDEVCAPS::DevSpecific<br>dwLineTypes =<br>LINEDEVCAPSDEVSPECIFIC_REMOTEDEVICE (0x00000008)<br>DeviceProtocolType =<br>DeviceProtocolType_CTI_REMOTE_DEVICE(0x03)<br>Remote Destination Info:<br>unicodeRDName = "Mobile"<br>RDNumber = "91486271309"<br>isActiveRD = 0x00000000<br>unicodeRDName = "Office"<br>RDNumber = "4089022131"<br>isActiveRD = 0x00000001<br>IsMyAppLastToSetActiveRD = 0x00000001 |
| Variant 1:<br>App2:<br>LineShutdown()                               | LineShutdown() returns success<br>Change Notification to App1:<br>EVENT = LINE_DEVSPECIFIC<br>dwParam1 =<br>SLDSMT_LINE_PROPERTY_CHANGED<br>dwParam2 =<br>LPCT_REMOTE_DESTINATION_INFO (0x00004000) |                                                                                                                                                                                                                                                                                                                                                                                                               |

| Action                                                              | TAPI messages                                                    | TAPI structures                                                                                                                                                                                                                                                                                                                                                                                               |
|---------------------------------------------------------------------|------------------------------------------------------------------|---------------------------------------------------------------------------------------------------------------------------------------------------------------------------------------------------------------------------------------------------------------------------------------------------------------------------------------------------------------------------------------------------------------|
| App1:<br>LineGetDevCaps() with dwDeviceID = LineDeviceId of Line-A. | LineGetDevCaps() returns success                                 | LINEDEVCAPS::DevSpecific<br>dwLineTypes =<br>LINEDEVCAPSDEVSPECIFIC_REMOTEDEVICE (0x00000008)<br>DeviceProtocolType =<br>DeviceProtocolType_CTI_REMOTE_DEVICE(0x03)<br>Remote Destination Info:<br>unicodeRDName = "Mobile"<br>RDNumber = "91486271309"<br>isActiveRD = 0x00000000<br>unicodeRDName = "Office"<br>RDNumber = "4089022131"<br>isActiveRD = 0x00000000<br>IsMyAppLastToSetActiveRD = 0x00000000 |
| Variant 2:<br>App1:<br>LineShutdown()                               | LineShutdown() returns success<br>No Change Notification to App2 |                                                                                                                                                                                                                                                                                                                                                                                                               |
| App2:<br>LineGetDevCaps() with dwDeviceID = LineDeviceId of Line-A. | LineGetDevCaps() returns success                                 | LINEDEVCAPS::DevSpecific<br>dwLineTypes =<br>LINEDEVCAPSDEVSPECIFIC_REMOTEDEVICE (0x00000008)<br>DeviceProtocolType =<br>DeviceProtocolType_CTI_REMOTE_DEVICE(0x03)<br>Remote Destination Info:<br>unicodeRDName = "Mobile"<br>RDNumber = "91486271309"<br>isActiveRD = 0x00000000<br>unicodeRDName = "Office"<br>RDNumber = "4089022131"<br>isActiveRD = 0x00000001<br>IsMyAppLastToSetActiveRD = 0x00000001 |

| Action                                                   | TAPI messages | TAPI structures                                                                                                                                                              |
|----------------------------------------------------------|---------------|------------------------------------------------------------------------------------------------------------------------------------------------------------------------------|
| Variation :<br>Test the same on CSF device [CSF-Line-A"] |               | Same as for CTI Remote Device other than dwLineTypes and DeviceProtocolType Info.<br><br>dwLineTypes = (0x00000000)<br>DeviceProtocolType =<br>DeviceProtocolType_SIP (0x02) |

**CTI/CCM Manager FailOver Scenario - Active RD**

Precondition: same as UseCase 1

TSP is configured with Primary and Secondary CTI Manager

| Action                                                                   | TAPI messages                                                                                                           | TAPI structures                                                                                                                                                                                                                                                                                                                                                                                               |
|--------------------------------------------------------------------------|-------------------------------------------------------------------------------------------------------------------------|---------------------------------------------------------------------------------------------------------------------------------------------------------------------------------------------------------------------------------------------------------------------------------------------------------------------------------------------------------------------------------------------------------------|
| LineInitializeEx                                                         | Lines are Enumerated                                                                                                    |                                                                                                                                                                                                                                                                                                                                                                                                               |
| LineGetDevCaps() with dwDeviceID = LineDeviceId of Line-A.               | LineGetDevCaps() returns success                                                                                        | LINEDEVCAPS::DevSpecific<br>dwLineTypes =<br>LINEDEVCAPSDEVSPECIFIC_REMOTEDEVICE (0x00000008)<br>DeviceProtocolType =<br>DeviceProtocolType_CTI_REMOTE_DEVICE(0x03)<br>Remote Destination Info:<br>unicodeRDName = "Mobile"<br>RDNumber = "91486271309"<br>isActiveRD = 0x00000000<br>unicodeRDName = "Office"<br>RDNumber = "4089022131"<br>isActiveRD = 0x00000000<br>IsMyAppLastToSetActiveRD = 0x00000000 |
| LineOpen() with ExtVer-0x000C0000<br>dwDeviceID = LineDeviceID of Line-A | LineOpen() returns Success<br>Line INSERVICE EVENT<br>Event = LINE_LINEDEVSTATE<br>dwParam1 =<br>LINEDEVSTATE_INSERVICE |                                                                                                                                                                                                                                                                                                                                                                                                               |

| Action                                                                                                                                                                                                                                                                    | TAPI messages                                                                                                                                                                                                          | TAPI structures                                                                                                                                                                                                                                                        |
|---------------------------------------------------------------------------------------------------------------------------------------------------------------------------------------------------------------------------------------------------------------------------|------------------------------------------------------------------------------------------------------------------------------------------------------------------------------------------------------------------------|------------------------------------------------------------------------------------------------------------------------------------------------------------------------------------------------------------------------------------------------------------------------|
| Update Remote Destination RD1 on CTI Remote Device "CTIRD" with IsActive set to true<br><br>CiscoLineDevSpecific<br>UpdateRemoteDestination Req<br>m_RDNumber = "914086271309"<br>m_UnicodeRDName = "Mobile"<br>m_NewRDNumber = "914086271309"<br>m_activeRD = 0x00000001 | EVENT = LINE_DEVSPECIFIC<br><br>dwParam1 =<br>SLDSMT_LINE_PROPERTY_CHANGED<br><br>dwParam2 =<br>LPCT_REMOTE_DESTINATION_INFO<br>(0x00004000)                                                                           |                                                                                                                                                                                                                                                                        |
| LineGetDevCaps() with dwDeviceID = LineDeviceId of Line-A.                                                                                                                                                                                                                | LineGetDevCaps() returns success                                                                                                                                                                                       | LINEDEVCAPS::DevSpecific<br><br>Remote Destination Info:<br>unicodeRDName = "Mobile"<br>RDNumber = "91486271309"<br>isActiveRD = 0x00000001<br>unicodeRDName = "Office"<br>RDNumber = "4089022131"<br>isActiveRD = 0x00000000<br>IsMyAppLastToSetActiveRD = 0x00000001 |
| Stop Primary CTI Manager<br><br>TSP connects to Secondary CTIManager and<br><br>Active RD configuration is RE-SET by CiscoTSP                                                                                                                                             | Event on Line A :<br><br>Line INSERVICE EVENT<br>Event = LINE_LINEDEVSTATE<br>dwParam1 =<br>LINEDEVSTATE_OUTOFSERVICE<br><br>Line INSERVICE EVENT<br>Event = LINE_LINEDEVSTATE<br>dwParam1 =<br>LINEDEVSTATE_INSERVICE |                                                                                                                                                                                                                                                                        |

| Action                                                                                                                                              | TAPI messages                                                                                                                                                                                            | TAPI structures                                                                                                                                                                                                                                                    |
|-----------------------------------------------------------------------------------------------------------------------------------------------------|----------------------------------------------------------------------------------------------------------------------------------------------------------------------------------------------------------|--------------------------------------------------------------------------------------------------------------------------------------------------------------------------------------------------------------------------------------------------------------------|
| LineGetDevCaps() with dwDeviceID = LineDeviceId of Line-A.                                                                                          | LineGetDevCaps() returns success                                                                                                                                                                         | LINEDEVCAPS::DevSpecific<br>Remote Destination Info:<br>unicodeRDName = "Mobile"<br>RDNumber = "91486271309"<br>isActiveRD = 0x00000001<br>unicodeRDName = "Office"<br>RDNumber = "4089022131"<br>isActiveRD = 0x00000000<br>IsMyAppLastToSetActiveRD = 0x00000001 |
| Set RD -Mobile to ACTIVE RD and then Stop Call Manager on the node of Secondary CTI Manager<br><br>ActiveRD configuration is not changed/ not RESET | Event on Line A :<br>Line INSERVICE EVENT<br>Event = LINE_LINEDEVSTATE<br>dwParam1 = LINEDEVSTATE_OUTOFSERVICE<br>Line INSERVICE EVENT<br>Event = LINE_LINEDEVSTATE<br>dwParam1 = LINEDEVSTATE_INSERVICE |                                                                                                                                                                                                                                                                    |
| Variation :<br><br>Test the same on CSF device [CSF -Line-A"]                                                                                       |                                                                                                                                                                                                          | Same as for CTI Remote Device other than dwLineTypes and DeviceProtocolType Info.<br><br>dwLineTypes = (0x00000000)<br>DeviceProtocolType =<br>DeviceProtocolType_SIP (0x02)                                                                                       |

### CTI/CCM Manager FailOver Scenario - Active RD Set by Other Application

Precondition: same as UseCase 1

TSP is configured with Primary and Secondary CTI Manager

Other Application has set the ACTIVE RD on the Device and Application is connected to Secondary CTI Manager

| Action           | TAPI messages        | TAPI structures |
|------------------|----------------------|-----------------|
| LineInitializeEx | Lines are Enumerated |                 |

| Action                                                                                                             | TAPI messages                                                                                                                                                                                                  | TAPI structures                                                                                                                                                                                                                                                    |
|--------------------------------------------------------------------------------------------------------------------|----------------------------------------------------------------------------------------------------------------------------------------------------------------------------------------------------------------|--------------------------------------------------------------------------------------------------------------------------------------------------------------------------------------------------------------------------------------------------------------------|
| LineGetDevCaps() with dwDeviceID = LineDeviceId of Line-A.                                                         | LineGetDevCaps() returns success                                                                                                                                                                               | LINEDEVCAPS::DevSpecific<br>Remote Destination Info:<br>unicodeRDName = "Mobile"<br>RDNumber = "91486271309"<br>isActiveRD = 0x00000001<br>unicodeRDName = "Office"<br>RDNumber = "4089022131"<br>isActiveRD = 0x00000000<br>IsMyAppLastToSetActiveRD = 0x00000000 |
| LineOpen() with ExtVer-0x000C0000<br>dwDeviceID = LineDeviceID of Line-A                                           | LineOpen() returns Success<br>Line INSERVICE EVENT<br>Event = LINE_LINEDEVSTATE<br>dwParam1 =<br>LINEDEVSTATE_INSERVICE                                                                                        |                                                                                                                                                                                                                                                                    |
| Stop Primary CTI Manager<br>Active RD configuration is not RESET as the this Application has not set the ACTIVE RD | Event on Line A :<br>Line INSERVICE EVENT<br>Event = LINE_LINEDEVSTATE<br>dwParam1 =<br>LINEDEVSTATE_OUTOFSERVICE<br>Line INSERVICE EVENT<br>Event = LINE_LINEDEVSTATE<br>dwParam1 =<br>LINEDEVSTATE_INSERVICE |                                                                                                                                                                                                                                                                    |

| Action                                                                                                     | TAPI messages                                                                                                                                                                                                  | TAPI structures                                                                                                                                                                                                                                                                                                                                                                                               |
|------------------------------------------------------------------------------------------------------------|----------------------------------------------------------------------------------------------------------------------------------------------------------------------------------------------------------------|---------------------------------------------------------------------------------------------------------------------------------------------------------------------------------------------------------------------------------------------------------------------------------------------------------------------------------------------------------------------------------------------------------------|
| LineGetDevCaps() with dwDeviceID = LineDeviceId of Line-A.                                                 | LineGetDevCaps() returns success                                                                                                                                                                               | LINEDEVCAPS::DevSpecific<br>dwLineTypes =<br>LINEDEVCAPSDEVSPECIFIC_REMOTEDEVICE (0x00000008)<br>DeviceProtocolType =<br>DeviceProtocolType_CTI_REMOTE_DEVICE(0x03)<br>Remote Destination Info:<br>unicodeRDName = "Mobile"<br>RDNumber = "91486271309"<br>isActiveRD = 0x00000001<br>unicodeRDName = "Office"<br>RDNumber = "4089022131"<br>isActiveRD = 0x00000000<br>IsMyAppLastToSetActiveRD = 0x00000000 |
| Stop Call Manager on the node of Secondary CTI Manager<br>ActiveRD configuration is not changed/ not RESET | Event on Line A :<br>Line INSERVICE EVENT<br>Event = LINE_LINEDEVSTATE<br>dwParam1 =<br>LINEDEVSTATE_OUTOFSERVICE<br>Line INSERVICE EVENT<br>Event = LINE_LINEDEVSTATE<br>dwParam1 =<br>LINEDEVSTATE_INSERVICE |                                                                                                                                                                                                                                                                                                                                                                                                               |
| Variation :<br>Test the same on CSF device [CSF-Line-A"]                                                   |                                                                                                                                                                                                                | Same as for CTI Remote Device other than dwLineTypes and DeviceProtocolType Info.<br>dwLineTypes = (0x00000000)<br>DeviceProtocolType =<br>DeviceProtocolType_SIP (0x02)                                                                                                                                                                                                                                      |

### Monitoring CSF Device in Soft Phone/Desktop Phone Mode

Precondition: continuation from previous UseCase

| Action                                                                                 | TAPI messages                                                                             | TAPI structures                                                                                                                                                                                                                                                               |
|----------------------------------------------------------------------------------------|-------------------------------------------------------------------------------------------|-------------------------------------------------------------------------------------------------------------------------------------------------------------------------------------------------------------------------------------------------------------------------------|
| LineInitializeEx                                                                       | Lines are Enumerated                                                                      |                                                                                                                                                                                                                                                                               |
| LineGetDevCaps() with dwDeviceID = LineDeviceId of Line-A" on CSF Device.              | LineGetDevCaps() returns success                                                          | LINEDEVCAPS::DevSpecific<br>dwLineTypes = (0x00000000)<br>DeviceProtocolType =<br>DeviceProtocolType_SIP (0x02)<br>Remote Destination Info:<br>unicodeRDName = "CSF-Mobile"<br>RDNumber = "4086271309"<br>isActiveRD = 0x00000000<br>IsMyAppLastToSetActiveRD =<br>0x00000000 |
| LineOpen() with ExtVer-0x000C0000<br>dwDeviceID = LineDeviceID of Line-A"              | LineOpen() returns Success                                                                |                                                                                                                                                                                                                                                                               |
| LineSetStatusMessages()on Line-A" with<br>dwLineStates = INSERVICE and<br>OUTOFSERVICE | Line INSERVICE EVENT<br>Event = LINE_LINEDEVSTATE<br>dwParam1 =<br>LINEDEVSTATE_INSERVICE |                                                                                                                                                                                                                                                                               |
| LineMake Call() or any Incoming Call                                                   | Call Events are reported to Application                                                   |                                                                                                                                                                                                                                                                               |
| LineClose and ShutDown                                                                 | LineClose and LineShutdown Success                                                        |                                                                                                                                                                                                                                                                               |

### Monitoring CSF Device Switching Mode From Soft/Desk Phone Mode to Extend Mode

Precondition: continuation from previous UseCase

| Action           | TAPI messages        | TAPI structures |
|------------------|----------------------|-----------------|
| LineInitializeEx | Lines are Enumerated |                 |

| Action                                                                                  | TAPI messages                                                                                                                                                                                                                                                                                                                  | TAPI structures                                                                                                                                                                                                                                                               |
|-----------------------------------------------------------------------------------------|--------------------------------------------------------------------------------------------------------------------------------------------------------------------------------------------------------------------------------------------------------------------------------------------------------------------------------|-------------------------------------------------------------------------------------------------------------------------------------------------------------------------------------------------------------------------------------------------------------------------------|
| LineGetDevCaps() with dwDeviceID = LineDeviceId of Line-A" on CSF device.               | LineGetDevCaps() returns success                                                                                                                                                                                                                                                                                               | LINEDEVCAPS::DevSpecific<br>dwLineTypes = (0x00000000)<br>DeviceProtocolType =<br>DeviceProtocolType_SIP (0x02)<br>Remote Destination Info:<br>unicodeRDName = "CSF-Mobile"<br>RDNumber = "4086271309"<br>isActiveRD = 0x00000000<br>IsMyAppLastToSetActiveRD =<br>0x00000000 |
| LineOpen() with ExtVer-0x000C0000<br>dwDeviceID = LineDeviceID of Line-A"               | LineOpen() returns Success                                                                                                                                                                                                                                                                                                     |                                                                                                                                                                                                                                                                               |
| LineSetStatusMessages() on Line-A" with<br>dwLineStates = INSERVICE and<br>OUTOFSERVICE | Line INSERVICE EVENT<br>Event = LINE_LINEDEVSTATE<br>dwParam1 =<br>LINEDEVSTATE_INSERVICE                                                                                                                                                                                                                                      |                                                                                                                                                                                                                                                                               |
| From Jabber Client Switch the mode to<br>Extend Mode                                    | Line INSERVICE EVENT<br>Event = LINE_LINEDEVSTATE<br>dwParam1 =<br>LINEDEVSTATE_OUTOFSERVICE<br>Line INSERVICE EVENT<br>Event = LINE_LINEDEVSTATE<br>dwParam1 =<br>LINEDEVSTATE_INSERVICE<br>EVENT = LINE_DEVSPECIFIC<br>dwParam1 =<br>SLDSMT_LINE_PROPERTY_CHANGED<br>dwParam2 =<br>LPCT_DEVICE_PROTOCOL_TYPE<br>(0x00008000) |                                                                                                                                                                                                                                                                               |

| Action                                                      | TAPI messages                      | TAPI structures                                                                                                                                                                                                                                 |
|-------------------------------------------------------------|------------------------------------|-------------------------------------------------------------------------------------------------------------------------------------------------------------------------------------------------------------------------------------------------|
| LineGetDevCaps() with dwDeviceID = LineDeviceId of Line-A". | LineGetDevCaps() returns success   | LINEDEVCAPS::DevSpecific<br>dwLineTypes = (0x00000000)<br>DeviceProtocolType =<br>DeviceProtocolType_CTI_REMOTE_DEVICE (0x03)<br>Remote Destination Info:<br>unicodeRDName = "CSF-Mobile"<br>RDNumber = "4086271309"<br>isActiveRD = 0x00000000 |
| LineClose and ShutDown                                      | LineClose and LineShutdown Success |                                                                                                                                                                                                                                                 |

### Monitoring CSF Device in Extend Mode, Switches Back to Soft / Desk Phone Mode

Precondition: continuation from previous UseCase

| Action                                                                                 | TAPI messages                                                                             | TAPI structures                                                                                                                                                                                                                                                                          |
|----------------------------------------------------------------------------------------|-------------------------------------------------------------------------------------------|------------------------------------------------------------------------------------------------------------------------------------------------------------------------------------------------------------------------------------------------------------------------------------------|
| LineInitializeEx                                                                       | Lines are Enumerated                                                                      |                                                                                                                                                                                                                                                                                          |
| LineGetDevCaps() with dwDeviceID = LineDeviceId of Line-A" on CSF device.              | LineGetDevCaps() returns success                                                          | LINEDEVCAPS::DevSpecific<br>dwLineTypes = (0x00000000)<br>DeviceProtocolType =<br>DeviceProtocolType_CTI_REMOTE_DEVICE (0x03)<br>Remote Destination Info:<br>unicodeRDName = "CSF-Mobile"<br>RDNumber = "4086271309"<br>isActiveRD = 0x00000000<br>IsMyAppLastToSetActiveRD = 0x00000000 |
| LineOpen() with ExtVer=0x000C0000<br>dwDeviceID = LineDeviceID of Line-A"              | LineOpen() returns Success                                                                |                                                                                                                                                                                                                                                                                          |
| LineSetStatusMessages()on Line-A" with<br>dwLineStates = INSERVICE and<br>OUTOFSERVICE | Line INSERVICE EVENT<br>Event = LINE_LINEDEVSTATE<br>dwParam1 =<br>LINEDEVSTATE_INSERVICE |                                                                                                                                                                                                                                                                                          |

| Action                                                                                                        | TAPI messages                                                                                                                                                                                                                                                                                                                  | TAPI structures                                                                                                                                                                                                                                                            |
|---------------------------------------------------------------------------------------------------------------|--------------------------------------------------------------------------------------------------------------------------------------------------------------------------------------------------------------------------------------------------------------------------------------------------------------------------------|----------------------------------------------------------------------------------------------------------------------------------------------------------------------------------------------------------------------------------------------------------------------------|
| From Jabber Client Switch the mode to Soft Mode<br>Or<br>From Jabber Client Switch the mode to Deskphone Mode | Line INSERVICE EVENT<br>Event = LINE_LINEDEVSTATE<br>dwParam1 =<br>LINEDEVSTATE_OUTOFSERVICE<br>Line INSERVICE EVENT<br>Event = LINE_LINEDEVSTATE<br>dwParam1 =<br>LINEDEVSTATE_INSERVICE<br>EVENT = LINE_DEVSPECIFIC<br>dwParam1 =<br>SLDSMT_LINE_PROPERTY_CHANGED<br>dwParam2 =<br>LPCT_DEVICE_PROTOCOL_TYPE<br>(0x00008000) |                                                                                                                                                                                                                                                                            |
| LineGetDevCaps() with dwDeviceID = LineDeviceId of Line-A".                                                   | LineGetDevCaps() returns success                                                                                                                                                                                                                                                                                               | LINEDEVCAPS::DevSpecific<br>dwLineTypes = (0x00000000)<br>DeviceProtocolType =<br>DeviceProtocolType_SIP (0x02)<br>Remote Destination Info:<br>unicodeRDName = "CSF-Mobile"<br>RDNumber = "4086271309"<br>isActiveRD = 0x00000000<br>IsMyAppLastToSetActiveRD = 0x00000000 |
| Lineclose and ShutDown                                                                                        | LineClose and LineShutdown Success                                                                                                                                                                                                                                                                                             |                                                                                                                                                                                                                                                                            |

### Basic Incoming Call to CTI Remote Device

CTI remote device:

A (CTI Remote Device -Name: CTIRD1)

Remote Destination:

RD1 -Remote Destination configured on CTI Remote Device A

(Name: Mobile, Number: 914086271309)

RD2 -Remote Destination configured on CTI Remote Device A

(Name: Office, Number: 914089022131)

Line:

Line-A1 (DN -2000) (Alerting Name:2000name, Display Name: CTIRD-2000name) configured on CTI Remote Device A (shared line of Enterprise DN -2000 configured on Device B)

Line-A2 (DN -2001) (Alerting Name:2001name, Display Name: CTIRD-2001name) configured on CTI Remote Device A (shared line of Enterprise DN -2001 configured on Device B)

Enterprise Phones:

B (IP Phone -Name: SEPxxxxxxxx)

Line:

Line-A1' -DN -2000(Alerting Name: 2000name, Display Name: EP-2000name) configured on Device B

Line-A2' -DN -2001(Alerting Name: 2001name, Display Name: EP-2001name) configured on Device B

C (IP Phone -Name: SEPxxxxxxxx)

Line:

Line-C -DN -1000(Alerting Name: 1000name, Display Name: 1000Name) configured on Device C

D (IP Phone -Name: SEPxxxxxxxx)

Line:

Line-D -DN -1001(Alerting Name: 1001name, Display Name: 1001Name) configured on Device D

CSF Device:

D (CSF Device -Name: CSF-drajesh)

Remote Destination:

RD-01 -Remote Destination configured on CSF device D

(Name: CSF-Mobile, Number: 914086271309)

RD-02 -Remote Destination configured on CSF device D

(Name: CSF-Office, Number: 914089022131)

Line:

Line-A" (DN -2000) -Line-A (Alerting Name: 2000name, Display Name: CSF-2000) configured on CSF device D (shared line of Enterprise DN -2000 configured on Device B)

| Action           | TAPI messages        | TAPI structures |
|------------------|----------------------|-----------------|
| LineInitializeEx | Lines are Enumerated |                 |

| Action                                                                                                                 | TAPI messages                                                                                                                                                                                                                                                                                                                                                                                                | TAPI structures                                                                                                                                                                                                                                                                                                                                                        |
|------------------------------------------------------------------------------------------------------------------------|--------------------------------------------------------------------------------------------------------------------------------------------------------------------------------------------------------------------------------------------------------------------------------------------------------------------------------------------------------------------------------------------------------------|------------------------------------------------------------------------------------------------------------------------------------------------------------------------------------------------------------------------------------------------------------------------------------------------------------------------------------------------------------------------|
| LineGetDevCaps() with dwDeviceID = LineDeviceId of Line-A.                                                             | LineGetDevCaps() with dwDeviceID = LineDeviceId of Line-A.                                                                                                                                                                                                                                                                                                                                                   | LINEDEVCAPS::DevSpecific<br>dwLineTypes = (0x00000000)<br>DeviceProtocolType =<br>DeviceProtocolType_CTI_REMOTE_DEVICE (0x03)<br>Remote Destination Info:<br>unicodeRDName = "Mobile"<br>RDNumber = "4086271309"<br>isActiveRD = 0x00000000<br>unicodeRDName = "Office"<br>RDNumber = "4089022131"<br>isActiveRD = 0x00000000<br>IsMyAppLastToSetActiveRD = 0x00000000 |
| Open all Lines (A, A' and C)<br>LineOpen() with ExtVer-0x000C0000                                                      | LineOpen() returns Success                                                                                                                                                                                                                                                                                                                                                                                   |                                                                                                                                                                                                                                                                                                                                                                        |
| LineMakeCall on Line-C with DN (A -DN 2000)                                                                            | LineMakeCall() success<br>Call on C :<br>LINE_CALLSTATE -Param1 = DIALING<br>LINE_CALLSTATE -Param1 = PROCEEDING<br>LINE_CALLSTATE -Param1 = RINGBACK<br>Call on CTI Remote Device :<br>LINE_APPNEWCALL<br>LINE_CALLSTATE -Param1 = OFFERING<br>LINE_CALLSTATE -Param1 = ACCEPTED<br>Call on Enterprise Phone :<br>LINE_APPNEWCALL<br>LINE_CALLSTATE -Param1 = OFFERING<br>LINE_CALLSTATE -Param1 = ACCEPTED |                                                                                                                                                                                                                                                                                                                                                                        |
| After "Delay Before Ringing Timer" expires the call is offered on Remote Destinations and all Remote Destinations Ring |                                                                                                                                                                                                                                                                                                                                                                                                              |                                                                                                                                                                                                                                                                                                                                                                        |

| Action                                  | TAPI messages                                                                                                                                                                                                                             | TAPI structures                                                                                                                                                                                                                                                                                                                      |
|-----------------------------------------|-------------------------------------------------------------------------------------------------------------------------------------------------------------------------------------------------------------------------------------------|--------------------------------------------------------------------------------------------------------------------------------------------------------------------------------------------------------------------------------------------------------------------------------------------------------------------------------------|
| LineGetCallInfo() on call on Device C   | LineGetCallInfo() success                                                                                                                                                                                                                 | LineCallInfo ::<br>dwCallerID = 1000<br>dwCallerIDName = 1000name<br>dwCalledID = 2000<br>dwCalledIDName = 2000name<br>DevSpecific ::<br>UnicodeCallerPartyName = 1000name<br>UnicodeCalledPartyName = 2000name<br>UnicodeConnectedPartyName =<br>ModifiedCallingParty = 1000<br>ModifiedCalledParty = 2000<br>ModifiedConnectedID = |
| LineGetCallInfo() on call on Device A/B | LineGetCallInfo() success                                                                                                                                                                                                                 | LineCallInfo ::<br>dwCallerID = 1000<br>dwCallerIDName = 1000name<br>dwCalledID = 2000<br>dwCalledIDName = 2000name<br>DevSpecific ::<br>UnicodeCallerPartyName = 1000name<br>UnicodeCalledPartyName = 2000name<br>UnicodeConnectedPartyName =<br>ModifiedCallingParty = 1000<br>ModifiedCalledParty = 2000<br>ModifiedConnectedID = |
| Answer on any of the Remote Destination | Call on C :<br>LINE_CALLSTATE -Param1 =<br>CONNECTED<br>Call on CTI Remote Device :<br>LINE_CALLSTATE -Param1 =<br>CONNECTED (active)<br>Call on Enterprise Phone :<br>LINE_CALLSTATE -<br>Param1 = CONNECTED<br>Param2 = 0x02 (Inactive) |                                                                                                                                                                                                                                                                                                                                      |

| Action                                  | TAPI messages             | TAPI structures                                                                                                                                                                                                                                                                                                                                                                                                        |
|-----------------------------------------|---------------------------|------------------------------------------------------------------------------------------------------------------------------------------------------------------------------------------------------------------------------------------------------------------------------------------------------------------------------------------------------------------------------------------------------------------------|
| LineGetCallInfo() on call on Device C   | LineGetCallInfo() success | LineCallInfo ::<br>dwCallerID = 1000<br>dwCallerIDName = 1000name<br>dwCalledID = 2000<br>dwCalledIDName = 2000name<br>dwConnectedID = 2000<br>dwConnectedIDName = CTIRD-2000name<br>DevSpecific ::<br>UnicodeCallerPartyName = 1000name<br>UnicodeCalledPartyName = 2000name<br>UnicodeConnectedPartyName = CTIRD-2000name<br>ModifiedCallingParty = 1000<br>ModifiedCalledParty = 2000<br>ModifiedConnectedID = 2000 |
| LineGetCallInfo() on call on Device A/B | LineGetCallInfo() success | LineCallInfo ::<br>dwCallerID = 1000<br>dwCallerIDName = 1000name<br>dwCalledID = 2000<br>dwCalledIDName = 2000name<br>dwConnectedID = 2000<br>dwConnectedIDName = CTIRD-2000name<br>DevSpecific ::<br>UnicodeCallerPartyName = 1000name<br>UnicodeCalledPartyName = 2000name<br>UnicodeConnectedPartyName = CTIRD-2000name<br>ModifiedCallingParty = 1000<br>ModifiedCalledParty = 2000<br>ModifiedConnectedID = 2000 |

| Action                                                                                                                                               | TAPI messages                                                                                                                                                                                                                                                                                                                                         | TAPI structures |
|------------------------------------------------------------------------------------------------------------------------------------------------------|-------------------------------------------------------------------------------------------------------------------------------------------------------------------------------------------------------------------------------------------------------------------------------------------------------------------------------------------------------|-----------------|
| LineDrop() for the call on Device A (CTI-RD)<br>*** Call on Remote Destination is dropped                                                            | LineDrop() success<br>Call on C :<br>LINE_CALLSTATE -Param1 = DISCONNECTED<br>LINE_CALLSTATE -Param1 = IDLE<br>Call on CTI Remote Device :<br>LINE_CALLSTATE -Param1 = DISCONNECTED<br>LINE_CALLSTATE -Param1 = IDLE<br>Call on Enterprise Phone :<br>LINE_CALLSTATE -Param1 = CONNECTED<br>Param2 = 0x02 (Inactive)<br>LINE_CALLSTATE -Param1 = IDLE |                 |
| Variation :<br>Answer the call on Enterprise Phone (B)<br>LineAnswer() on the call on Device B<br>*** Call on Remote Device/Remote Destination drops | Call on C :<br>LINE_CALLSTATE -Param1 = CONNECTED<br>Call on CTI Remote Device :<br>LINE_CALLSTATE -Param1 = DISCONNECTED<br>LINE_CALLSTATE -Param1 = IDLE<br>Call on Enterprise Phone :<br>LINE_CALLSTATE -Param1 = CONNECTED                                                                                                                        |                 |
| Variation :<br>One of the Remote Destination answers the call before the "Answer Too Soon Timer"                                                     | Expected Result :<br>All calls go to Disconnected/IDLE State                                                                                                                                                                                                                                                                                          |                 |
| Variation :<br>Active RD set on CTI Remote Device                                                                                                    | Expected result:<br>only Remote Destination which is set ACTIVE rings<br>Call rings immediately and "Delay before Ringing Timer" wouldn't be effective when ACTIVE RD is set.<br>Remote Destination can answer the call Immediately and "Answer Too Soon Timer" wouldn't be effective when ACTIVE RD is set.                                          |                 |

| Action                                                        | TAPI messages                                                                                                                 | TAPI structures |
|---------------------------------------------------------------|-------------------------------------------------------------------------------------------------------------------------------|-----------------|
| Continuation to above variation<br>On second Incoming Call... | There won't be second call on Remote Destination, only at Remote Device second call will present and reported to Application. |                 |
| Variation :<br>Test with CSF Device in Extend Mode            | Expected result:<br>would be same as observed on CTI Remote Device                                                            |                 |

### DVO Call (Outgoing Call Initiation From CTI Remote Device)

Precondition: same as above usecase

| Action                                                            | TAPI messages                                                                                                                            | TAPI structures                                                                                                                                                                                                                                                                                                                                                        |
|-------------------------------------------------------------------|------------------------------------------------------------------------------------------------------------------------------------------|------------------------------------------------------------------------------------------------------------------------------------------------------------------------------------------------------------------------------------------------------------------------------------------------------------------------------------------------------------------------|
| LineInitializeEx                                                  | Lines are Enumerated                                                                                                                     |                                                                                                                                                                                                                                                                                                                                                                        |
| LineGetDevCaps() with dwDeviceID = LineDeviceId of Line-A.        | LineGetDevCaps() returns success                                                                                                         | LINEDEVCAPS::DevSpecific<br>dwLineTypes = (0x00000000)<br>DeviceProtocolType =<br>DeviceProtocolType_CTI_REMOTE_DEVICE (0x03)<br>Remote Destination Info:<br>unicodeRDName = "Mobile"<br>RDNumber = "4086271309"<br>isActiveRD = 0x00000000<br>unicodeRDName = "Office"<br>RDNumber = "4089022131"<br>isActiveRD = 0x00000000<br>IsMyAppLastToSetActiveRD = 0x00000000 |
| Open all Lines (A, A' and C)<br>LineOpen() with ExtVer-0x000C0000 | LineOpen() returns Success                                                                                                               |                                                                                                                                                                                                                                                                                                                                                                        |
| LineMakeCall on Line-A with DN (C -DN 1000)                       | LineMakeCall() returns RequestID<br>LINE_REPLY<br>Param1 = RequestID<br>Param2 =<br>LINEERR_OPERATION_FAIL_NO_ACTIVE_RD_SET (0xC0000016) |                                                                                                                                                                                                                                                                                                                                                                        |

| Action                                                                                                                                                                                                                                                                             | TAPI messages                                                                                                                                | TAPI structures                                                                                                                                                                                                                                                                                                                                                               |
|------------------------------------------------------------------------------------------------------------------------------------------------------------------------------------------------------------------------------------------------------------------------------------|----------------------------------------------------------------------------------------------------------------------------------------------|-------------------------------------------------------------------------------------------------------------------------------------------------------------------------------------------------------------------------------------------------------------------------------------------------------------------------------------------------------------------------------|
| Update Remote Destination RD1<br>"Mobile" on CTI Remote Device A with<br>IsActive set to true<br><br>CiscoLineDevSpecific<br>UpdateRemoteDestination Req<br>m_RDNumber = "914086271309"<br>m_UnicodeRDName = "Mobile"<br>m_NewRDNumber = "914086271309"<br>m_activeRD = 0x00000001 | EVENT = LINE_DEVSPECIFIC<br><br>dwParam1 =<br>SLDSMT_LINE_PROPERTY_CHANGED<br><br>dwParam2 =<br>LPCT_REMOTE_DESTINATION_INFO<br>(0x00004000) |                                                                                                                                                                                                                                                                                                                                                                               |
| LineGetDevCaps() with dwDeviceID =<br>LineDeviceId of Line-A.                                                                                                                                                                                                                      | LineGetDevCaps() returns success                                                                                                             | LINEDEVCAPS::DevSpecific<br>dwLineTypes = (0x00000000)<br>DeviceProtocolType =<br>DeviceProtocolType_CTI_<br>REMOTE_DEVICE (0x03)<br>Remote Destination Info:<br>unicodeRDName = "Mobile"<br>RDNumber = "4086271309"<br>isActiveRD = 0x00000001<br>unicodeRDName = "Office"<br>RDNumber = "4089022131"<br>isActiveRD = 0x00000000<br>IsMyAppLastToSetActiveRD =<br>0x00000001 |
| LineMakeCall on Line-A with DN (C -DN<br>1000)<br><br>*** Only Remote Destination "Mobile"<br>rings and it rings immediately as the RD is<br>set Active<br><br>*** No Call presented on EP                                                                                         | LineMakeCall() success<br><br>Call on CTI Remote Device :<br><br>LINE_CALLSTATE -Param1 =<br>OFFERING                                        |                                                                                                                                                                                                                                                                                                                                                                               |
| Answer the first Call on CTI Remote<br>Device:<br><br>Answer() on the call on CTIRemote<br>Device(A)                                                                                                                                                                               | LineAnswer() fail with Error<br>LINEEE_OPERATIONUNAVAIL                                                                                      |                                                                                                                                                                                                                                                                                                                                                                               |

| Action                                                                                                                                                                        | TAPI messages                                                                                                                                                                                                                                                                                                                                                                   | TAPI structures                                                                                                                                                                                                                                                                                                                 |
|-------------------------------------------------------------------------------------------------------------------------------------------------------------------------------|---------------------------------------------------------------------------------------------------------------------------------------------------------------------------------------------------------------------------------------------------------------------------------------------------------------------------------------------------------------------------------|---------------------------------------------------------------------------------------------------------------------------------------------------------------------------------------------------------------------------------------------------------------------------------------------------------------------------------|
| LineGetCallInfo() on call on Device A(CTIRD)                                                                                                                                  | LineGetCallInfo() success                                                                                                                                                                                                                                                                                                                                                       | LineCallInfo ::<br>dwCallerID = 2000<br>dwCallerIDName = voiceConnect<br>dwCalledID = 2000<br>dwCalledIDName = 2000name<br>DevSpecific ::<br>UnicodeCallerPartyName =<br>UnicodeCalledPartyName = 2000name<br>UnicodeConnectedPartyName =<br>ModifiedCallingParty = 2000<br>ModifiedCalledParty = 2000<br>ModifiedConnectedID = |
| Once Remote Destination answers the call, call will be offered on initial dialed number C<br><br>Call will be present on Enterprise Phone and call will be Remote In Use Call | Call on C :<br>LINE_CALLSTATE -Param1 = OFFERING<br><br>LINE_CALLSTATE -Param1 = ACCEPTED<br><br>Call on CTI Remote Device :<br>LINE_CALLSTATE -Param1 = CONNECTED<br><br>LINE_CALLSTATE -Param1 = RINGBACK<br><br>Call on Enterprise Phone :<br>LINE_APPNEWCALL<br>LINE_CALLSTATE -Param1 = ACCEPTED<br><br>LINE_CALLSTATE -<br>Param1 = CONNECTED<br>Param2 = 0x02 (Inactive) |                                                                                                                                                                                                                                                                                                                                 |

| Action                                                 | TAPI messages                                                                                                                                                                                                                                                     | TAPI structures                                                                                                                                                                                                                                                                                                                                                                                                                                                                                           |
|--------------------------------------------------------|-------------------------------------------------------------------------------------------------------------------------------------------------------------------------------------------------------------------------------------------------------------------|-----------------------------------------------------------------------------------------------------------------------------------------------------------------------------------------------------------------------------------------------------------------------------------------------------------------------------------------------------------------------------------------------------------------------------------------------------------------------------------------------------------|
| C answers the call<br>LineAnswer() on call on Device-C | LineAnswer() success<br>Call on C :<br>LINE_CALLSTATE -Param1 =<br>CONNECTED<br>Call on CTI Remote Device :<br>LINE_CALLSTATE -Param1 =<br>CONNECTED (active)<br>Call on Enterprise Phone :<br>LINE_CALLSTATE -<br>Param1 = CONNECTED<br>Param2 = 0x02 (Inactive) |                                                                                                                                                                                                                                                                                                                                                                                                                                                                                                           |
| LineGetCallInfo() on call on Device C                  | LineGetCallInfo() success                                                                                                                                                                                                                                         | LineCallInfo ::<br>CallReason = UNKNOWN (0x400)<br>dwCallerID = 2000<br>dwCallerIDName = 2000name<br>dwCalledID = 1000<br>dwCalledIDName = 1000name<br>dwConnectedID = 2000<br>dwConnectedIDName = CTIRD-2000name<br>DevSpecific ::<br>ExtendedCallReason =<br>CtiReasonMobility(0x021 = 33)<br>UnicodeCallerPartyName = 2000name<br>UnicodeCalledPartyName = 1000name<br>UnicodeConnectedPartyName = 2000name<br>ModifiedCallingParty = 2000<br>ModifiedCalledParty = 1000<br>ModifiedConnectedID = 2000 |

| Action                                                      | TAPI messages                                                                                                                                                                                                                                                                                                                                             | TAPI structures                                                                                                                                                                                                                                                                                                                                                                                                                                                           |
|-------------------------------------------------------------|-----------------------------------------------------------------------------------------------------------------------------------------------------------------------------------------------------------------------------------------------------------------------------------------------------------------------------------------------------------|---------------------------------------------------------------------------------------------------------------------------------------------------------------------------------------------------------------------------------------------------------------------------------------------------------------------------------------------------------------------------------------------------------------------------------------------------------------------------|
| LineGetCallInfo() on call on Device A/B                     | LineGetCallInfo() success                                                                                                                                                                                                                                                                                                                                 | LineCallInfo ::<br>dwCallerID = 2000<br>dwCallerIDName = 2000name<br>dwCalledID = 2000<br>dwCalledIDName = 2000name<br>dwConnectedID = 1000<br>dwConnectedIDName = 1000name<br>DevSpecific ::<br>CallAttributeType =<br>TSPCallAttribute_DVOCall(0x00002000)<br>UnicodeCallerPartyName = 2000name<br>UnicodeCalledPartyName = 2000name<br>UnicodeConnectedPartyName = 1000name<br>ModifiedCallingParty = 2000<br>ModifiedCalledParty = 2000<br>ModifiedConnectedID = 1000 |
| LineDrop() for the call on Device A (CTI-RD)                | LineDrop() success<br>Call on C :<br>LINE_CALLSTATE -Param1 = DISCONNECTED<br>LINE_CALLSTATE -Param1 = IDLE<br>Call on CTI Remote Device :<br>LINE_CALLSTATE -Param1 = DISCONNECTED<br>LINE_CALLSTATE -Param1 = IDLE<br>Call on Enterprise Phone :<br>LINE_CALLSTATE -<br>Param1 = CONNECTED<br>Param2 = 0x02 (Inactive)<br>LINE_CALLSTATE -Param1 = IDLE |                                                                                                                                                                                                                                                                                                                                                                                                                                                                           |
| Variation :<br>Test the same with CSF Device in Extend Mode | Expected result would be same as observed on CTI Remote Device                                                                                                                                                                                                                                                                                            |                                                                                                                                                                                                                                                                                                                                                                                                                                                                           |

**Multiple Calls -Answer/Hold/Resume**

Precondition: same as above usecase

| Action                                                                                                                                                                                                                                                                        | TAPI messages                                                                                                                        | TAPI structures                                                                                                                                                                                                                                                                                                                                                        |
|-------------------------------------------------------------------------------------------------------------------------------------------------------------------------------------------------------------------------------------------------------------------------------|--------------------------------------------------------------------------------------------------------------------------------------|------------------------------------------------------------------------------------------------------------------------------------------------------------------------------------------------------------------------------------------------------------------------------------------------------------------------------------------------------------------------|
| LineInitializeEx                                                                                                                                                                                                                                                              | Lines are Enumerated                                                                                                                 |                                                                                                                                                                                                                                                                                                                                                                        |
| LineGetDevCaps() with dwDeviceID = LineDeviceId of Line-A.                                                                                                                                                                                                                    | LineGetDevCaps() returns success                                                                                                     | LINEDEVCAPS::DevSpecific<br>dwLineTypes = (0x00000000)<br>DeviceProtocolType =<br>DeviceProtocolType_CTI_REMOTE_DEVICE (0x03)<br>Remote Destination Info:<br>unicodeRDName = "Mobile"<br>RDNumber = "4086271309"<br>isActiveRD = 0x00000000<br>unicodeRDName = "Office"<br>RDNumber = "4089022131"<br>isActiveRD = 0x00000000<br>IsMyAppLastToSetActiveRD = 0x00000000 |
| Open all Lines (A, A', A" and C)<br>LineOpen() with ExtVer-0x000C0000                                                                                                                                                                                                         | LineOpen() returns Success                                                                                                           |                                                                                                                                                                                                                                                                                                                                                                        |
| Update Remote Destination RD1<br>"Mobile"on CTI Remote Device A with<br>IsActive set to true<br>CiscoLineDevSpecific<br>UpdateRemoteDestination Req<br>m_RDNumber = "914086271309"<br>m_UnicodeRDName = "Mobile"<br>m_NewRDNumber = "914086271309"<br>m_activeRD = 0x00000001 | EVENT = LINE_DEVSPECIFIC<br>dwParam1 =<br>SLDSMT_LINE_PROPERTY_CHANGED<br>dwParam2 =<br>LPCT_REMOTE_DESTINATION_INFO<br>(0x00004000) |                                                                                                                                                                                                                                                                                                                                                                        |
| Make Call between C and A[Remote Destinaton], either normal incoming or DVO call on CTI Remote Device<br>Call Info is same as above test cases                                                                                                                                |                                                                                                                                      |                                                                                                                                                                                                                                                                                                                                                                        |

| Action                                                                                                                        | TAPI messages                                                                                                                                                                                                                                                                                                                                                              | TAPI structures |
|-------------------------------------------------------------------------------------------------------------------------------|----------------------------------------------------------------------------------------------------------------------------------------------------------------------------------------------------------------------------------------------------------------------------------------------------------------------------------------------------------------------------|-----------------|
| LineMakeCall on Line-D with DN (A -DN 2000)                                                                                   | LineMakeCall() success<br>Call on Device-D :<br>LINE_CALLSTATE -Param1 = OFFERING<br>LINE_CALLSTATE -Param1 = ACCEPTED<br>Second Call on CTI Remote Device[A] [D ' A] :<br>LINE_CALLSTATE -Param1 = OFFERING<br>LINE_CALLSTATE -Param1 = ACCEPTED<br>Second Call on Enterprise Phone[B] [D ' A]:<br>LINE_CALLSTATE -Param1 = OFFERING<br>LINE_CALLSTATE -Param1 = ACCEPTED |                 |
| There won't be second call offered to Remote Destination                                                                      |                                                                                                                                                                                                                                                                                                                                                                            |                 |
| Answer() on the second call on CTIRemote Device(A)<br>Remote Destination and D will be talking/<br>will have Media connection | LineAnswer() returns success<br>Calls on CTI Remote Device :<br>Call1 [C ' A]:<br>LINE_CALLSTATE -Param1 = ONHOLD<br>Call1 [D ' A]:<br>LINE_CALLSTATE -Param1 = CONNECTED<br>Calls on Enterprise Phone[B] :<br>Call1 [C ' A]:<br>LINE_CALLSTATE -Param1 = ONHOLD<br>Call1 [D ' A]:<br>LINE_CALLSTATE -<br>Param1 = CONNECTED<br>Param2 = 0x02 (Inactive)                   |                 |

| Action                                                                                                                                                                               | TAPI messages                                                                                                                                                                                                                                                                                                                                                                                                                                         | TAPI structures |
|--------------------------------------------------------------------------------------------------------------------------------------------------------------------------------------|-------------------------------------------------------------------------------------------------------------------------------------------------------------------------------------------------------------------------------------------------------------------------------------------------------------------------------------------------------------------------------------------------------------------------------------------------------|-----------------|
| <p>Resume the first call on CTIRemote Device [A]</p> <p>LineUnhold() on the call [c ' A] on Device A</p> <p>Remote Destination and C will be talking/ will have Media connection</p> | <p>LineUnHold() returns success</p> <p>Calls on CTI Remote Device :</p> <p>Call1 [C ' A]:</p> <p>LINE_CALLSTATE -Param1 = CONNECTED</p> <p>Call1 [D ' A]:</p> <p>LINE_CALLSTATE -Param1 = ONHOLD</p> <p>Calls on Enterprise Phone[B] :</p> <p>Call1 [C ' A]:</p> <p>LINE_CALLSTATE -</p> <p>Param1 = CONNECTED</p> <p>Param2 = 0x02 (Inactive)</p> <p>Call1 [D ' A]:</p> <p>LINE_CALLSTATE -</p> <p>Param1 = ONHOLD</p>                               |                 |
| <p>Resume the ONHOLD call [D ' A]from Enterprise Phone</p> <p>LineUnHold() on the call [D ' A] on Device B</p>                                                                       | <p>LineUnHold() returns success</p> <p>Calls on CTI Remote Device :</p> <p>Call1 [C ' A]:</p> <p>LINE_CALLSTATE -Param1 = CONNECTED</p> <p>Call1 [D ' A]:</p> <p>LINE_CALLSTATE -Param1 = IDLE</p> <p>Calls on Enterprise Phone[B] :</p> <p>Call1 [C ' A]:</p> <p>LINE_CALLSTATE -</p> <p>Param1 = CONNECTED</p> <p>Param2 = 0x02 (Inactive)</p> <p>Call1 [D ' A]:</p> <p>LINE_CALLSTATE -</p> <p>Param1 = CONNECTED</p> <p>Param2 = 0x01(active)</p> |                 |

| Action                                                                                     | TAPI messages                                                                                                                                                                                                                                                                                                                                         | TAPI structures |
|--------------------------------------------------------------------------------------------|-------------------------------------------------------------------------------------------------------------------------------------------------------------------------------------------------------------------------------------------------------------------------------------------------------------------------------------------------------|-----------------|
| LineDrop() for the call on Device A (CTI-RD)<br>Call on Remote Destination will be dropped | LineDrop() success<br>Call on C :<br>LINE_CALLSTATE -Param1 = DISCONNECTED<br>LINE_CALLSTATE -Param1 = IDLE<br>Call on CTI Remote Device :<br>LINE_CALLSTATE -Param1 = DISCONNECTED<br>LINE_CALLSTATE -Param1 = IDLE<br>Call on Enterprise Phone :<br>LINE_CALLSTATE -Param1 = CONNECTED<br>Param2 = 0x02 (Inactive)<br>LINE_CALLSTATE -Param1 = IDLE |                 |
| Variation :<br>Test the same with CSF Device in Extend Mode                                | Expected result would be same as observed on CTI Remote Device                                                                                                                                                                                                                                                                                        |                 |

### Multiple Calls -Multiple Lines -Answer/Hold/Resume

Precondition: same as above usecase

| Action                                                                                                                                                                                                                                                                  | TAPI messages                                                                                                               | TAPI structures |
|-------------------------------------------------------------------------------------------------------------------------------------------------------------------------------------------------------------------------------------------------------------------------|-----------------------------------------------------------------------------------------------------------------------------|-----------------|
| LineInitializeEx                                                                                                                                                                                                                                                        | Lines are Enumerated                                                                                                        |                 |
| Open all Lines (A, A', A" and C)<br>LineOpen() with ExtVer-0x000C0000                                                                                                                                                                                                   | LineOpen() returns Success                                                                                                  |                 |
| Update Remote Destination RD1 "Mobile"on CTI Remote Device A with IsActive set to true<br>CiscoLineDevSpecific<br>UpdateRemoteDestination Req<br>m_RDNumber = "914086271309"<br>m_UnicodeRDName = "Mobile"<br>m_NewRDNumber = "914086271309"<br>m_activeRD = 0x00000001 | EVENT = LINE_DEVSPECIFIC<br>dwParam1 = SLDSMT_LINE_PROPERTY_CHANGED<br>dwParam2 = LPCT_REMOTE_DESTINATION_INFO (0x00004000) |                 |

| Action                                                                                                                                      | TAPI messages                                                                                                                                                                                                                                                                                                                                                               | TAPI structures |
|---------------------------------------------------------------------------------------------------------------------------------------------|-----------------------------------------------------------------------------------------------------------------------------------------------------------------------------------------------------------------------------------------------------------------------------------------------------------------------------------------------------------------------------|-----------------|
| Make Call between C and A[Remote Destinaton], either normal incoming or DVO call on CTI Remote Device<br>Call Info is same above test cases |                                                                                                                                                                                                                                                                                                                                                                             |                 |
| LineMakeCall on Line-D with DN (A2 -DN 2001)                                                                                                | LineMakeCall() success<br>Call on Device-D :<br>LINE_CALLSTATE -Param1 = OFFERING<br>LINE_CALLSTATE -Param1 = ACCEPTED<br>Second Call on CTI Remote Device[A] [D ' A2]:<br>LINE_CALLSTATE -Param1 = OFFERING<br>LINE_CALLSTATE -Param1 = ACCEPTED<br>Second Call on Enterprise Phone[B] [D ' A2]:<br>LINE_CALLSTATE -Param1 = OFFERING<br>LINE_CALLSTATE -Param1 = ACCEPTED |                 |
| There won't be second call offered to Remote Destination                                                                                    |                                                                                                                                                                                                                                                                                                                                                                             |                 |
| Answer() on the second call on CTIRemote Device(A)<br>Remote Destination and D will be talking/<br>will have Media connection               | LineAnswer() returns success<br>Calls on CTI Remote Device :<br>Call1 [C ' A1]:<br>LINE_CALLSTATE -Param1 = ONHOLD<br>Call1 [D ' A2]:<br>LINE_CALLSTATE -Param1 = CONNECTED<br>Calls on Enterprise Phone[B] :<br>Call1 [C ' A1]:<br>LINE_CALLSTATE -Param1 = ONHOLD<br>Call1 [D ' A2]:<br>LINE_CALLSTATE -Param1 = CONNECTED<br>Param2 = 0x02 (Inactive)                    |                 |

| Action                                                                                                                                                                                                                                                                                                                    | TAPI messages                                                                                                                                                                                                                                                                                                                                                                                                                                        | TAPI structures |
|---------------------------------------------------------------------------------------------------------------------------------------------------------------------------------------------------------------------------------------------------------------------------------------------------------------------------|------------------------------------------------------------------------------------------------------------------------------------------------------------------------------------------------------------------------------------------------------------------------------------------------------------------------------------------------------------------------------------------------------------------------------------------------------|-----------------|
| <p>Resume the first call on CTIRemote Device [A]</p> <p>LineUnhold() on the call [c ' A1] on Device A</p> <p>Remote Destination and C will be talking/ will have Media connection</p>                                                                                                                                     | <p>LineUnhold() returns success</p> <p>Calls on CTI Remote Device :</p> <p>Call1 [C ' A1]:</p> <p>LINE_CALLSTATE -Param1 = CONNECTED</p> <p>Call1 [D ' A2]:</p> <p>LINE_CALLSTATE -Param1 = ONHOLD</p> <p>Calls on Enterprise Phone[B] :</p> <p>Call1 [C ' A1]:</p> <p>LINE_CALLSTATE -</p> <p>Param1 = CONNECTED</p> <p>Param2 = 0x02 (Inactive)</p> <p>Call1 [D ' A2]:</p> <p>LINE_CALLSTATE -</p> <p>Param1 = ONHOLD</p>                          |                 |
| <p>Drop the Connected Active Call on CTI Remote Device.</p> <p>LineDrop() for the call[C ' A1] on Device A (CTI-RD)</p> <p>Call on Remote Destination will not be dropped as there is other Active/OnHold call on CTI Remote Device</p> <p>As second Call is on OnHold state, Remote Destination will listen Dead Air</p> | <p>LineDrop() success</p> <p>Call on C :</p> <p>LINE_CALLSTATE -Param1 = DISCONNECTED</p> <p>LINE_CALLSTATE -Param1 = IDLE</p> <p>Calls on CTI Remote Device :</p> <p>[C ' A1] :</p> <p>LINE_CALLSTATE -Param1 = DISCONNECTED</p> <p>LINE_CALLSTATE -Param1 = IDLE</p> <p>Call on Enterprise Phone :</p> <p>Call [C ' A1]</p> <p>LINE_CALLSTATE -</p> <p>Param1 = CONNECTED</p> <p>Param2 = 0x02 (Inactive)</p> <p>LINE_CALLSTATE -Param1 = IDLE</p> |                 |

| Action                                                                                                                                                                                                                                                        | TAPI messages                                                                                                               | TAPI structures |
|---------------------------------------------------------------------------------------------------------------------------------------------------------------------------------------------------------------------------------------------------------------|-----------------------------------------------------------------------------------------------------------------------------|-----------------|
| Drop the onHold call on CTI Remote Device<br>LineDrop() for the call on Device A (CTI-RD)<br>Call on Remote Destination is dropped<br>C and EP call will not be disconnected.<br>On C call will be in Connected state and on EP call will be in OnHold state. | LineDrop() success<br>Call on CTI Remote Device :<br>LINE_CALLSTATE -Param1 = DISCONNECTED<br>LINE_CALLSTATE -Param1 = IDLE |                 |
| Variation :<br>Test the same with CSF Device in Extend Mode                                                                                                                                                                                                   | Expected result would be same as observed on CTI Remote Device                                                              |                 |

### Transfer

Precondition: same as above usecase

| Action                                                                                                                                          | TAPI messages                                                                                                                                                                            | TAPI structures |
|-------------------------------------------------------------------------------------------------------------------------------------------------|------------------------------------------------------------------------------------------------------------------------------------------------------------------------------------------|-----------------|
| LineInitializeEx                                                                                                                                | Lines are Enumerated                                                                                                                                                                     |                 |
| Open all Lines (A, A', A" and C)<br>LineOpen() with ExtVer-0x000C0000                                                                           | LineOpen() returns Success                                                                                                                                                               |                 |
| Make Call between C and A1[Remote Destinaton], either normal incoming or DVO call on CTI Remote Device<br>Call Info is same as above test cases |                                                                                                                                                                                          |                 |
| Setup Transfer and Dial D<br>LineSetupTransfer() on the call [C ' A1] on Device A                                                               | LineSetupTransfer returns success<br>Primary Call on CTI Remote Device[A] [C ' A1] :<br>LINE_CALLSTATE -Param1 = OnholdPendingTransfer<br>Consult Call on CTI Remote Device[A] [A1 ' D]: |                 |

| Action                                                                                                                                                                                                         | TAPI messages                                                                                                                                                                                                                                                                                                                                                                                                                                  | TAPI structures |
|----------------------------------------------------------------------------------------------------------------------------------------------------------------------------------------------------------------|------------------------------------------------------------------------------------------------------------------------------------------------------------------------------------------------------------------------------------------------------------------------------------------------------------------------------------------------------------------------------------------------------------------------------------------------|-----------------|
| LineDial() on Consult call with DN -D                                                                                                                                                                          | <p>LINE_CALLSTATE -Param1 = DIALTONE</p> <p>LINE_CALLSTATE -Param1 = DIALING</p> <p>Calls on Enterprise Phone[B] :</p> <p>Call1 [C ' A1]:</p> <p>LINE_CALLSTATE -Param1 = ONHOLD</p> <p>Call1 [A1 ' D]:</p> <p>LINE_CALLSTATE -</p> <p>Param1 = CONNECTED</p> <p>Param2 = 0x02 (Inactive)</p> <p>Consult Call on CTI Remote Device[A]</p> <p>[A1 ' D]:</p> <p>LINE_CALLSTATE -Param1 = PROCEEDING</p> <p>LINE_CALLSTATE -Param1 = RINGBACK</p> |                 |
| <p>Answer the Call on Device D</p> <p>Remote Destination and D will be talking/ will have Media connection</p>                                                                                                 | <p>Secondary Call on CTI Remote Device:</p> <p>Call1 [A1 ' D]:</p> <p>LINE_CALLSTATE -Param1 = CONNECTED</p> <p>Param2 = 0x01(active)</p>                                                                                                                                                                                                                                                                                                      |                 |
| <p>Complete Transfer on the Primary Call[C ' A]with [A ' D ] call as consult call</p> <p>LineCompleteTranfer() on the call [c ' A1] on Device A</p> <p>D and C will be talking/ will have Media connection</p> | <p>Both the Calls on CTI Remote Device Drop</p> <p>Primary Call on CTI Remote Device :</p> <p>Call1 [C ' A1]:</p> <p>LINE_CALLSTATE -Param1 = DISCONNECTED</p> <p>LINE_CALLSTATE -Param1 = IDLE</p> <p>Secondary Call on CTI Remote Device:</p> <p>Call1 [A ' D]:</p> <p>LINE_CALLSTATE -Param1 = DISCONNECTED</p> <p>LINE_CALLSTATE -Param1 = IDLE</p>                                                                                        |                 |
| <p>Variation :</p> <p>Test the same with CSF Device in Extend Mode</p>                                                                                                                                         | <p>Expected result would be same as observed on CTI Remote Device</p>                                                                                                                                                                                                                                                                                                                                                                          |                 |

**Direct Transfer on Same Line**

Precondition: same as above usecase

| Action                                                                                                                                                                                                                                                                                     | TAPI messages                                                                                                                                                                                                                                                                                                     | TAPI structures |
|--------------------------------------------------------------------------------------------------------------------------------------------------------------------------------------------------------------------------------------------------------------------------------------------|-------------------------------------------------------------------------------------------------------------------------------------------------------------------------------------------------------------------------------------------------------------------------------------------------------------------|-----------------|
| LineInitializeEx                                                                                                                                                                                                                                                                           | Lines are Enumerated                                                                                                                                                                                                                                                                                              |                 |
| Open all Lines (A, A', A" and C)<br>LineOpen() with ExtVer-0x000C0000                                                                                                                                                                                                                      | LineOpen() returns Success                                                                                                                                                                                                                                                                                        |                 |
| Make Call between C and A1[Remote Destinaton], either normal incoming or DVO call on CTI Remote Device<br>Call Info is same above test cases                                                                                                                                               |                                                                                                                                                                                                                                                                                                                   |                 |
| Make Call between D and A1<br>Call Info is same above Multiple Call across lines test case                                                                                                                                                                                                 |                                                                                                                                                                                                                                                                                                                   |                 |
| DirectTrnasfer on the calls on CTI Remote Device<br>Both Calls on Remote Device and call on Remote Destination drop                                                                                                                                                                        | Both the Calls on CTI Remote Device Drop<br>Primary Call on CTI Remote Device :<br>Call1 [C ' A1]:<br>LINE_CALLSTATE -Param1 = DISCONNECTED<br>LINE_CALLSTATE -Param1 = IDLE<br>Secondary Call on CTI Remote Device:<br>Call1 [A1 ' D]:<br>LINE_CALLSTATE -Param1 = DISCONNECTED<br>LINE_CALLSTATE -Param1 = IDLE |                 |
| DirectTrnasfer on the calls on CTI Remote Device<br>Both Calls on Remote Device and call on Remote Destination drop<br>CciscoLineDevSpecificDirectTransfer on the call [c ' A1] on Device A with ConsultCallID = CallID of [D ' A1]<br>D and C will be talking/ will have Media connection | Both the Calls on CTI Remote Device Drop<br>Primary Call on CTI Remote Device :<br>Call1 [C ' A1]:<br>LINE_CALLSTATE -Param1 = DISCONNECTED<br>LINE_CALLSTATE -Param1 = IDLE<br>Secondary Call on CTI Remote Device:<br>Call1 [A1 ' D]:<br>LINE_CALLSTATE -Param1 = DISCONNECTED<br>LINE_CALLSTATE -Param1 = IDLE |                 |
| Variation :<br>Test the same with CSF Device in Extend Mode                                                                                                                                                                                                                                | Expected result would be same as observed on CTI Remote Device                                                                                                                                                                                                                                                    |                 |

**Conference -Setupconference/AddtoConference**

Precondition: same as above usecase

| Action                                                                                                                                       | TAPI messages                                                                                                                                                                                                                                                                                                                                                                                                                                                                                                                                                                                                                                                                                                  | TAPI structures |
|----------------------------------------------------------------------------------------------------------------------------------------------|----------------------------------------------------------------------------------------------------------------------------------------------------------------------------------------------------------------------------------------------------------------------------------------------------------------------------------------------------------------------------------------------------------------------------------------------------------------------------------------------------------------------------------------------------------------------------------------------------------------------------------------------------------------------------------------------------------------|-----------------|
| LineInitializeEx                                                                                                                             | Lines are Enumerated                                                                                                                                                                                                                                                                                                                                                                                                                                                                                                                                                                                                                                                                                           |                 |
| Open all Lines (A, A', A" and C)<br>LineOpen() with ExtVer-0x000C0000                                                                        | LineOpen() returns Success                                                                                                                                                                                                                                                                                                                                                                                                                                                                                                                                                                                                                                                                                     |                 |
| Make Call between C and A1[Remote Destinaton], either normal incoming or DVO call on CTI Remote Device<br>Call Info is same above test cases |                                                                                                                                                                                                                                                                                                                                                                                                                                                                                                                                                                                                                                                                                                                |                 |
| Setup Conference and Dial D<br>LineSetupConference() on the call [C ' A1]<br>on Device A<br>LineDial() on Consult call with DN -D            | LineSetupConference returns success<br>Original Call on CTI Remote Device[A] :<br>LINE_CALSTATE = CONFERENCE<br>Conference Parent Call on CTI Remote Device[A] :<br>LINE_APPNEWCALL<br>LINE_CALLSTATE -Param1 =<br>OnholdPendingConference<br>Consult Call on CTI Remote Device[A] :<br>LINE_CALLSTATE -Param1 =<br>DIALTONE<br>LINE_CALLSTATE -Param1 = DIALING<br>Calls on Enterprise Phone[B] :<br>Call1 [C ' A]:<br>LINE_CALLSTATE -<br>Param1 = CONNECTED<br>Param2 = 0x02 (Inactive)<br>Call1 [A ' D]:<br>LINE_CALLSTATE -<br>Param1 = CONNECTED<br>Param2 = 0x02 (Inactive)<br>Consult Call on CTI Remote Device[A] :<br>LINE_CALLSTATE -Param1 =<br>PROCEEDING<br>LINE_CALLSTATE -Param1 =<br>RINGBACK |                 |

| Action                                                                                                                                                                                                                                       | TAPI messages                                                                                                                                                                                                                                                                                                | TAPI structures |
|----------------------------------------------------------------------------------------------------------------------------------------------------------------------------------------------------------------------------------------------|--------------------------------------------------------------------------------------------------------------------------------------------------------------------------------------------------------------------------------------------------------------------------------------------------------------|-----------------|
| Answer the Call on Device D<br>Remote Destination and D will be talking/<br>will have Media connection                                                                                                                                       | Secondary Call on CTI Remote Device:<br>Call1 [A ' D]:<br>LINE_CALLSTATE -Param1 =<br>CONNECTED<br>LINE_CALLSTATE -Param1 = IDLE                                                                                                                                                                             |                 |
| Complete Conference on the Primary<br>Call[C ' A]with [A ' D ] call as consult call<br>LineAddtoConference() on the call [c ' A1]<br>on Device A<br>All 3 parties C, D and CTI Remote<br>Device[Remote Destination] will be in<br>Conference | Call model on CTI Remote Device :<br>[C ' A1]-[ Original Call1]-[ state =<br>Conference]<br>[A1 ' Conference]-[ Conference Parent<br>Call]-[State = CONNECTED]<br>[A1 ' D]-[Consult Call]-[state<br>-CONFERENCE]<br>Call Model on Enterprise Phone:<br>Same as CTI Remote Device, all calls are<br>RIU Calls |                 |
| Variation :<br>Test the same with CSF Device in Extend<br>Mode                                                                                                                                                                               | Expected result would be same as observed<br>on CTI Remote Device                                                                                                                                                                                                                                            |                 |

### Join on Same Line

Precondition: same as above usecase

| Action                                                                                                                                       | TAPI messages              | TAPI structures |
|----------------------------------------------------------------------------------------------------------------------------------------------|----------------------------|-----------------|
| LineInitializeEx                                                                                                                             | Lines are Enumerated       |                 |
| Open all Lines (A, A', A" and C)<br>LineOpen() with ExtVer-0x000C0000                                                                        | LineOpen() returns Success |                 |
| Make Call between C and A1[Remote Destinaton], either normal incoming or DVO call on CTI Remote Device<br>Call Info is same above test cases |                            |                 |
| Make Call between D and A1<br>Call Info is same above Multiple Call across lines test case                                                   |                            |                 |

| Action                                                                                                                                                                                                                                                                     | TAPI messages                                                                                                                                                                                                                                                                                                                                                                                                  | TAPI structures |
|----------------------------------------------------------------------------------------------------------------------------------------------------------------------------------------------------------------------------------------------------------------------------|----------------------------------------------------------------------------------------------------------------------------------------------------------------------------------------------------------------------------------------------------------------------------------------------------------------------------------------------------------------------------------------------------------------|-----------------|
| <p>Join on the Primary Call[C ' A1]with [A1 ' D ] call as consult call</p> <p>CCiscoLineDevSpecificJoin() on the call [c ' A1] on Device A with CallIDstoJoin = CallID of Call [D ' A1]</p> <p>CTIRemoteDevice [A -Remote Destination], D and C will be in Conference.</p> | <p>Original Call on CTI Remote Device[A] [C ' A1]:</p> <p>LINE_CALSTATE = CONFERENCE</p> <p>Conference Parent Call on CTI Remote Device[A] :</p> <p>LINE_APPNEWCALL</p> <p>LINE_CALLSTATE -Param1 = CONNECTED</p> <p>Consult Call on CTI Remote Device[A] [D ' A1]:</p> <p>LINE_CALLSTATE -Param1 = CONFERENCE</p> <p>Conference Model will be created on CTI Remote Device and RIU Conference Model on EP</p> |                 |
| <p>Variation :</p> <p>Test the same with CSF Device in Extend Mode</p>                                                                                                                                                                                                     | <p>Expected result would be same as observed on CTI Remote Device</p>                                                                                                                                                                                                                                                                                                                                          |                 |

### Direct Transfer/Join Across Line on CTI Remote Device

Precondition: same as above usecase

| Action                                                                                                                                                  | TAPI messages              | TAPI structures |
|---------------------------------------------------------------------------------------------------------------------------------------------------------|----------------------------|-----------------|
| LineInitializeEx                                                                                                                                        | Lines are Enumerated       |                 |
| <p>Open all Lines (A, A', A" and C)</p> <p>LineOpen() with ExtVer-0x000C0000</p>                                                                        | LineOpen() returns Success |                 |
| <p>Make Call between C and A1[Remote Destinaton], either normal incoming or DVO call on CTI Remote Device</p> <p>Call Info is same above test cases</p> |                            |                 |
| <p>Make Call between D and A2</p> <p>Call Info is same above Multiple Call across lines test case</p>                                                   |                            |                 |

| Action                                                                                                                                                                                                                                                                                                                                                                                                    | TAPI messages                                                                                                       | TAPI structures |
|-----------------------------------------------------------------------------------------------------------------------------------------------------------------------------------------------------------------------------------------------------------------------------------------------------------------------------------------------------------------------------------------------------------|---------------------------------------------------------------------------------------------------------------------|-----------------|
| <p>Join on the Primary Call[C ' A1]with [A2 ' D ] call as consult call</p> <p>CCiscoLineDevSpecificJoin() on the call [c ' A1] on Device A with CallIDstoJoin = CallID of Call [D ' A2]</p> <p>Or</p> <p>CciscoLineDevSpecificDirectTransfer on the call [c ' A1] on Device A with ConsultCallID = CallID of [D ' A2]</p> <p>Direct Transfer / Join Across Line is not supported on CTI Remote Device</p> | <p>Line_Reply with error = LINEERR_OPERATIONUNAVAIL</p>                                                             |                 |
| <p>Variation:</p> <p>On any unsupported Feature Request</p> <p>For Example:</p> <p>CallAcceptRequest</p> <p>CallAnswerRequest</p> <p>CallParkRequest</p> <p>LineCallUnParkRequest</p>                                                                                                                                                                                                                     | <p>LINEERR_OPERATIONUNAVAIL</p> <p>Or PHONEERR_OPERATIONUNAVAIL</p> <p>Depending on the Line/Phone API request.</p> |                 |
| <p>Variation :</p> <p>Test the same with CSF Device in Extend Mode</p>                                                                                                                                                                                                                                                                                                                                    | <p>Expected result would be same as observed on CTI Remote Device</p>                                               |                 |

### Charge

Precondition: same as above usecase

| Action                                                                                                                                                  | TAPI messages              | TAPI structures |
|---------------------------------------------------------------------------------------------------------------------------------------------------------|----------------------------|-----------------|
| LineInitializeEx                                                                                                                                        | Lines are Enumerated       |                 |
| <p>Open all Lines (A, A', A" and C)</p> <p>LineOpen() with ExtVer-0x000C0000</p>                                                                        | LineOpen() returns Success |                 |
| <p>Make Call between C and A1[Remote Destinaton], either normal incoming or DVO call on CTI Remote Device</p> <p>Call Info is same above test cases</p> |                            |                 |

| Action                                                                                                                                                                                                                                                                                                                                                                                                       | TAPI messages                                                                                                                                                                                                                                                                                                                                                                                                                                                                                                                                                                                                                                                                                                                                  | TAPI structures |
|--------------------------------------------------------------------------------------------------------------------------------------------------------------------------------------------------------------------------------------------------------------------------------------------------------------------------------------------------------------------------------------------------------------|------------------------------------------------------------------------------------------------------------------------------------------------------------------------------------------------------------------------------------------------------------------------------------------------------------------------------------------------------------------------------------------------------------------------------------------------------------------------------------------------------------------------------------------------------------------------------------------------------------------------------------------------------------------------------------------------------------------------------------------------|-----------------|
| <p>cBarge from CTI Remote Device is not supported as CTI Remote Device is a Static virtual Device.</p> <p>cBarge from EP [Enterprise phone]</p> <p>*** cBarge will be successful and CTIRemote Device, EP and Caller will be in Conference.</p> <p>*** as CTI Remote Device doesn't report RIU calls, there won't be RIU Conference created on CTI Remote Device reflecting Active Conference Call on EP</p> | <p>Conference Call model on CTI Remote Device :</p> <p>[C ' A1]-[ Original Call1]-[ state = Conference]</p> <p>[A1 ' Conference]-[ Conference Parent Call]-[State = CONNECTED]</p> <p>[A1 ' A1(EP)]-[Consult Call]-[state -CONFERENCE]</p> <p>Call Model on Enterprise Phone:</p> <p>Active Conference Calls:</p> <p>[C ' A1(CTIRD)]-[ Original Call1]-[ state = Conference]</p> <p>[A1(EP) ' Conference]-[ Conference Parent Call]-[State = CONNECTED]</p> <p>[A1(EP) ' A1(CTIRD)]-[Consult Call]-[state -CONFERENCE]</p> <p>RIU Conference Calls:</p> <p>[C ' A1]-[ Original Call1]-[ state = Conference]</p> <p>[A1 ' Conference]-[ Conference Parent Call]-[State = CONNECTED]</p> <p>[A1 ' A1(EP)]-[Consult Call]-[state -CONFERENCE]</p> |                 |
| <p>Variation:</p> <p>Barge Operation on Enterprise Phone</p>                                                                                                                                                                                                                                                                                                                                                 | <p>Barge Operation will fail as CTI Remote Devices doesn't have BIB.</p>                                                                                                                                                                                                                                                                                                                                                                                                                                                                                                                                                                                                                                                                       |                 |
| <p>Variation :</p> <p>Test the same with CSF Device in Extend Mode</p>                                                                                                                                                                                                                                                                                                                                       | <p>Expected result would be same as observed on CTI Remote Device</p>                                                                                                                                                                                                                                                                                                                                                                                                                                                                                                                                                                                                                                                                          |                 |

### URI Dialing -Basic Incoming Call to CTI Remote Device

Precondition: InAddition to configuration from previous usecases

#### CTI Remote Device:

Line:

Line-A (DN -2000) (URI Configured -drajesh@cisco.com)

C (IP Phone -Name: SEPxxxxxxxx)

Line:

Line-C -DN -1000(URI configured -1000@cisco.com)

D (IP Phone -Name: SEPxxxxxxxx)

Line:

Line-D -DN -1001(URI configured -1001@cisco.com)

| Action                                                                                                                 | TAPI messages                                                                                                                                                                                                                                                                                                                                                                                                | TAPI structures |
|------------------------------------------------------------------------------------------------------------------------|--------------------------------------------------------------------------------------------------------------------------------------------------------------------------------------------------------------------------------------------------------------------------------------------------------------------------------------------------------------------------------------------------------------|-----------------|
| LineInitializeEx                                                                                                       | Lines are Enumerated                                                                                                                                                                                                                                                                                                                                                                                         |                 |
| Open all Lines (A, A' and C)<br>LineOpen() with ExtVer-0x000C0000                                                      | LineOpen() returns Success                                                                                                                                                                                                                                                                                                                                                                                   |                 |
| LineMakeCall on Line-C with URI of CTI Remote Device (DestinationAddress -drajesh@cisco.com)                           | LineMakeCall() success<br>Call on C :<br>LINE_CALLSTATE -Param1 = DIALING<br>LINE_CALLSTATE -Param1 = PROCEEDING<br>LINE_CALLSTATE -Param1 = RINGBACK<br>Call on CTI Remote Device :<br>LINE_APPNEWCALL<br>LINE_CALLSTATE -Param1 = OFFERING<br>LINE_CALLSTATE -Param1 = ACCEPTED<br>Call on Enterprise Phone :<br>LINE_APPNEWCALL<br>LINE_CALLSTATE -Param1 = OFFERING<br>LINE_CALLSTATE -Param1 = ACCEPTED |                 |
| After "Delay Before Ringing Timer" expires the call is offered on Remote Destinations and all Remote Destinations Ring |                                                                                                                                                                                                                                                                                                                                                                                                              |                 |

| Action                                | TAPI messages             | TAPI structures                                                                                                                                                                                                                                                                                                                                                                                                                                                                                                                                                                                                                                                     |
|---------------------------------------|---------------------------|---------------------------------------------------------------------------------------------------------------------------------------------------------------------------------------------------------------------------------------------------------------------------------------------------------------------------------------------------------------------------------------------------------------------------------------------------------------------------------------------------------------------------------------------------------------------------------------------------------------------------------------------------------------------|
| LineGetCallInfo() on call on Device C | LineGetCallInfo() success | <p>LineCallInfo ::</p> <p>dwCallerID = 1000</p> <p>dwCallerIDName = 1000name</p> <p>dwCalledID = 2000</p> <p>dwCalledIDName = 2000name</p> <p>DevSpecific ::</p> <p>UnicodeCallerPartyName = 1000name</p> <p>UnicodeCalledPartyName = 2000name</p> <p>UnicodeConnectedPartyName =</p> <p>SIP URI Info:</p> <p>Caller :</p> <p>[User   Host   Port   TransportType   URI Type] = [100   Cisco.com   0x0   0x0   0x1]</p> <p>Called :</p> <p>[User   Host   Port   TransportType   URI Type] = [drajesh   Cisco.com   0x0   0x0   0x1]</p> <p>Connected : Empty</p> <p>ModifiedCallingParty = 1000</p> <p>ModifiedCalledParty = 2000</p> <p>ModifiedConnectedID =</p> |

| Action                                  | TAPI messages                                                                                                                                                                                                                                                          | TAPI structures                                                                                                                                                                                                                                                                                                                                                                                                                                                                                                                                                                                                                                                     |
|-----------------------------------------|------------------------------------------------------------------------------------------------------------------------------------------------------------------------------------------------------------------------------------------------------------------------|---------------------------------------------------------------------------------------------------------------------------------------------------------------------------------------------------------------------------------------------------------------------------------------------------------------------------------------------------------------------------------------------------------------------------------------------------------------------------------------------------------------------------------------------------------------------------------------------------------------------------------------------------------------------|
| LineGetCallInfo() on call on Device A/B | LineGetCallInfo() success                                                                                                                                                                                                                                              | <p>LineCallInfo ::</p> <p>dwCallerID = 1000</p> <p>dwCallerIDName = 1000name</p> <p>dwCalledID = 2000</p> <p>dwCalledIDName = 2000name</p> <p>DevSpecific ::</p> <p>UnicodeCallerPartyName = 1000name</p> <p>UnicodeCalledPartyName = 2000name</p> <p>UnicodeConnectedPartyName =</p> <p>SIP URI Info:</p> <p>Caller :</p> <p>[User   Host   Port   TransportType   URI Type] = [100   Cisco.com   0x0   0x0   0x1]</p> <p>Called :</p> <p>[User   Host   Port   TransportType   URI Type] = [drajesh   Cisco.com   0x0   0x0   0x1]</p> <p>Connected : Empty</p> <p>ModifiedCallingParty = 1000</p> <p>ModifiedCalledParty = 2000</p> <p>ModifiedConnectedID =</p> |
| Answer on any of the Remote Destination | <p>Call on C :</p> <p>LINE_CALLSTATE -Param1 = CONNECTED</p> <p>Call on CTI Remote Device :</p> <p>LINE_CALLSTATE -Param1 = CONNECTED (active)</p> <p>Call on Enterprise Phone :</p> <p>LINE_CALLSTATE -</p> <p>Param1 = CONNECTED</p> <p>Param2 = 0x02 (Inactive)</p> |                                                                                                                                                                                                                                                                                                                                                                                                                                                                                                                                                                                                                                                                     |

| Action                                | TAPI messages             | TAPI structures                                                                                                                                                                                                                                                                                                                                                                                                                                                                                                                                                                                                                                                                                                                                                                                                                                          |
|---------------------------------------|---------------------------|----------------------------------------------------------------------------------------------------------------------------------------------------------------------------------------------------------------------------------------------------------------------------------------------------------------------------------------------------------------------------------------------------------------------------------------------------------------------------------------------------------------------------------------------------------------------------------------------------------------------------------------------------------------------------------------------------------------------------------------------------------------------------------------------------------------------------------------------------------|
| LineGetCallInfo() on call on Device C | LineGetCallInfo() success | <p>LineCallInfo ::</p> <p>dwCallerID = 1000</p> <p>dwCallerIDName = 1000name</p> <p>dwCalledID = 2000</p> <p>dwCalledIDName = 2000name</p> <p>dwConnectedID = 2000</p> <p>dwConnectedIDName = CTIRD-2000name</p> <p>DevSpecific ::</p> <p>UnicodeCallerPartyName = 1000name</p> <p>UnicodeCalledPartyName = 2000name</p> <p>UnicodeConnectedPartyName = CTIRD-2000name</p> <p>SIP URI Info:</p> <p>Caller :</p> <p>[User   Host   Port   TransportType   URI Type] = [100   Cisco.com   0x0   0x0   0x1]</p> <p>Called :</p> <p>[User   Host   Port   TransportType   URI Type] = [drajesh   Cisco.com   0x0   0x0   0x1]</p> <p>Connected :</p> <p>[User   Host   Port   TransportType   URI Type] = [drajesh   Cisco.com   0x0   0x0   0x1]</p> <p>ModifiedCallingParty = 1000</p> <p>ModifiedCalledParty = 2000</p> <p>ModifiedConnectedID = 2000</p> |

| Action                                  | TAPI messages             | TAPI structures                                                                                                                                                                                                                                                                                                                                                                                                                                                                                                                                                                                                                                                                                                                                                                                                                                      |
|-----------------------------------------|---------------------------|------------------------------------------------------------------------------------------------------------------------------------------------------------------------------------------------------------------------------------------------------------------------------------------------------------------------------------------------------------------------------------------------------------------------------------------------------------------------------------------------------------------------------------------------------------------------------------------------------------------------------------------------------------------------------------------------------------------------------------------------------------------------------------------------------------------------------------------------------|
| LineGetCallInfo() on call on Device A/B | LineGetCallInfo() success | <p>LineCallInfo ::</p> <p>dwCallerID = 1000</p> <p>dwCallerIDName = 1000name</p> <p>dwCalledID = 2000</p> <p>dwCalledIDName = 2000name</p> <p>dwConnectedID = 2000</p> <p>dwConnectedIDName = CTIRD-2000name</p> <p>DevSpecific ::</p> <p>UnicodeCallerPartyName = 1000name</p> <p>UnicodeCalledPartyName = 2000name</p> <p>UnicodeConnectedPartyName = CTIRD-2000name</p> <p>SIP URI Info:</p> <p>Caller :</p> <p>[User   Host   Port   TransportType   URI Type] = [100   Cisco.com   0x0   0x0   0x1]</p> <p>Called :</p> <p>[User   Host   Port   TransportType   URI Type] = [drajesh   Cisco.com   0x0   0x0   0x1]</p> <p>Connected :</p> <p>[User   Host   Port   TransportType   URI Type] = [100   Cisco.com   0x0   0x0   0x1]</p> <p>ModifiedCallingParty = 1000</p> <p>ModifiedCalledParty = 2000</p> <p>ModifiedConnectedID = 2000</p> |

| Action                                                                                                                                           | TAPI messages                                                                                                                                                                                                                                                                                                                                         | TAPI structures |
|--------------------------------------------------------------------------------------------------------------------------------------------------|-------------------------------------------------------------------------------------------------------------------------------------------------------------------------------------------------------------------------------------------------------------------------------------------------------------------------------------------------------|-----------------|
| LineDrop() for the call on Device A (CTI-RD)<br>Call on Remote Destination is dropped                                                            | LineDrop() success<br>Call on C :<br>LINE_CALLSTATE -Param1 = DISCONNECTED<br>LINE_CALLSTATE -Param1 = IDLE<br>Call on CTI Remote Device :<br>LINE_CALLSTATE -Param1 = DISCONNECTED<br>LINE_CALLSTATE -Param1 = IDLE<br>Call on Enterprise Phone :<br>LINE_CALLSTATE -Param1 = CONNECTED<br>Param2 = 0x02 (Inactive)<br>LINE_CALLSTATE -Param1 = IDLE |                 |
| Variation :<br>Answer the call on Enterprise Phone (B)<br>LineAnswer() on the call on Device B<br>Call on Remote Device/Remote Destination drops | Call on C :<br>LINE_CALLSTATE -Param1 = CONNECTED<br>Call on CTI Remote Device :<br>LINE_CALLSTATE -Param1 = DISCONNECTED<br>LINE_CALLSTATE -Param1 = IDLE<br>Call on Enterprise Phone :<br>LINE_CALLSTATE -Param1 = CONNECTED                                                                                                                        |                 |

### URI Dialing -DVO Call (Outgoing Call Initiation From CTI Remote Device)

Precondition: same as above usecase

| Action                                                            | TAPI messages              | TAPI structures |
|-------------------------------------------------------------------|----------------------------|-----------------|
| LineInitializeEx                                                  | Lines are Enumerated       |                 |
| Open all Lines (A, A' and C)<br>LineOpen() with ExtVer-0x000C0000 | LineOpen() returns Success |                 |

| Action                                                                                                                                                                                                                                                                         | TAPI messages                                                                                                                               | TAPI structures                                                                                                                                                                                                                                                                                                                                                           |
|--------------------------------------------------------------------------------------------------------------------------------------------------------------------------------------------------------------------------------------------------------------------------------|---------------------------------------------------------------------------------------------------------------------------------------------|---------------------------------------------------------------------------------------------------------------------------------------------------------------------------------------------------------------------------------------------------------------------------------------------------------------------------------------------------------------------------|
| LineMakeCall on Line-A with DN (C -DN 1000)                                                                                                                                                                                                                                    | LineMakeCall() returns RequestID<br>LINE_REPLY<br>Param1 = RequestID<br>Param2 =<br>LINEERR_OPERATION_FAIL_NO_ACTIVE_RD_SET<br>(0xC0000016) |                                                                                                                                                                                                                                                                                                                                                                           |
| Update Remote Destination RD1<br>"Mobile" on CTI Remote Device A with<br>IsActive set to true<br>CiscoLineDevSpecific<br>UpdateRemoteDestination Req<br>m_RDNumber = "914086271309"<br>m_UnicodeRDName = "Mobile"<br>m_NewRDNumber = "914086271309"<br>m_activeRD = 0x00000001 | EVENT = LINE_DEVSPECIFIC<br>dwParam1 =<br>SLDSMT_LINE_PROPERTY_CHANGED<br>dwParam2 =<br>LPCT_REMOTE_DESTINATION_INFO<br>(0x00004000)        |                                                                                                                                                                                                                                                                                                                                                                           |
| LineGetDevCaps() with dwDeviceID =<br>LineDeviceID of Line-A.                                                                                                                                                                                                                  | LineGetDevCaps() returns success                                                                                                            | LINEDEVCAPS::DevSpecific<br>dwLineTypes = (0x00000000)<br>DeviceProtocolType =<br>DeviceProtocolType_CTI_REMOTE_DEVICE (0x03)<br>Remote Destination Info:<br>unicodeRDName = "Mobile"<br>RDNumber = "4086271309"<br>isActiveRD = 0x00000001<br>unicodeRDName = "Office"<br>RDNumber = "4089022131"<br>isActiveRD = 0x00000000<br>IsMyAppLastToSetActiveRD =<br>0x00000001 |
| LineMakeCall on Line-A with URI of C<br>(DestinationAddress -1000@cisco.com)<br>*** Only Remote Destination "Mobile"<br>rings and it rings immediately as the RD is<br>set Active<br>*** No Call presented on EP                                                               | LineMakeCall() success<br>Call on CTI Remote Device :<br>LINE_CALLSTATE -Param1 =<br>OFFERING                                               |                                                                                                                                                                                                                                                                                                                                                                           |

| Action                                                                                     | TAPI messages                                           | TAPI structures                                                                                                                                                                                                                                                                                                                                                                                                                                                                                                                                                                                            |
|--------------------------------------------------------------------------------------------|---------------------------------------------------------|------------------------------------------------------------------------------------------------------------------------------------------------------------------------------------------------------------------------------------------------------------------------------------------------------------------------------------------------------------------------------------------------------------------------------------------------------------------------------------------------------------------------------------------------------------------------------------------------------------|
| Answer the first Call on CTI Remote Device:<br>Answer() on the call on CTIRemote Device(A) | LineAnswer() fail with Error<br>LINEEE_OPERATIONUNAVAIL |                                                                                                                                                                                                                                                                                                                                                                                                                                                                                                                                                                                                            |
| LineGetCallInfo() on call on Device A(CTIRD)                                               | LineGetCallInfo() success                               | LineCallInfo ::<br>dwCallerID = 2000<br>dwCallerIDName = voiceConnect<br>dwCalledID = 2000<br>dwCalledIDName = 2000name<br>DevSpecific ::<br>UnicodeCallerPartyName =<br>UnicodeCalledPartyName = 2000name<br>UnicodeConnectedPartyName =<br>SIP URI Info:<br>Caller :<br>[User   Host   Port   TransportType   URI Type] = empty<br>Called :<br>[User   Host   Port   TransportType   URI Type] = [drajesh   Cisco.com   0x0   0x0   0x1]<br>Connected :<br>[User   Host   Port   TransportType   URI Type] = empty<br>ModifiedCallingParty = 2000<br>ModifiedCalledParty = 2000<br>ModifiedConnectedID = |

| Action                                                                                                                                                                               | TAPI messages                                                                                                                                                                                                                                                                                                                                                                                                  | TAPI structures |
|--------------------------------------------------------------------------------------------------------------------------------------------------------------------------------------|----------------------------------------------------------------------------------------------------------------------------------------------------------------------------------------------------------------------------------------------------------------------------------------------------------------------------------------------------------------------------------------------------------------|-----------------|
| <p>Once Remote Destination answers the call, call will be offered on initial dialed number C</p> <p>Call will be present on Enterprise Phone and call will be Remote In Use Call</p> | <p>Call on C :</p> <p>LINE_CALLSTATE -Param1 = OFFERING</p> <p>LINE_CALLSTATE -Param1 = ACCEPTED</p> <p>Call on CTI Remote Device :</p> <p>LINE_CALLSTATE -Param1 = CONNECTED</p> <p>LINE_CALLSTATE -Param1 = RINGBACK</p> <p>Call on Enterprise Phone :</p> <p>LINE_APPNEWCALL</p> <p>LINE_CALLSTATE -Param1 = ACCEPTED</p> <p>LINE_CALLSTATE -</p> <p>Param1 = CONNECTED</p> <p>Param2 = 0x02 (Inactive)</p> |                 |
| <p>C answers the call</p> <p>LineAnswer() on call on Device-C</p>                                                                                                                    | <p>LineAnswer() success</p> <p>Call on C :</p> <p>LINE_CALLSTATE -Param1 = CONNECTED</p> <p>Call on CTI Remote Device :</p> <p>LINE_CALLSTATE -Param1 = CONNECTED (active)</p> <p>Call on Enterprise Phone :</p> <p>LINE_CALLSTATE -</p> <p>Param1 = CONNECTED</p> <p>Param2 = 0x02 (Inactive)</p>                                                                                                             |                 |

| Action                                | TAPI messages             | TAPI structures                                                                                                                                                                                                                                                                                                                                                                                                                                                                                                                                                                                                                                                                                                                                                                                                                                                                                                                                         |
|---------------------------------------|---------------------------|---------------------------------------------------------------------------------------------------------------------------------------------------------------------------------------------------------------------------------------------------------------------------------------------------------------------------------------------------------------------------------------------------------------------------------------------------------------------------------------------------------------------------------------------------------------------------------------------------------------------------------------------------------------------------------------------------------------------------------------------------------------------------------------------------------------------------------------------------------------------------------------------------------------------------------------------------------|
| LineGetCallInfo() on call on Device C | LineGetCallInfo() success | <p>LineCallInfo ::</p> <p>CallReason = UNKNOWN (0x400)</p> <p>dwCallerID = 2000</p> <p>dwCallerIDName = 2000name</p> <p>dwCalledID = 1000</p> <p>dwCalledIDName = 1000name</p> <p>dwConnectedID = 2000</p> <p>dwConnectedIDName = CTIRD-2000name</p> <p>DevSpecific ::</p> <p>ExtendedCallReason =</p> <p>CtiReasonMobility(0x021 = 33)</p> <p>UnicodeCallerPartyName = 2000name</p> <p>UnicodeCalledPartyName = 1000name</p> <p>UnicodeConnectedPartyName = 2000name</p> <p>SIP URI Info:</p> <p>Caller :</p> <p>[User   Host   Port   TransportType   URI Type] = [drajesh   Cisco.com   0x0   0x0   0x1]</p> <p>Called :</p> <p>[User   Host   Port   TransportType   URI Type] = [100   Cisco.com   0x0   0x0   0x1]</p> <p>Connected :</p> <p>[User   Host   Port   TransportType   URI Type] = [drajesh   Cisco.com   0x0   0x0   0x1]</p> <p>ModifiedCallingParty = 2000</p> <p>ModifiedCalledParty = 1000</p> <p>ModifiedConnectedID = 2000</p> |

| Action                                  | TAPI messages             | TAPI structures                                                                                                                                                                                                                                                                                                                                                                                                                                                                                                                                                                                                                                                                                                                                                                                                                                                                                                       |
|-----------------------------------------|---------------------------|-----------------------------------------------------------------------------------------------------------------------------------------------------------------------------------------------------------------------------------------------------------------------------------------------------------------------------------------------------------------------------------------------------------------------------------------------------------------------------------------------------------------------------------------------------------------------------------------------------------------------------------------------------------------------------------------------------------------------------------------------------------------------------------------------------------------------------------------------------------------------------------------------------------------------|
| LineGetCallInfo() on call on Device A/B | LineGetCallInfo() success | <p>LineCallInfo ::</p> <p>dwCallerID = 2000</p> <p>dwCallerIDName = 2000name</p> <p>dwCalledID = 2000</p> <p>dwCalledIDName = 2000name</p> <p>dwConnectedID = 1000</p> <p>dwConnectedIDName = 1000name</p> <p>DevSpecific ::</p> <p>CallAttributeType =</p> <p>TSPCallAttribute_DVOCall (0x00002000)</p> <p>UnicodeCallerPartyName = 2000name</p> <p>UnicodeCalledPartyName = 2000name</p> <p>UnicodeConnectedPartyName = 1000name</p> <p>SIP URI Info:</p> <p>Caller :</p> <p>[User   Host   Port   TransportType   URI Type] = [drajesh   Cisco.com   0x0   0x0   0x1]</p> <p>Called :</p> <p>[User   Host   Port   TransportType   URI Type] = [drajesh   Cisco.com   0x0   0x0   0x1]</p> <p>Connected :</p> <p>[User   Host   Port   TransportType   URI Type] = [1000   Cisco.com   0x0   0x0   0x1]</p> <p>ModifiedCallingParty = 2000</p> <p>ModifiedCalledParty = 2000</p> <p>ModifiedConnectedID = 1000</p> |

| Action                                                      | TAPI messages                                                                                                                                                                                                                                                                                                                                         | TAPI structures |
|-------------------------------------------------------------|-------------------------------------------------------------------------------------------------------------------------------------------------------------------------------------------------------------------------------------------------------------------------------------------------------------------------------------------------------|-----------------|
| LineDrop() for the call on Device A (CTI-RD)                | LineDrop() success<br>Call on C :<br>LINE_CALLSTATE -Param1 = DISCONNECTED<br>LINE_CALLSTATE -Param1 = IDLE<br>Call on CTI Remote Device :<br>LINE_CALLSTATE -Param1 = DISCONNECTED<br>LINE_CALLSTATE -Param1 = IDLE<br>Call on Enterprise Phone :<br>LINE_CALLSTATE -Param1 = CONNECTED<br>Param2 = 0x02 (Inactive)<br>LINE_CALLSTATE -Param1 = IDLE |                 |
| Variation :<br>Test the same with CSF Device in Extend Mode | Expected result would be same as observed on CTI Remote Device                                                                                                                                                                                                                                                                                        |                 |

## CTI RD Call Forwarding

**Table 69: Use Case 1: Device A Calls CTIRD When Active RD Is Not Set and "Route calls to all remote destinations when client is not connected" Is Enabled.**

| Scenario                                                                                                                                           | Expected Result                                          |
|----------------------------------------------------------------------------------------------------------------------------------------------------|----------------------------------------------------------|
| 1. Provider Open request<br>2. Issue Line Open on remote device and devices which have the remote destinations<br>3. Phone A makes a call to CTIRD | Incoming calls are Forwarded to all remote destinations. |

**Table 70: Use Case 2: Device A Calls CTIRD When Active RD Is Not Set and "Route calls to all remote destinations when client is not connected" Is Disabled. There Is No Call Forward Number Set on the Shared Enterprise Phone**

| Scenario                                                                                                                                           | Expected Result                                   |
|----------------------------------------------------------------------------------------------------------------------------------------------------|---------------------------------------------------|
| 1. Provider Open request<br>2. Issue Line Open on remote device and devices which have the remote destinations<br>3. Phone A makes a call to CTIRD | Call is disconnected with reason code -USER_BUSY. |

**Table 71: Use Case 3: Device A Calls CTIRD When CTI Remote Device Is Observed , Remote Destination Is Not Configured and "Route calls to all remote destinations when client is not connected" Is Enabled (CFNA Is Configured On Enterprise Number to Voice Mail Box)**

| Scenario                                                                                                                                           | Expected Result                       |
|----------------------------------------------------------------------------------------------------------------------------------------------------|---------------------------------------|
| 1. Provider Open request<br>2. Issue Line Open on remote device and devices which have the remote destinations<br>3. Phone A makes a call to CTIRD | Call will route to voice mail number. |

**Table 72: Use Case 4: Device A Calls CTIRD When CTI Remote Device Is Observed , Remote Destination Is Not Configured and "Route calls to all remote destinations when client is not connected" Is Disabled (CFNA Is Configured On Enterprise Number to Voice Mail Box)**

| Scenario                                                                                                                                           | Expected Result                       |
|----------------------------------------------------------------------------------------------------------------------------------------------------|---------------------------------------|
| 1. Provider Open request<br>2. Issue Line Open on remote device and devices which have the remote destinations<br>3. Phone A makes a call to CTIRD | Call will route to voice mail number. |

**Table 73: Use Case 5: DeviceA Calls CTIRD When Active RD Is Set and "Route calls to all remote destinations when client is not connected" Is Enabled. Setup: A IP Phone, B CTI-RD, C RDD1, D RDD2. Active RD Is Set to C**

| Scenario                                                                                                                                                                | Expected Result                                                   |
|-------------------------------------------------------------------------------------------------------------------------------------------------------------------------|-------------------------------------------------------------------|
| 1. Provider Open request<br>2. Issue Line Open on remote device and devices which have the remote destinations<br>3. Phone A makes a call to B<br>4. C answers the call | Incoming calls is routed to active remote destination, such as C. |

**Table 74: Use Case 6: Device A Calls CTIRD When Active RD Is Set and "Route calls to all remote destinations when client is not connected" Is Enabled. Setup: A IP Phone, B CTI-RD, C RDD1, D RDD2. Active RD Is Set to C**

| Scenario                                                                                                                                       | Expected Result                                        |
|------------------------------------------------------------------------------------------------------------------------------------------------|--------------------------------------------------------|
| 1. Provider Open request<br>2. Issue Line Open on remote device and devices which have the remote destinations<br>3. Phone A makes a call to B | Incoming calls is routed to active remote destination. |

## Video Capabilities and Multimedia Information

Use cases related to Video Capabilities and Multi-Media Information feature are mentioned below:

**Media Capability on Device A (SIP Phone with Camera) Which Is Video-Enabled, Supports Telepresence, and Has 2 Screens**

| Action                                                                                                                        | Expected events                                                                                                                                     |
|-------------------------------------------------------------------------------------------------------------------------------|-----------------------------------------------------------------------------------------------------------------------------------------------------|
| LineInitializeEx<br><br>Issue LineGetDevCaps() with Ext version 0x000D0000 with deviceId for linedevice A<br><br>LineShutdown | LINEGETDEVCAPS::DEVSPECIFIC exposes Video Capability =<br>0x00000001[CiscoDeviceVideoCapability_Enabled]<br>TelepresenceInfo = 1<br>ScreenCount = 2 |

### Media Capability on Device A (SIP Phone) Which Is Not Video-Enabled, Supports Telepresence, and Has 2 Screens

| Action                                                                            | Expected events                                                                                                                                |
|-----------------------------------------------------------------------------------|------------------------------------------------------------------------------------------------------------------------------------------------|
| LineInitializeEx                                                                  |                                                                                                                                                |
| Issue LineGetDevCaps() with Ext version 0x000D0000 with deviceId for linedevice A | LINEGETDEVCAPS::DEVSPECIFIC exposes Media Capability = 0x00000000 [CiscoDeviceVideoCapability_None]<br>TelepresenceInfo = 1<br>ScreenCount = 2 |
| LineShutdown                                                                      |                                                                                                                                                |

### Media Capability on Device A (CTI Port/Remote Point)

| Action                                                                            | Expected events                                                                                                                                                |
|-----------------------------------------------------------------------------------|----------------------------------------------------------------------------------------------------------------------------------------------------------------|
| LineInitializeEx                                                                  |                                                                                                                                                                |
| Issue LineGetDevCaps() with Ext version 0x000D0000 with deviceId for linedevice A | <p>LINEGETDEVCAPS::DEVSPECIFIC exposes Media Capability = 0x00000000 [CiscoDeviceVideoCapability_None]</p> <p>TelepresenceInfo = 0</p> <p>Screen Count = 0</p> |
| LineShutdown                                                                      |                                                                                                                                                                |

### Media Capability on an Acquired Device B Which Is Media-Enabled (super Provider Scenario), Supports Telepresence, and Has 3 Screens

| Action                                                                                                                                                                                                                                                                         | Expected events                                                                                                                                                                                                                                               |
|--------------------------------------------------------------------------------------------------------------------------------------------------------------------------------------------------------------------------------------------------------------------------------|---------------------------------------------------------------------------------------------------------------------------------------------------------------------------------------------------------------------------------------------------------------|
| <p>LineInitializeEx</p> <p>LineOpen with Ext version 0x000D0000 with deviceId for linedevice A</p> <p>Issue CCiscoLineDevSpecificAcquire to Acquire Device B.</p> <p>Issue LineGetDevCaps() with Ext version 0x000D0000 with deviceId for linedevice B</p> <p>LineShutdown</p> | <p>LineOpen successful.</p> <p>Device Acquired Successfully. LINE_CREATE message fired.</p> <p>LINEGETDEVCAPS::DEVSPECIFIC exposes Media Capability = 0x00000001 [CiscoDeviceVideoCapability_Enabled]</p> <p>TelepresenceInfo = 1</p> <p>Screen Count = 3</p> |

### Media Capability on Device A (ParkDN/Pickupdevice)

| Action                                                                                                                               | Expected events                                                                                                                                                |
|--------------------------------------------------------------------------------------------------------------------------------------|----------------------------------------------------------------------------------------------------------------------------------------------------------------|
| <p>LineInitializeEx</p> <p>Issue LineGetDevCaps() with Ext version 0x000D0000 with deviceId for linedevice A</p> <p>LineShutdown</p> | <p>LINEGETDEVCAPS::DEVSPECIFIC exposes Media Capability = 0x00000000 [CiscoDeviceVideoCapability_None]</p> <p>TelepresenceInfo = 0</p> <p>Screen Count = 0</p> |

**Media Capability on Device A (SIP Phone Which Is Unregistered and Is Video-Enabled)**

| Action                                                                                                                        | Expected events                                                                                                                                         |
|-------------------------------------------------------------------------------------------------------------------------------|---------------------------------------------------------------------------------------------------------------------------------------------------------|
| LineInitializeEx<br><br>Issue LineGetDevCaps() with Ext version 0x000D0000 with deviceId for linedevice A<br><br>LineShutdown | LINEGETDEVCAPS::DEVSPECIFIC exposes Media Capability = 0x00000000 [CiscoDeviceVideoCapability_None]<br><br>TelepresenceInfo = 0<br><br>Screen Count = 0 |

**Video Capability on Device B (A Is a SIP Phone with Video-Enabled and B Is SIP Phone with Video-Enabled), Both Devices Support Telepresence, and Have 3 Screens**

| Action                                                                                                                                              | Expected events                                                                                                                                                                                                                                                                                                                                                                                                  |
|-----------------------------------------------------------------------------------------------------------------------------------------------------|------------------------------------------------------------------------------------------------------------------------------------------------------------------------------------------------------------------------------------------------------------------------------------------------------------------------------------------------------------------------------------------------------------------|
| LineInitializeEx<br><br>A does a LineMakeCall to B, B answers.<br><br>Issue LineGetcallInfo() with Ext version for linedevice B<br><br>LineShutdown | B :<br>LINEGETCALLINFO::DEVSPECIFIC exposes<br>CallingPartyVideoCapabilities :<br>VideoCapStatus = 0x000000001[CiscoDeviceVideoCapability_Enabled]<br>TelepresenceInfo = 0x000000001(Telepresence Enabled)<br>Screen Count = 3<br>CalledPartyVideoCapabilities :<br>VideoCapStatus = 0x000000001[CiscoDeviceVideoCapability_Enabled]<br>TelepresenceInfo = 0x000000001(Telepresence Enabled)<br>Screen Count = 3 |

| Action                                                                                                                                                                | Expected events                                                                                                                                                                                                                                                                                                                                                                                                                                                   |
|-----------------------------------------------------------------------------------------------------------------------------------------------------------------------|-------------------------------------------------------------------------------------------------------------------------------------------------------------------------------------------------------------------------------------------------------------------------------------------------------------------------------------------------------------------------------------------------------------------------------------------------------------------|
| <p>Variation 1:</p> <p>A has video enabled and B has video disabled. A has Telepresence enabled and has 3 screens, B has Telepresence disabled and has 1 screens.</p> | <p>B:</p> <p>LINEGETCALLINFO::DEVSPECIFIC exposes</p> <p>CallingPartyVideoCapabilities :</p> <p>VideoCapStatus =<br/>0x000000001[CiscoDeviceVideoCapability_Enabled]</p> <p>TelepresenceInfo = 0x000000001(Telepresence Enabled)</p> <p>Screen Count = 3</p> <p>CalledPartyVideoCapabilities :</p> <p>VideoCapStatus =<br/>0x000000000[CiscoDeviceVideoCapability_None]</p> <p>TelepresenceInfo = 0x000000000(Telepresence Disabled)</p> <p>Screen Count = 1</p>  |
| <p>Variation 2:</p> <p>A has video enabled,1 scren and B is a CTI Port or Route Point.</p>                                                                            | <p>B:</p> <p>LINEGETCALLINFO::DEVSPECIFIC exposes</p> <p>CallingPartyVideoCapabilities :</p> <p>VideoCapStatus =<br/>0x000000001[CiscoDeviceVideoCapability_Enabled]</p> <p>TelepresenceInfo = 0x000000000(Telepresence Disabled)</p> <p>Screen Count = 1</p> <p>CalledPartyVideoCapabilities :</p> <p>VideoCapStatus =<br/>0x000000000[CiscoDeviceVideoCapability_None]</p> <p>TelepresenceInfo = 0x000000000(Telepresence Disabled)</p> <p>Screen Count = 0</p> |

**Video Capability on Device C After Redirect (A Is a SIP Phone Which Is Video-Disabled, B and C Are Video-Enabled)**

| Action                                                                                                                                                                             | Expected events                                                                                                                                                                                                                   |
|------------------------------------------------------------------------------------------------------------------------------------------------------------------------------------|-----------------------------------------------------------------------------------------------------------------------------------------------------------------------------------------------------------------------------------|
| <p>LineInitializeEx</p> <p>A does a LineMakeCall to B.</p> <p>B redirects to C, C answers</p> <p>Issue LineGetcallInfo() with Ext version for linedevice C</p> <p>LineShutdown</p> | <p>C:</p> <p>LINEGETCALLINFO::DEVSPECIFIC exposes</p> <p>CallingPartyVideoCapStatus =<br/>0x000000000[CiscoDeviceVideoCapability_None]</p> <p>CalledPartyVideoCapStatus =<br/>0x000000001[CiscoDeviceVideoCapability_Enabled]</p> |

**Video Capability on Device C After Blindtransfer (A Is a SIP Phone Which Is Video-Disabled, B and C Are Video-Enabled)**

| Action                                                                                                                                                                                         | Expected events                                                                                                                                                                                                                   |
|------------------------------------------------------------------------------------------------------------------------------------------------------------------------------------------------|-----------------------------------------------------------------------------------------------------------------------------------------------------------------------------------------------------------------------------------|
| <p>LineInitializeEx</p> <p>A does a LineMakeCall to B.</p> <p>B does a blindtransfers to C, C answers</p> <p>Issue LineGetcallInfo() with Ext version for linedevice C</p> <p>LineShutdown</p> | <p>C:</p> <p>LINEGETCALLINFO::DEVSPECIFIC exposes</p> <p>CallingPartyVideoCapStatus =<br/>0x000000000[CiscoDeviceVideoCapability_None]</p> <p>CalledPartyVideoCapStatus =<br/>0x000000001[CiscoDeviceVideoCapability_Enabled]</p> |

### Video Capability on Device C After Consult Transfer (A Is a SIP Phone Which Is Video-Disabled, B and C Are Video-Enabled)

| Action                                                                                                                                                                                                                                     | Expected events                                                                                                                                                                                                                      |
|--------------------------------------------------------------------------------------------------------------------------------------------------------------------------------------------------------------------------------------------|--------------------------------------------------------------------------------------------------------------------------------------------------------------------------------------------------------------------------------------|
| <p>LineInitializeEx</p> <p>A does a LineMakeCall to B.</p> <p>B does a LineSetupTransfer to C,<br/>C answers</p> <p>B does a LineCompleteTransfer</p> <p>Issue LineGetcallInfo() with Ext version for linedevice C</p> <p>LineShutdown</p> | <p>C:</p> <p>LINEGETCALLINFO::DEVSPECIFIC exposes</p> <p>CallingPartyVideoCapStatus =<br/>0x000000001[CiscoDeviceVideoCapability_Enabled]</p> <p>CalledPartyVideoCapStatus =<br/>0x000000001[CiscoDeviceVideoCapability_Enabled]</p> |

### Video Capability on Device B on an Existing Call (Both A and B Are SIP Phones Which Are Video-Enabled)

| Action                                                                                                                                             | Expected events                                                                                                                                                                                                                      |
|----------------------------------------------------------------------------------------------------------------------------------------------------|--------------------------------------------------------------------------------------------------------------------------------------------------------------------------------------------------------------------------------------|
| <p>A does a Call to B, B answers.</p> <p>LineInitializeEx</p> <p>Issue LineGetcallInfo() with Ext version for linedevice B</p> <p>LineShutdown</p> | <p>B:</p> <p>LINEGETCALLINFO::DEVSPECIFIC exposes</p> <p>CallingPartyVideoCapStatus =<br/>0x000000001[CiscoDeviceVideoCapability_Enabled]</p> <p>CalledPartyVideoCapStatus =<br/>0x000000001[CiscoDeviceVideoCapability_Enabled]</p> |
| <p>Variation 1:</p> <p>A has video enabled and B has video disabled.</p>                                                                           | <p>B:</p> <p>LINEGETCALLINFO::DEVSPECIFIC exposes</p> <p>CallingPartyVideoCapStatus =<br/>0x000000001[CiscoDeviceVideoCapability_Enabled]</p> <p>CalledPartyVideoCapStatus =<br/>0x000000000[CiscoDeviceVideoCapability_None]</p>    |

| Action                                                                  | Expected events                                                                                                                                                                                              |
|-------------------------------------------------------------------------|--------------------------------------------------------------------------------------------------------------------------------------------------------------------------------------------------------------|
| Variation 2:<br>A has video enabled and B is a CTI Port or Route Point. | B:<br>LINEGETCALLINFO::DEVSPECIFIC exposes<br>CallingPartyVideoCapStatus =<br>0x000000001[CiscoDeviceVideoCapability_Enabled]<br>CalledPartyVideoCapStatus =<br>0x000000000[CiscoDeviceVideoCapability_None] |

### Dynamic Media Capability Change on Device A (SIP Phone with Camera) Which Is Video-Enabled

| Action                                                                                                                                                                                                                             | Expected events                                                                                                                                                                                                                           |
|------------------------------------------------------------------------------------------------------------------------------------------------------------------------------------------------------------------------------------|-------------------------------------------------------------------------------------------------------------------------------------------------------------------------------------------------------------------------------------------|
| LineInitializeEx<br><br>LineOpen on A<br><br>Issue LineGetDevCaps() with Ext version 0x000D0000 with<br>deviceId for linedevice A<br><br>Change Video Capability of device to Disabled from CUCM<br>Admin page<br><br>LineShutdown | LINEGETDEVCAPS::DEVSPECIFIC exposes Video Capability<br>=<br>0x000000001[CiscoDeviceVideoCapability_Enabled]<br>TSP will fire SLDSMT_LINE_PROPERTY_CHANGED event<br>to application with dwParam2 =<br>LPCT_DEVICE_VIDEO_INFO(0x00010000). |
| Variation 1:<br>Initially Device A has Video disabled and then change Video<br>Capability of device to enabled from CUCM Admin page.                                                                                               | TSP will fire SLDSMT_LINE_PROPERTY_CHANGED event<br>to application with dwParam2 =<br>LPCT_DEVICE_VIDEO_INFO(0x00010000).                                                                                                                 |

**Video Capability on Device A and B; Both Are Video-Enabled SIP Phones And, Both Devices Support Telepresence and Has 3 Screens**

| Action                                                                                                                                                                                | Expected events                                                                                                                                                                                                                                                                                                                                                                                                                                                                                                                                                                     |
|---------------------------------------------------------------------------------------------------------------------------------------------------------------------------------------|-------------------------------------------------------------------------------------------------------------------------------------------------------------------------------------------------------------------------------------------------------------------------------------------------------------------------------------------------------------------------------------------------------------------------------------------------------------------------------------------------------------------------------------------------------------------------------------|
| <p>LineInitializeEx</p> <p>LineOpen on A and B</p> <p>A does a LineMakeCall to B, B answers.</p> <p>Issue LineGetcallInfo() with Ext version for linedevice A</p> <p>LineShutdown</p> | <p>A:</p> <p>LINEGETCALLINFO::DEVSPECIFIC exposes</p> <p>CallingPartyMultiMediaCapBitMask = 0x00000007</p> <p>CalledPartyMultiMediaCapBitMask = 0x00000007</p> <p>CallingPartyMultiMediaCapInfo :</p> <p>VideoCapability =</p> <p>0x000000001[CiscoDeviceVideoCapability_Enabled]</p> <p>TelepresenceInfo = 0x000000001(Telepresence Enabled)</p> <p>Screen Count = 3</p> <p>CalledPartyMultiMediaCapInfo :</p> <p>VideoCapability =</p> <p>0x000000001[CiscoDeviceVideoCapability_Enabled]</p> <p>TelepresenceInfo = 0x000000001(Telepresence Enabled)</p> <p>Screen Count = 3</p> |

| Action                                                                                                                                                                | Expected events                                                                                                                                                                                                                                                                                                                                                                                                                                                                                                                                                                                    |
|-----------------------------------------------------------------------------------------------------------------------------------------------------------------------|----------------------------------------------------------------------------------------------------------------------------------------------------------------------------------------------------------------------------------------------------------------------------------------------------------------------------------------------------------------------------------------------------------------------------------------------------------------------------------------------------------------------------------------------------------------------------------------------------|
| <p>Variation 1:</p> <p>A has video enabled and B has video disabled. A has Telepresence enabled and has 3 screens, B has Telepresence disabled and has 1 screens.</p> | <p>A:</p> <p>LINEGETCALLINFO::DEVSPECIFIC exposes</p> <p>CallingPartyMultiMediaCapBitMask = 0x00000007</p> <p>CalledPartyMultiMediaCapBitMask = 0x00000007</p> <p>CallingPartyMultiMediaCapInfo :</p> <p>VideoCapStatus =</p> <p>0x000000001[CiscoDeviceVideoCapability_Enabled]</p> <p>TelepresenceInfo = 0x000000001(Telepresence Enabled)</p> <p>Screen Count = 3</p> <p>CalledPartyMultiMediaCapInfo :</p> <p>VideoCapStatus =</p> <p>0x000000000[CiscoDeviceVideoCapability_None]</p> <p>TelepresenceInfo = 0x000000000(Telepresence Disabled)</p> <p>Screen Count = 1</p>                    |
| <p>Variation 2:</p> <p>A has video enabled,1 screen and B is a CTI Port or Route Point.</p>                                                                           | <p>A:</p> <p>LINEGETCALLINFO::DEVSPECIFIC exposes</p> <p>CallingPartyMultiMediaCapBitMask = 0x00000007</p> <p>CalledPartyMultiMediaCapBitMask = 0x00000000</p> <p>CallingPartyMultiMediaCapInfo :</p> <p>VideoCapStatus =</p> <p>0x000000001[CiscoDeviceVideoCapability_Enabled]</p> <p>TelepresenceInfo = 0x000000000(Telepresence Disabled)</p> <p>Screen Count = 0x00000001</p> <p>CalledPartyMultiMediaCapInfo :</p> <p>VideoCapStatus =</p> <p>0x000000000[CiscoDeviceVideoCapability_None]</p> <p>TelepresenceInfo = 0x000000000(Telepresence Disabled)</p> <p>Screen Count = 0x00000000</p> |

**Check If the Multimedia Streams Info Has Not Returned on the Call From Both Calling Party and Called Party, If Lines Are Opened with Ext 0x000B0000 (TLS Connections Must Be Disabled, Phone A and B Are Video-Disabled)**

| Action                                                                                                                                                                                               | Expected events                                                             |
|------------------------------------------------------------------------------------------------------------------------------------------------------------------------------------------------------|-----------------------------------------------------------------------------|
| <p>LineInitializeEx</p> <p>LineOpen at A and B with extension version 0x000B0000</p> <p>A does a LineMakeCall to B / B answers the call</p> <p>Check there is no CallDevSpecific event returned.</p> | <p>No CallDevSpecific event returned<br/>-SLDSMT_MULTIMEDIA_STREAMSDATA</p> |

**Check If the Multimedia Streams Info Has Returned on the Call From Both Calling Party and Called Party, If Lines Are Opened with Ext 0x000D0000 (TLS Connections Must Be Disabled, Phone A and B Are Video-Enabled)**

| Action                                                                                                                                                                                                     | Expected events |
|------------------------------------------------------------------------------------------------------------------------------------------------------------------------------------------------------------|-----------------|
| LineInitializeEx<br>LineOpen at A and B with extension version 0x000B0000<br>A does a LineMakeCall to B / B answers the call<br>Check there is CallDevSpecific event returned.<br><br>LineGetCallInfo on A |                 |

| Action | Expected events                                                                                                                                                                                                                                                                                                                                                                                                                                                                                                                                                                                                                                                                                                                                                                                                                                                                                                                                                                                                                                                                                                                                                                                                                                                                                                                                                                                                                                                     |
|--------|---------------------------------------------------------------------------------------------------------------------------------------------------------------------------------------------------------------------------------------------------------------------------------------------------------------------------------------------------------------------------------------------------------------------------------------------------------------------------------------------------------------------------------------------------------------------------------------------------------------------------------------------------------------------------------------------------------------------------------------------------------------------------------------------------------------------------------------------------------------------------------------------------------------------------------------------------------------------------------------------------------------------------------------------------------------------------------------------------------------------------------------------------------------------------------------------------------------------------------------------------------------------------------------------------------------------------------------------------------------------------------------------------------------------------------------------------------------------|
|        | <p>CallDevSpecific event returned</p> <p>-SLDSMT_MULTIMEDIA_STREAMSDATA</p> <p>DevSpecificPart of LINECALLINFO For Party A: Video Stream Information returned for the following:</p> <p>CompressionType = The actual compression type</p> <p>BitRate = The actual bit rate</p> <p>MediaMode = 0x00000000</p> <p>PacketSize = The actual packet size</p> <p>bSilenceSupressionFlag = 0x00000000</p> <p>bKeyInfoPresen = 0x00000000</p> <p>RxRTPDestinationV6Offset = The actual IPV6 address offset</p> <p>RxRTPDestinationV6Size = The actual IPV6 address size</p> <p>RxRTPIPV4Address = The actual IPV4 address</p> <p>RxRTPIPV4Port = The actual IPV4 port</p> <p>RxIpAddrMode = The actual IPV4 mode</p> <p>TxRTPDestinationV6Offset = The actual IPV6 address offset</p> <p>TxRTPDestinationV6Size = The actual IPV6 address size</p> <p>TxRTPIPV4Address = The actual IPV4 address</p> <p>TxRTPIPV4Port = The actual IPV4 port</p> <p>TxIpAddrMode = The actual IPV4 mode</p> <p>MultiMediaEncryptionKey Information returned is the following</p> <p>AlgorithmID = 0x00000000</p> <p>TxKeyOffset = 0x00000000</p> <p>TxKeySize = The actual size</p> <p>RxKeyOffset = The actual offset</p> <p>RxKeySize = The actual size</p> <p>TxSaltOffset = The actual offset</p> <p>TxSaltSize = The actual size</p> <p>RxSaltOffset = The actual offset</p> <p>RxSaltSize = The actual size</p> <p>TxIsMKIPresent = 0x00000000</p> <p>RxIsMKIPresent = 0x00000000</p> |

| Action                                                                                                                                                                                                                                                                                                  | Expected events                                                                                                                                                                                                                                                                                                                                                                                       |
|---------------------------------------------------------------------------------------------------------------------------------------------------------------------------------------------------------------------------------------------------------------------------------------------------------|-------------------------------------------------------------------------------------------------------------------------------------------------------------------------------------------------------------------------------------------------------------------------------------------------------------------------------------------------------------------------------------------------------|
|                                                                                                                                                                                                                                                                                                         | SecurityIndicator = 0x00000001                                                                                                                                                                                                                                                                                                                                                                        |
| <p>Variation 1:</p> <p>A does a LineMakeCall to B / B answers the call</p> <p>Application does LineHold on B</p> <p>LineGetCallInfo on A and B</p> <p>Application does LineUnHold on B</p> <p>LineGetCallInfo on A and B</p> <p>Application does a LineDrop on B.</p> <p>LineGetCallInfo on A and B</p> | <p>CallDevSpecific event returned<br/>-SLDSMT_MULTIMEDIA_STREAMSDATA<br/>The value of MediaMode should be changed 0x000000003</p> <p>CallDevSpecific event returned<br/>-SLDSMT_MULTIMEDIA_STREAMSDATA<br/>The value of MediaMode should be changed 0x000000000</p> <p>CallDevSpecific event returned<br/>-SLDSMT_MULTIMEDIA_STREAMSDATA<br/>The value of MediaMode should be changed 0x000000003</p> |

**Negotiated Video Capability Will Be Reported to the Called Party Accross a Inter Cluster Call (over SIP – ICT Trunk) Using Early Offer (Phone A Is Video-Disabled SIP Phone and Phone B Is Video-Enabled, A Is in Cluster 1 and B Is in Cluster 2)**

| Action                                                                                                                                            | Expected events                                                                                                                                                                                                                                                                                                                                                                                                                                                          |
|---------------------------------------------------------------------------------------------------------------------------------------------------|--------------------------------------------------------------------------------------------------------------------------------------------------------------------------------------------------------------------------------------------------------------------------------------------------------------------------------------------------------------------------------------------------------------------------------------------------------------------------|
| <p>LineInitializeEx</p> <p>A does a LineMakeCall to B. B answers.</p> <p>LineGetCallInfo on A</p> <p>LineGetCallInfo on B</p> <p>LineShutdown</p> | <p>A:</p> <p>LINEGETCALLINFO::DEVSPECIFIC exposes</p> <p>CallingPartyVideoCapStatus =<br/>0x00000000[CiscoDeviceVideoCapability_Disabled]</p> <p>CalledPartyVideoCapStatus =<br/>0x00000000[CiscoDeviceVideoCapability_Disabled]</p> <p>B:</p> <p>LINEGETCALLINFO::DEVSPECIFIC exposes</p> <p>CallingPartyVideoCapStatus =<br/>0x00000000[CiscoDeviceVideoCapability_Disabled]</p> <p>CalledPartyVideoCapStatus =<br/>0x00000001[CiscoDeviceVideoCapability_Enabled]</p> |
| <p>Variation 1:</p> <p>A and B are SIP Phone and have video enabled.</p> <p>LineGetCallInfo on A</p> <p>LineGetCallInfo on B</p>                  | <p>A:</p> <p>LINEGETCALLINFO::DEVSPECIFIC exposes</p> <p>CallingPartyVideoCapStatus =<br/>0x00000001[CiscoDeviceVideoCapability_Enabled]</p> <p>CalledPartyVideoCapStatus =<br/>0x00000001[CiscoDeviceVideoCapability_Enabled]</p> <p>B:</p> <p>LINEGETCALLINFO::DEVSPECIFIC exposes</p> <p>CallingPartyVideoCapStatus =<br/>0x00000001[CiscoDeviceVideoCapability_Enabled]</p> <p>CalledPartyVideoCapStatus =<br/>0x00000001[CiscoDeviceVideoCapability_Enabled]</p>    |

**Multiple Redirect Over SIP Trunk (Phone A, B, and C Are Video-Enabled SIP Phones, Phone D Is Video-Disabled. Phone A Is in Cluster 1 and Phone B, C, and D Are in Cluster 2)**

| Action | Expected events                                                                                                                                                                                                                                                                                                                                                                                                                                                                                                                                                                                                                                                                                                       |
|--------|-----------------------------------------------------------------------------------------------------------------------------------------------------------------------------------------------------------------------------------------------------------------------------------------------------------------------------------------------------------------------------------------------------------------------------------------------------------------------------------------------------------------------------------------------------------------------------------------------------------------------------------------------------------------------------------------------------------------------|
|        | <p>B:</p> <p>LINEGETCALLINFO::DEVSPECIFIC exposes</p> <p>CallingPartyVideoCapStatus =<br/>0x000000001[CiscoDeviceVideoCapability_Enabled]</p> <p>CalledPartyVideoCapStatus =<br/>0x000000001[CiscoDeviceVideoCapability_Enabled]</p><br><p>C:</p> <p>LINEGETCALLINFO::DEVSPECIFIC exposes</p> <p>CallingPartyVideoCapStatus =<br/>0x000000001[CiscoDeviceVideoCapability_Enabled]</p> <p>CalledPartyVideoCapStatus =<br/>0x000000001[CiscoDeviceVideoCapability_Enabled]</p><br><p>D:</p> <p>LINEGETCALLINFO::DEVSPECIFIC exposes</p> <p>CallingPartyVideoCapStatus =<br/>0x000000001[CiscoDeviceVideoCapability_Enabled]</p> <p>CalledPartyVideoCapStatus =<br/>0x000000000[CiscoDeviceVideoCapability_Disabled]</p> |

| Action                      | Expected events |
|-----------------------------|-----------------|
| LineInitializeEx            |                 |
| A does a LineMakeCall to B. |                 |
| LineGetCallInfo on B        |                 |
|                             |                 |
| B redirects the call to C,  |                 |
|                             |                 |
| LineGetCallInfo on C        |                 |
|                             |                 |
|                             |                 |
| C redirects the call to D,  |                 |
|                             |                 |
| LineGetCallInfo on D        |                 |
|                             |                 |

| Action       | Expected events |
|--------------|-----------------|
| LineShutdown |                 |

**Redirect Over SIP Trunk (Phone A Is Video-Enabled SIP Phone and Phone B and C Is Video-Disabled, Phone A Is in Cluster 1 and Phone B and C Are in Cluster 2)**

| Action | Expected events |
|--------|-----------------|
|--------|-----------------|

| Action                                                                                                                                                                                                                                                                                      | Expected events                                                                                                                                                                                                                                                                                                                                                                                                                                                                                                                    |
|---------------------------------------------------------------------------------------------------------------------------------------------------------------------------------------------------------------------------------------------------------------------------------------------|------------------------------------------------------------------------------------------------------------------------------------------------------------------------------------------------------------------------------------------------------------------------------------------------------------------------------------------------------------------------------------------------------------------------------------------------------------------------------------------------------------------------------------|
| <p>LineInitializeEx</p> <p>A does a LineMakeCall to B. B answers.</p> <p>B redirects to C, C answers.</p> <p>LineGetCallInfo on A</p> <p>LineGetCallInfo on C</p> <p>LineShutdown</p> <p>A and B have video enabled, C has video disabled</p> <p>A does a LineMakeCall to B. B answers.</p> | <p>A:</p> <p>LINEGETCALLINFO::DEVSPECIFIC exposes</p> <p>CallingPartyVideoCapStatus =<br/>0x000000001[CiscoDeviceVideoCapability_Enabled]</p> <p>CalledPartyVideoCapStatus =<br/>0x000000000[CiscoDeviceVideoCapability_Disabled]</p> <p>C:</p> <p>LINEGETCALLINFO::DEVSPECIFIC exposes</p> <p>CallingPartyVideoCapStatus =<br/>0x000000000[CiscoDeviceVideoCapability_Disabled]</p> <p>CalledPartyVideoCapStatus =<br/>0x000000000[CiscoDeviceVideoCapability_Disabled]</p> <p>A:</p> <p>LINEGETCALLINFO::DEVSPECIFIC exposes</p> |

| Action                                                          | Expected events                                                                                                                                                                                                                                                                                                                                                                                                       |
|-----------------------------------------------------------------|-----------------------------------------------------------------------------------------------------------------------------------------------------------------------------------------------------------------------------------------------------------------------------------------------------------------------------------------------------------------------------------------------------------------------|
| <p>B redirects to C, C answers.</p> <p>LineGetCallInfo on A</p> | <p>CallingPartyVideoCapStatus =<br/>0x000000001[CiscoDeviceVideoCapability_Enabled]</p> <p>CalledPartyVideoCapStatus =<br/>0x000000000[CiscoDeviceVideoCapability_Disabled]</p> <p>C:</p> <p>LINEGETCALLINFO::DEVSPECIFIC exposes</p> <p>CallingPartyVideoCapStatus =<br/>0x000000001[CiscoDeviceVideoCapability_Enabled]</p> <p>CalledPartyVideoCapStatus =<br/>0x000000000[CiscoDeviceVideoCapability_Disabled]</p> |
| <p>LineGetCallInfo on C</p>                                     |                                                                                                                                                                                                                                                                                                                                                                                                                       |

**Shared Line – Hold and Resume Scenario Over SIP Trunk (Phone A and C Are Video-Enabled SIP Phones and Phone B Is Video-Disabled, Phone A Is in Cluster 1 and Phone B and C Are in Cluster 2. Phone B and C Are Shared Lines)**

| Action | Expected events |
|--------|-----------------|
|--------|-----------------|

| Action                                                   | Expected events                                                                                                                                                                                                   |
|----------------------------------------------------------|-------------------------------------------------------------------------------------------------------------------------------------------------------------------------------------------------------------------|
| LineInitializeEx                                         |                                                                                                                                                                                                                   |
| A does a LineMakeCall to B. B answers.                   |                                                                                                                                                                                                                   |
| B Holds the call.                                        |                                                                                                                                                                                                                   |
| C Unholds the call.                                      |                                                                                                                                                                                                                   |
| LineGetCallInfo on A                                     | A:<br>LINEGETCALLINFO::DEVSPECIFIC exposes<br>CallingPartyVideoCapStatus =<br>0x000000001[ CiscoDeviceVideoCapability_Enabled]<br>CalledPartyVideoCapStatus =<br>0x000000001[ CiscoDeviceVideoCapability_Enabled] |
| LineGetCallInfo on C                                     | C:<br>LINEGETCALLINFO::DEVSPECIFIC exposes<br>CallingPartyVideoCapStatus =<br>0x000000001[ CiscoDeviceVideoCapability_Enabled]<br>CalledPartyVideoCapStatus =<br>0x000000001[ CiscoDeviceVideoCapability_Enabled] |
| LineShutdown                                             |                                                                                                                                                                                                                   |
| A and B are have video enabled and C has video disabled. |                                                                                                                                                                                                                   |
| A does a LineMakeCall to B. B answers.                   |                                                                                                                                                                                                                   |
| B Holds the call.                                        | A:<br>LINEGETCALLINFO::DEVSPECIFIC exposes<br>CallingPartyVideoCapStatus =                                                                                                                                        |

Cisco Unified TAPI Developer Guide for Cisco Unified Communications Manager Release 10.5(2)

**Multiple Redirect Over H323 ICT Trunk (Phone A, B, C and D Are Video-Enabled SIP Phones, Phone A Is in Cluster 1 and Phone B, C, and D Are in Cluster 2)**

| Action | Expected events                                                                                                                                                                                                                                                                                                                                                                                                                                                                                                                                                                                                                                                                                                                                                                                                                                                                                                                                                                                                                                                   |
|--------|-------------------------------------------------------------------------------------------------------------------------------------------------------------------------------------------------------------------------------------------------------------------------------------------------------------------------------------------------------------------------------------------------------------------------------------------------------------------------------------------------------------------------------------------------------------------------------------------------------------------------------------------------------------------------------------------------------------------------------------------------------------------------------------------------------------------------------------------------------------------------------------------------------------------------------------------------------------------------------------------------------------------------------------------------------------------|
|        | <p>B:</p> <p>LINEGETCALLINFO::DEVSPECIFIC exposes</p> <p>CallingPartyMultiMediaCapabilityBitMask = 0x000000001</p> <p>CalledPartyMultiMediaCapabilityBitMask = 0x000000001</p> <p>CallingPartyVideoCapStatus = 0x000000001[CiscoDeviceVideoCapability_Enabled]</p> <p>CalledPartyVideoCapStatus = 0x000000001[CiscoDeviceVideoCapability_Enabled]</p> <p>C:</p> <p>LINEGETCALLINFO::DEVSPECIFIC exposes</p> <p>CallingPartyMultiMediaCapabilityBitMask = 0x000000001</p> <p>CalledPartyMultiMediaCapabilityBitMask = 0x000000001</p> <p>CallingPartyVideoCapStatus = 0x000000001[CiscoDeviceVideoCapability_Enabled]</p> <p>CalledPartyVideoCapStatus = 0x000000001[CiscoDeviceVideoCapability_Enabled]</p> <p>D:</p> <p>LINEGETCALLINFO::DEVSPECIFIC exposes</p> <p>CallingPartyMultiMediaCapabilityBitMask = 0x000000001</p> <p>CalledPartyMultiMediaCapabilityBitMask = 0x000000001</p> <p>CallingPartyVideoCapStatus = 0x000000001[CiscoDeviceVideoCapability_Enabled]</p> <p>CalledPartyVideoCapStatus = 0x000000001[CiscoDeviceVideoCapability_Enabled]</p> |

| Action                      | Expected events |
|-----------------------------|-----------------|
| LineInitializeEx            |                 |
| A does a LineMakeCall to B. |                 |
| LineGetCallInfo on B        |                 |
| B redirects the call to C.  |                 |
| LineGetCallInfo on C        |                 |

| Action                                                                     | Expected events |
|----------------------------------------------------------------------------|-----------------|
| C redirects the call to D.<br><br>LineGetCallInfo on D<br><br>LineShutdown |                 |

**Redirect Over H323 Trunk (Phone A Is Video-Enabled SIP Phone and Phone B and C Are Video-Disabled, Phone A Is in Cluster 1 and Phone B and C Are in Cluster 2)**

| Action | Expected events |
|--------|-----------------|
|--------|-----------------|

| Action                                                                                                                                                                                                                                                                                                                                                      | Expected events                                                                                                                                                                                                                                                                                                                                                                                                                                                                                                                                                                                                                                                                                                    |
|-------------------------------------------------------------------------------------------------------------------------------------------------------------------------------------------------------------------------------------------------------------------------------------------------------------------------------------------------------------|--------------------------------------------------------------------------------------------------------------------------------------------------------------------------------------------------------------------------------------------------------------------------------------------------------------------------------------------------------------------------------------------------------------------------------------------------------------------------------------------------------------------------------------------------------------------------------------------------------------------------------------------------------------------------------------------------------------------|
| <p>LineInitializeEx</p> <p>A does a LineMakeCall to B. B answers.</p> <p>B redirects to C, C answers.</p> <p>LineGetCallInfo on A</p> <p>LineGetCallInfo on C</p> <p>LineShutdown</p> <p>A and B have video enabled, C has video disabled</p> <p>A does a LineMakeCall to B. B answers.</p> <p>B redirects to C, C answers.</p> <p>LineGetCallInfo on A</p> | <p>A:</p> <p>LINEGETCALLINFO::DEVSPECIFIC exposes</p> <p>CallingPartyVideoCapStatus =<br/>0x000000001[CiscoDeviceVideoCapability_Enabled]</p> <p>CalledPartyVideoCapStatus =<br/>0x000000000[CiscoDeviceVideoCapability_Disabled]</p> <p>C:</p> <p>LINEGETCALLINFO::DEVSPECIFIC exposes</p> <p>CallingPartyVideoCapStatus =<br/>0x000000000[CiscoDeviceVideoCapability_Disabled]</p> <p>CalledPartyVideoCapStatus =<br/>0x000000000[CiscoDeviceVideoCapability_Disabled]</p> <p>A:</p> <p>LINEGETCALLINFO::DEVSPECIFIC exposes</p> <p>CallingPartyVideoCapStatus =<br/>0x000000001[CiscoDeviceVideoCapability_Enabled]</p> <p>CalledPartyVideoCapStatus =<br/>0x000000000[CiscoDeviceVideoCapability_Disabled]</p> |

| Action               | Expected events                                                                                                                                                                                                 |
|----------------------|-----------------------------------------------------------------------------------------------------------------------------------------------------------------------------------------------------------------|
| LineGetCallInfo on C | C:<br>LINEGETCALLINFO::DEVSPECIFIC exposes<br>CallingPartyVideoCapStatus =<br>0x000000001[CiscoDeviceVideoCapability_Enabled]<br>CalledPartyVideoCapStatus =<br>0x000000001[CiscoDeviceVideoCapability_Enabled] |

## Direct Transfer Across Lines

Use cases related to Direct Transfer Across Lines feature are mentioned below:

**Note**

The device mentioned in the use cases also apply to SCCP device and SIP TNP phones when Direct Transfer is issued from application.

### Direct Transfer Across Lines on RoundTable Phones via Application

Device A, B, and C where B is roundtable phone and has line B1 and B2 configured.

| Action                                                                              | Expected events                                                                                                                                                                                                                                                                                                                                                                                   |
|-------------------------------------------------------------------------------------|---------------------------------------------------------------------------------------------------------------------------------------------------------------------------------------------------------------------------------------------------------------------------------------------------------------------------------------------------------------------------------------------------|
| A → B1 is connected,<br>C → B2 is on hold                                           | For A:<br>LINE_CALLSTATE<br>param1 = x100, CONNECTED<br>Caller = A, Called = B1 Connected B1<br>For B1:<br>LINE_CALLSTATE<br>param1 = x100, CONNECTED<br>Caller = A, Called = B1, Connected = A<br>For B2:<br>LINE_CALLSTATE<br>param1 = x100, HOLD<br>Caller = C, Called = B2 , Connected = C<br>For C:<br>LINE_CALLSTATE<br>param1 = x100, CONNECTED<br>Caller = C, Called = B2, Connected = B2 |
| Application sends CciscoLineDevSpecificDirectTransfer on B1 with B2 as consult call | For A:<br>LINE_CALLSTATE<br>param1 = x100, CONNECTED<br>Caller = A, Called = B1 Connected C<br>For B1:<br>Call goes IDLE<br>For B2:<br>Call goes IDLE<br>For C:<br>LINE_CALLSTATE<br>param1 = x100, CONNECTED<br>Caller = C, Called = B2, Connected = A                                                                                                                                           |

### Direct Transfer on Same Line on RoundTable Phones Via Application

Device A, B, C where B is roundtable phone.

| Action                                                                                  | Expected events                                                                                                                                                                                                                                                                                                                                                                                    |
|-----------------------------------------------------------------------------------------|----------------------------------------------------------------------------------------------------------------------------------------------------------------------------------------------------------------------------------------------------------------------------------------------------------------------------------------------------------------------------------------------------|
| A ‡ B (c1) is connected,<br>C ‡ B (c2) is on hold                                       | For A:<br>LINE_CALLSTATE<br>param1 = x100, CONNECTED<br>Caller = A, Called = B Connected B<br>For B:<br>Call-1<br>LINE_CALLSTATE<br>param1 = x100, CONNECTED<br>Caller = A, Called = B, Connected = A<br>Call-2<br>LINE_CALLSTATE<br>param1 = x100, HOLD<br>Caller = C, Called = B, Connected = C<br>For C:<br>LINE_CALLSTATE<br>param1 = x100, CONNECTED<br>Caller = C, Called = B, Connected = B |
| Application sends CciscoLineDevSpecificDirectTransfer on B (c1) with c2 as consult call | For A:<br>LINE_CALLSTATE<br>param1 = x100, CONNECTED<br>Caller = A, Called = B Connected C<br>For B:<br>Call-1 and Call-2 will go IDLE<br>For C:<br>LINE_CALLSTATE<br>param1 = x100, CONNECTED<br>Caller = C, Called = B, Connected = A                                                                                                                                                            |

### Direct Transfer Across Lines on RoundTable Phones via Application with Call in Offering State

Device A, B, C where B is roundtable phone and has line B1 and B2 configured.

| Action                                                                                        | Expected events                                                                                                                                                                                                                                                                                                                                                 |
|-----------------------------------------------------------------------------------------------|-----------------------------------------------------------------------------------------------------------------------------------------------------------------------------------------------------------------------------------------------------------------------------------------------------------------------------------------------------------------|
| A (c1) ‡ B1(c2) is on hold,<br>B2 (c3) ‡ C (c4) is ringing                                    | For A:<br>LINE_CALLSTATE<br>param1 = x100, CONNECTED<br>Caller = A, Called = B1 Connected B1<br>For B1:<br>LINE_CALLSTATE<br>param1 = x100, HOLD<br>Caller = A, Called = B1, Connected = A<br>For B2:<br>LINE_CALLSTATE<br>param1 = x100, RINGBACK<br>Caller = B2, Called = C<br>For C:<br>LINE_CALLSTATE<br>param1 = x100, OFFERING<br>Caller = B2, Called = C |
| Application sends CciscoLineDevSpecificDirectTransfer on B1 (c2) with B2 (c3) as consult call | For A:<br>LINE_CALLSTATE<br>param1 = x100, CONNECTED<br>Caller = A, Called = B Connected C<br>For B1:<br>Call goES IDLE<br>For B2:<br>Call goes IDLE<br>For C:<br>LINE_CALLSTATE<br>param1 = x100, OFFERING<br>Caller = C, Called = B,                                                                                                                          |

### Failure of Direct Transfer Calls Across Lines

Device A, B, C where B is roundtable phone and has line B1 and B2 configured.

| Action                                                                                        | Expected events                                                                                                                                                                                                                                    |
|-----------------------------------------------------------------------------------------------|----------------------------------------------------------------------------------------------------------------------------------------------------------------------------------------------------------------------------------------------------|
| A (c1) ‡ B1(c2) is on hold,<br>Initiate new call (c3) on B2                                   | For A:<br>LINE_CALLSTATE<br>param1 = x100, CONNECTED<br>Caller = A, Called = B1 Connected B1<br>For B1:<br>LINE_CALLSTATE<br>param1 = x100, HOLD<br>Caller = A, Called = B1, Connected = A<br>For B2:<br>LINE_CALLSTATE<br>param1 = x100, DIALTONE |
| Application sends CciscoLineDevSpecificDirectTransfer on B1 (c2) with B2 (c3) as consult call | CciscoLineDevSpecificDirectTransfer gets error as LINEERR_INVALCALLSTATE.                                                                                                                                                                          |

### Direct Transfer Calls Across Lines in Conference Scenario

Device A, B, C, D and E where C is roundtable phone and has line C1 and C2 configured.

| Action                                                                                                                                         | Expected events                                                                                                                        |
|------------------------------------------------------------------------------------------------------------------------------------------------|----------------------------------------------------------------------------------------------------------------------------------------|
| A/B/C1 in conference, B is controller, call on C1 is in hold state.<br>C2 /D/E in conference, D is controller, call on C2 is in connect state. | For A:<br>CONNECTED<br>CONFERENCED<br>Caller = A, called = B, connected = B<br>CONFERENCED<br>Caller = A, called = C1, connected = C1  |
|                                                                                                                                                | For B:<br>CONNECTED<br>CONFERENCED<br>Caller = A, called = B, connected = B<br>CONFERENCED<br>Caller = B, called = C1, connected = C1  |
|                                                                                                                                                | For C1:<br>ONHOLD<br>CONFERENCED<br>Caller = B, called = C1, connected = B<br>CONFERENCED<br>Caller = C1, called = A, connected = A    |
|                                                                                                                                                | For C2:<br>CONNECTED<br>CONFERENCED<br>Caller = C2, called = D, connected = D<br>CONFERENCED<br>Caller = C2, called = E, connected = E |
|                                                                                                                                                | For D:<br>CONNECTED<br>CONFERENCED<br>Caller = D, called = C1, connected = C1<br>CONFERENCED<br>Caller = D, called = E, connected = E  |

| Action | Expected events                                                                                                                       |
|--------|---------------------------------------------------------------------------------------------------------------------------------------|
|        | For E:<br>CONNECTED<br>CONFERENCED<br>Caller = D, called = E, connected = D<br>CONFERENCED<br>Caller = E, called = C2, connected = C2 |

| Action                                                                                   | Expected events                                                                                                                                                                                                                                                                                                                                                                                                                                                                                                                                                                                                                                                                                                                                                                                    |
|------------------------------------------------------------------------------------------|----------------------------------------------------------------------------------------------------------------------------------------------------------------------------------------------------------------------------------------------------------------------------------------------------------------------------------------------------------------------------------------------------------------------------------------------------------------------------------------------------------------------------------------------------------------------------------------------------------------------------------------------------------------------------------------------------------------------------------------------------------------------------------------------------|
| Application sends CciscoLineDevSpecificDirectTransfer on C1 with C2-call as consult call | <p>CciscoLineDevSpecificDirectTransfer will succeed.</p> <p>For A:</p> <p>CONNECTED</p> <p>CONFERENCED</p> <p>Caller = A, called = B, connected = B</p> <p>CONFERENCED</p> <p>Caller = A, called = CB-2, connected = CB-2</p> <p>For B:</p> <p>CONNECTED</p> <p>CONFERENCED</p> <p>Caller = A, called = B, connected = B</p> <p>CONFERENCED</p> <p>Caller = B, called = CB-2, connected = CB-2</p> <p>For C1:</p> <p>IDLE</p> <p>For C2:</p> <p>IDLE</p> <p>For D:</p> <p>CONNECTED</p> <p>CONFERENCED</p> <p>Caller = D, called = CB-1, connected = CB-1</p> <p>CONFERENCED</p> <p>Caller = D, called = E, connected = E</p> <p>For E:</p> <p>CONNECTED</p> <p>CONFERENCED</p> <p>Caller = D, called = E, connected = D</p> <p>CONFERENCED</p> <p>Caller = E, called = CB-1, connected = CB-1</p> |

### Connect Transfer Across Lines on RoundTable Phones

Device A, B, C where B is roundtable phone and has line B1 and B2 configured.

| Action                                            | Expected events                                                                                                                                                                                                                                                                                                                                                                                                        |
|---------------------------------------------------|------------------------------------------------------------------------------------------------------------------------------------------------------------------------------------------------------------------------------------------------------------------------------------------------------------------------------------------------------------------------------------------------------------------------|
| <p>A ‡ B1 is connected,<br/>C ‡ B2 is on hold</p> | <p>For A:<br/>LINE_CALLSTATE<br/>param1 = x100, CONNECTED<br/>Caller = A, Called = B1 Connected B1<br/>For B1:<br/>LINE_CALLSTATE<br/>param1 = x100, CONNECTED<br/>Caller = A, Called = B1, Connected = A<br/>For B2:<br/>LINE_CALLSTATE<br/>param1 = x100, HOLD<br/>Caller = C, Called = B2, Connected = C<br/>For C:<br/>LINE_CALLSTATE<br/>param1 = x100, CONNECTED<br/>Caller = C, Called = B2, Connected = B2</p> |
| <p>User performs connect transfer on B.</p>       | <p>For A:<br/>LINE_CALLSTATE<br/>param1 = x100, CONNECTED<br/>Caller = A, Called = B1 Connected C<br/>For B1:<br/>Call goes IDLE<br/><br/>For B2:<br/>Call goes IDLE<br/>For C:<br/>LINE_CALLSTATE<br/>param1 = x100, CONNECTED<br/>Caller = C, Called = B2, Connected = A</p>                                                                                                                                         |

# Do Not Disturb-Reject

## Application Enables DND-R on a Phone

| Action                                        | TAPI messages                                                                                                                                                         | TAPI structures |
|-----------------------------------------------|-----------------------------------------------------------------------------------------------------------------------------------------------------------------------|-----------------|
| Phone A enables DND-Reject in the admin pages | LINE_CALLDEVSPECIFIC<br>hDevice = C<br>dwCallbackInstance = 0<br>dwParam1 = SLDSMT_LINECALLINFO_DEVSPECIFICDATA<br>dwParam2 = SLDST_DND_OPTION_STATUS<br>dwParam3 = 2 |                 |

### Normal Feature Priority

| Action                                                                            | TAPI messages         | TAPI structures |
|-----------------------------------------------------------------------------------|-----------------------|-----------------|
| With Phone B DND-R enabled, Phone A calls Phone B with feature priority as Normal | Party A               |                 |
|                                                                                   | LINE_CALLSTATE = IDLE |                 |
|                                                                                   | Party B               |                 |
|                                                                                   | No TAPI messages      |                 |

### Feature Priority - Emergency

| Action                                                                               | TAPI messages | TAPI structures |
|--------------------------------------------------------------------------------------|---------------|-----------------|
| With Phone B DND-R enabled, Phone A calls Phone B with feature priority as Emergency | Party A       |                 |

| Action | TAPI messages                                                                | TAPI structures                                                                                                                                                 |
|--------|------------------------------------------------------------------------------|-----------------------------------------------------------------------------------------------------------------------------------------------------------------|
|        | LINE_CALLSTATE = CONNECTED<br>dwParam1 = 0x00000100<br>dwParam2 = 0x00000001 | LINECALLINFO (hCall-1)<br>hLine = C<br>dwCallID = T2<br>dwOrigin = INTERNAL<br>dwCallerID = A<br>dwCalledID = B<br>dwRedirectionID = NP<br>dwRedirectingID = NP |
|        | Party B                                                                      |                                                                                                                                                                 |
|        | LINE_CALLSTATE = CONNECTED<br>dwParam1 = 0x00000100<br>dwParam2 = 0x00000001 | LINECALLINFO (hCall-1)<br>hLine = C<br>dwCallID = T2<br>dwOrigin = INTERNAL<br>dwCallerID = A<br>dwCalledID = B<br>dwRedirectionID = NP<br>dwRedirectingID = NP |

### Shared Line Scenario for DND-R

| Action                                                                                                                                 | TAPI messages                                                                | TAPI structures                                                                                                                                                 |
|----------------------------------------------------------------------------------------------------------------------------------------|------------------------------------------------------------------------------|-----------------------------------------------------------------------------------------------------------------------------------------------------------------|
| Phones B and B' represents shared lines.<br>Phone B' is DND-R enabled but not B.<br>Phone A calls Phone B with feature priority normal | Party A                                                                      |                                                                                                                                                                 |
|                                                                                                                                        | LINE_CALLSTATE = CONNECTED<br>dwParam1 = 0x00000100<br>dwParam2 = 0x00000001 | LINECALLINFO (hCall-1)<br>hLine = C<br>dwCallID = T2<br>dwOrigin = INTERNAL<br>dwCallerID = A<br>dwCalledID = B<br>dwRedirectionID = NP<br>dwRedirectingID = NP |
|                                                                                                                                        | Party B                                                                      |                                                                                                                                                                 |

| Action | TAPI messages                                                                | TAPI structures                                                                                                                                                 |
|--------|------------------------------------------------------------------------------|-----------------------------------------------------------------------------------------------------------------------------------------------------------------|
|        | LINE_CALLSTATE = CONNECTED<br>dwParam1 = 0x00000100<br>dwParam2 = 0x00000001 | LINECALLINFO (hCall-1)<br>hLine = C<br>dwCallID = T2<br>dwOrigin = INTERNAL<br>dwCallerID = A<br>dwCalledID = B<br>dwRedirectionID = NP<br>dwRedirectingID = NP |
|        | Party B'                                                                     |                                                                                                                                                                 |
|        | LINE_CALLSTATE = CONNECTED<br>dwParam1 = 0x00000100<br>dwParam2 = 0x00000002 |                                                                                                                                                                 |

#### Application Disables DND-R or Changes the Option for DND

| Action                                            | TAPI messages                                                                                                                                                         | TAPI structures |
|---------------------------------------------------|-----------------------------------------------------------------------------------------------------------------------------------------------------------------------|-----------------|
| Phone A changes from DND-Reject to DND-RingerOff. | LINE_CALLDEVSPECIFIC<br>hDevice = C<br>dwCallbackInstance = 0<br>dwParam1 = SLDSMT_LINECALLINFO_DEVSPECIFICDATA<br>dwParam2 = SLDST_DND_OPTION_STATUS<br>dwParam3 = 1 |                 |

## Drop Any Party

Use cases related to Drop Any Party feature are mentioned below:

**Conference: Unified CM Service Parameter Advanced Ad Hoc Conference Enabled = False**

| Action                                                     | Expected events                                                                                                                                                                       |
|------------------------------------------------------------|---------------------------------------------------------------------------------------------------------------------------------------------------------------------------------------|
| A,B,C and D are in conference; B is conference Controller. | <p>Conference Model:</p> <p>Each line in conference will be having 4 callLegs, 3 conferenced and 1 connected</p>                                                                      |
|                                                            | <p><b>CallLegs on A:</b></p> <p>Connected -to Conference Bridge</p> <p>Conferenced -(Connected Id -B)</p> <p>Conferenced -(Connected Id -C)</p> <p>Conferenced -(Connected Id -D)</p> |
|                                                            | <p><b>CallLegs on B:</b></p> <p>Connected -to Conference Bridge</p> <p>Conferenced -(Connected Id -A)</p> <p>Conferenced -(Connected Id -C)</p> <p>Conferenced -(Connected Id -D)</p> |
|                                                            | <p><b>CallLegs on C:</b></p> <p>Connected -to Conference Bridge</p> <p>Conferenced -(Connected Id -A)</p> <p>Conferenced -(Connected Id -B)</p> <p>Conferenced -(Connected Id -D)</p> |
|                                                            | <p><b>CallLegs on D:</b></p> <p>Connected -to Conference Bridge</p> <p>Conferenced -(Connected Id -A)</p> <p>Conferenced -(Connected Id -B)</p> <p>Conferenced -(Connected Id -C)</p> |
| Application does a LineOpen (B) with new Ext ver.          |                                                                                                                                                                                       |

| Action                                                                                                 | Expected events                                                                                                                                                                                                                                                                    |
|--------------------------------------------------------------------------------------------------------|------------------------------------------------------------------------------------------------------------------------------------------------------------------------------------------------------------------------------------------------------------------------------------|
| 1 Application does LineRemoveFromConference on the 'Conferenced' callLeg on B which is connected to A. | A is dropped out of conference.<br>CallLegs after the Party is dropped from Conference:<br>Each line in conference will be having 4 callLegs, 2 Conferenced, 1 IDLE and 1 connected                                                                                                |
|                                                                                                        | <b>CallLegs on A:</b><br>All 4 CallLegs will be in IDLE state                                                                                                                                                                                                                      |
|                                                                                                        | <b>CallLegs on B:</b><br>Connected -to Conference Bridge<br>Conferenced -(Connected Id -C)<br>Conferenced -(Connected Id -D)<br>IDLE -( on the conferenced callLeg which was connected to A)                                                                                       |
|                                                                                                        | <b>CallLegs on C:</b><br>Connected -to Conference Bridge<br>IDLE -( on the conferenced callLeg which was connected to A)<br>Conferenced -(Connected Id -B)<br>Conferenced -(Connected Id -D)                                                                                       |
|                                                                                                        | <b>CallLegs on D:</b><br>Connected -to Conference Bridge<br>IDLE -( on the conferenced callLeg which was connected to A)<br>Conferenced -(Connected Id -B)<br>Conferenced -(Connected Id -C)<br><b>Note</b> All IDLE CallLegs will have CallStateChange Reason as CtiDropConferee. |
| Application does a LineOpen (A) with new Ext ver.                                                      |                                                                                                                                                                                                                                                                                    |
| 1 Application does LineRemoveFromConference on the 'Conferenced' callLeg on A which is connected to B. | Error Message LINEERR_OPERATIONUNAVAIL will be sent to application                                                                                                                                                                                                                 |

## Conference: Unified CM Service Parameter Advanced Ad Hoc Conference Enabled = True

| Action                                                                                                                                                           | Expected events                                                                                                                                                |
|------------------------------------------------------------------------------------------------------------------------------------------------------------------|----------------------------------------------------------------------------------------------------------------------------------------------------------------|
| A,B,C and D are in conference; B is conference Controller.                                                                                                       | Conference Model:<br>Each line in conference will be having 4 callLegs, 3 conferenced and 1 connected                                                          |
|                                                                                                                                                                  | <b>CallLegs on A:</b><br>Connected -to Conference Bridge<br>Conferenced -(Connected Id -B)<br>Conferenced -(Connected Id -C)<br>Conferenced -(Connected Id -D) |
|                                                                                                                                                                  | <b>CallLegs on B:</b><br>Connected -to Conference Bridge<br>Conferenced -(Connected Id -A)<br>Conferenced -(Connected Id -C)<br>Conferenced -(Connected Id -D) |
|                                                                                                                                                                  | <b>CallLegs on C:</b><br>Connected -to Conference Bridge<br>Conferenced -(Connected Id -A)<br>Conferenced -(Connected Id -B)<br>Conferenced -(Connected Id -D) |
|                                                                                                                                                                  | <b>CallLegs on D:</b><br>Connected -to Conference Bridge<br>Conferenced -(Connected Id -A)<br>Conferenced -(Connected Id -B)<br>Conferenced -(Connected Id -C) |
| Application does a <b>LineOpen (A)</b> with new Ext ver.<br>Application does LineRemoveFromConference on the 'Conferenced' callLeg on A which is connected to B. |                                                                                                                                                                |

| Action                                                         | Expected events                                                                                                                                                                                                                                                                                               |
|----------------------------------------------------------------|---------------------------------------------------------------------------------------------------------------------------------------------------------------------------------------------------------------------------------------------------------------------------------------------------------------|
| 1 Drop Ad Hoc Conference = Never                               | <p>B is dropped out of conference.</p> <p><b>CallLegs after the Party is dropped from Conference:</b></p> <p>Each line in conference will be having 4 callLegs, 2 Conferenced, 1 IDLE and 1 connected</p>                                                                                                     |
|                                                                | <p><b>CallLegs on B:</b></p> <p>All 4 CallLegs will be in IDLE state</p>                                                                                                                                                                                                                                      |
|                                                                | <p><b>CallLegs on A:</b></p> <p>Connected -to Conference Bridge</p> <p>Conferenced -(Connected Id -C)</p> <p>Conferenced -(Connected Id -D)</p> <p>IDLE -( on the conferenced callLeg which was connected to B)</p>                                                                                           |
|                                                                | <p><b>CallLegs on C:</b></p> <p>Connected -to Conference Bridge</p> <p>IDLE -( on the conferenced callLeg which was connected to B)</p> <p>Conferenced -(Connected Id -A)</p> <p>Conferenced -(Connected Id -D)</p>                                                                                           |
|                                                                | <p><b>CallLegs on D:</b></p> <p>Connected -to Conference Bridge</p> <p>IDLE -( on the conferenced callLeg which was connected to B)</p> <p>Conferenced -(Connected Id -A)</p> <p>Conferenced -(Connected Id -C)</p> <p><b>Note</b> All IDLE CallLegs will have CallStateChange Reason as CtiDropConferee.</p> |
| 1 Drop Ad Hoc Conference = 'When Conference Controller Leaves' | <p>B is dropped out of conference and Conference will be ended.</p> <p><b>CallLegs after the Party is dropped from Conference:</b></p> <p>Each line in conference will be having 4 callLegs, all in IDLE state</p> <p><b>CallLegs on A,B,C and D:</b></p> <p>All 4 CallLegs will be in IDLE state</p>         |

## Shared Line-Scenario

| Action                                                                                                              | Expected events                                                                                                                                                                                                                                                                                                                                                                                                                                                                                                                                                                           |
|---------------------------------------------------------------------------------------------------------------------|-------------------------------------------------------------------------------------------------------------------------------------------------------------------------------------------------------------------------------------------------------------------------------------------------------------------------------------------------------------------------------------------------------------------------------------------------------------------------------------------------------------------------------------------------------------------------------------------|
| A,B,C and A' are in conference; A is conference Controller<br>Unified CM Parameter "Drop Ad Hoc Conference = Never" | <b>Conference Model:</b><br>Lines B and C in conference will be having 4 callLegs, 3 conferenced and 1 connected<br>Lines A and A' will be having 8 CallLegs                                                                                                                                                                                                                                                                                                                                                                                                                              |
|                                                                                                                     | <b>CallLegs on A:</b><br>Connected -to Conference Bridge (Active)<br>Conferenced -(caller Id -A ;Called Id -B; Connected Id -B) (Active)<br>Conferenced -(caller Id -A ;Called Id -C; Connected Id -C) (Active)<br>Conferenced -(caller Id -A ;Called Id -A' ; Connected Id -A') (Active)<br>Connected -to Conference Bridge (Remote in Use)<br>Conferenced -(caller Id -A' ;Called Id -B; Connected Id -B) (Remote in Use)<br>Conferenced -(caller Id -A' ;Called Id -C; Connected Id -C) (Remote in Use)<br>Conferenced -(caller Id -A' ;Called Id -A; Connected Id -A) (Remote in Use) |

| Action                                                                                                                                                       | Expected events                                                                                                                                                                                                                                                                                                                                                                                                                                                                                                                                                                                                                                                                                                                                                                                                                                                                                                                                                                                                                                                                                                                                                                           |
|--------------------------------------------------------------------------------------------------------------------------------------------------------------|-------------------------------------------------------------------------------------------------------------------------------------------------------------------------------------------------------------------------------------------------------------------------------------------------------------------------------------------------------------------------------------------------------------------------------------------------------------------------------------------------------------------------------------------------------------------------------------------------------------------------------------------------------------------------------------------------------------------------------------------------------------------------------------------------------------------------------------------------------------------------------------------------------------------------------------------------------------------------------------------------------------------------------------------------------------------------------------------------------------------------------------------------------------------------------------------|
|                                                                                                                                                              | <p><b>CallLegs on A':</b></p> <p>Connected -to Conference Bridge (Active)</p> <p>Conferenced -(caller Id -A' ;Called Id -B; Connected Id -B) (Active)</p> <p>Conferenced -(caller Id -A' ;Called Id -C; Connected Id -C) (Active)</p> <p>Conferenced -(caller Id -A' ;Called Id -A; Connected Id -A) (Active)</p> <p>Connected -to Conference Bridge (Remote in Use)</p> <p>Conferenced -(caller Id -A ;Called Id -B; Connected Id -B) (Remote in Use)</p> <p>Conferenced -(caller Id -A ;Called Id -C; Connected Id -C) (Remote in Use)</p> <p>Conferenced -(caller Id -A ;Called Id -A'; Connected Id -A') (Remote in Use)</p> <p><b>CallLegs on B:</b></p> <p>Connected -to Conference Bridge</p> <p>Conferenced -(caller Id -B ;Called Id -A; Connected Id -A)</p> <p>Conferenced -(caller Id -B ;Called Id -C; Connected Id -C)</p> <p>Conferenced -(caller Id -B ;Called Id -A'; Connected Id -A')</p> <p><b>CallLegs on C:</b></p> <p>Connected -to Conference Bridge</p> <p>Conferenced -(caller Id -C ;Called Id -A; Connected Id -A)</p> <p>Conferenced -(caller Id -C ;Called Id -B; Connected Id -B)</p> <p>Conferenced -(caller Id -C ;Called Id -A' ; Connected Id -A')</p> |
| Application does a <b>LineOpen (A)</b> with new Ext ver.<br>Unified CM Parameter ' <b>Advanced Ad Hoc Conference Enabled = False</b> '                       |                                                                                                                                                                                                                                                                                                                                                                                                                                                                                                                                                                                                                                                                                                                                                                                                                                                                                                                                                                                                                                                                                                                                                                                           |
| <b>1</b> Application does <b>LineRemoveFromConference</b> on the 'Conferenced' CallLeg on A which is connected to B and mode is "Inactive or Remote In use". | Error LINEERR_INVALCALLSTATE is sent to application.                                                                                                                                                                                                                                                                                                                                                                                                                                                                                                                                                                                                                                                                                                                                                                                                                                                                                                                                                                                                                                                                                                                                      |

| Action                                                                                                                             | Expected events                                                                                            |
|------------------------------------------------------------------------------------------------------------------------------------|------------------------------------------------------------------------------------------------------------|
| 1 Application does <b>LineRemoveFromConference</b> on the 'Conferenced' CallLeg on A which is connected to B and mode is 'Active'. | B will be dropped out of conference.<br>LINECALLSTATE Event will be sent to Application with state = Idle. |

| Action | Expected events                                                                                                                                                                                                                                                                                                                                                                                                                                                                                                                                                                                                                                                                                                                                                                                                                                                                                                                                                                                                                                                                                                                                                                                                                                                                                                                                                                                                                                                                                                                                                                                                                                 |
|--------|-------------------------------------------------------------------------------------------------------------------------------------------------------------------------------------------------------------------------------------------------------------------------------------------------------------------------------------------------------------------------------------------------------------------------------------------------------------------------------------------------------------------------------------------------------------------------------------------------------------------------------------------------------------------------------------------------------------------------------------------------------------------------------------------------------------------------------------------------------------------------------------------------------------------------------------------------------------------------------------------------------------------------------------------------------------------------------------------------------------------------------------------------------------------------------------------------------------------------------------------------------------------------------------------------------------------------------------------------------------------------------------------------------------------------------------------------------------------------------------------------------------------------------------------------------------------------------------------------------------------------------------------------|
|        | <p>CallLegs after the Party is dropped from Conference:</p> <p><b>CallLegs on A:</b></p> <p>Connected -to Conference Bridge (Active)</p> <p>IDLE -(on the conferenced callLeg which was connected to A -B)</p> <p>Conferenced -(caller Id -A ;Called Id -C; Connected Id -C) (Active)</p> <p>Conferenced -(caller Id -A ;Called Id -A'; Connected Id -A') (Active)</p> <p>Connected -to Conference Bridge (Remote in Use)</p> <p>IDLE -(on the conferenced callLeg which was connected to A' -B)</p> <p>Conferenced -(caller Id -A' ;Called Id -C; Connected Id -C) (Remote in Use)</p> <p>Conferenced -(caller Id -A' ;Called Id -A; Connected Id -A) (Remote in Use)</p> <p><b>CallLegs on A':</b></p> <p>Connected -to Conference Bridge (Active)</p> <p>IDLE -(on the conferenced callLeg which was connected to A' -B)</p> <p>Conferenced -(caller Id -A' ;Called Id -C; Connected Id -C) (Active)</p> <p>Conferenced -(caller Id -A' ;Called Id -A; Connected Id -A) (Active)</p> <p>Connected -to Conference Bridge (Remote in Use)</p> <p>IDLE -(on the conferenced callLeg which was connected to A -B)</p> <p>Conferenced -(caller Id -A ;Called Id -C; Connected Id -C) (Remote in Use)</p> <p>Conferenced -(caller Id -A ;Called Id -A'; Connected Id -A') (Remote in Use)</p> <p><b>CallLegs on B:</b></p> <p>All 4 CallLegs are in IDLE state</p> <p><b>CallLegs on C:</b></p> <p>Connected -to Conference Bridge</p> <p>Conferenced -(caller Id -C ;Called Id -A; Connected Id -A)</p> <p>IDLE -(on the conferenced callLeg which was connected to C -B)</p> <p>Conferenced -(caller Id -C ;Called Id -A'; Connected Id -A')</p> |

| Action                                                                                                                                    | Expected events                                                                                                                                                                                                                                                                                                                                                                                                                                                                                                                                                                              |
|-------------------------------------------------------------------------------------------------------------------------------------------|----------------------------------------------------------------------------------------------------------------------------------------------------------------------------------------------------------------------------------------------------------------------------------------------------------------------------------------------------------------------------------------------------------------------------------------------------------------------------------------------------------------------------------------------------------------------------------------------|
| Application does a <b>LineOpen (B)</b> with new Ext ver. Unified CM Parameter <b>Advanced Ad Hoc Conference Enabled = True</b>            |                                                                                                                                                                                                                                                                                                                                                                                                                                                                                                                                                                                              |
| <b>1</b> Application does <b>LineRemoveFromConference</b> on the 'Conferenced' CallLeg on B which is connected to A and mode is "Active". | A will be dropped out of conference.<br>LINECALLSTATE Event will be sent to Application with state = Idle.                                                                                                                                                                                                                                                                                                                                                                                                                                                                                   |
|                                                                                                                                           | <b>CallLegs after the Party is dropped from Conference:</b><br><b>CallLegs on A:</b><br>IDLE -(on the Connected callLeg which was connected to Conference Bridge,A-CFB)<br>IDLE -(on the conferenced callLeg which is connected to A -B)<br>IDLE -(on the conferenced callLeg which is connected to A -C)<br>IDLE -(on the conferenced callLeg which is connected to A -A')<br>Connected -to Conference Bridge (Remote in Use)<br>Conferenced -(caller Id -A' ;Called Id -C; Connected Id -C) (Remote in Use)<br>Conferenced -(caller Id -A' ;Called Id -B; Connected Id -B) (Remote in Use) |
|                                                                                                                                           | <b>CallLegs on A':</b><br>IDLE -(on the Connected callLeg which was connected to Conference Bridge,A -CFB)<br>IDLE -(on the conferenced callLeg which is connected to A -B)<br>IDLE -(on the conferenced callLeg which is connected to A -C)<br>IDLE -(on the conferenced callLeg which is connected to A -A')<br>Connected -to Conference Bridge<br>Conferenced -(caller Id -A' ;Called Id -C; Connected Id -C) (Active)<br>Conferenced -(caller Id -A' ;Called Id -B; Connected Id -B) (Active)                                                                                            |
|                                                                                                                                           | <b>CallLegs on B:</b><br>Connected -to Conference Bridge<br>Conferenced -(caller Id -B ;Called Id -A; Connected Id -A')<br>IDLE -(on the conferenced callLeg which was connected to B -A)<br>Conferenced -(caller Id -B ;Called Id -C; Connected Id -C)                                                                                                                                                                                                                                                                                                                                      |

| Action | Expected events                                                                                                                                                                                                                                          |
|--------|----------------------------------------------------------------------------------------------------------------------------------------------------------------------------------------------------------------------------------------------------------|
|        | <b>CallLegs on C:</b><br>Connected -to Conference Bridge<br>Conferenced -(caller Id -C ;Called Id -A'; Connected Id -A')<br>IDLE -(on the conferenced callLeg which was connected to C -A)<br>Conferenced -(caller Id -C ;Called Id -B; Connected Id -B) |

### Chained Conference

| Action                                                                                                                                                                                                                                                                                                                                                                               | Expected events                                                                                                                                                  |
|--------------------------------------------------------------------------------------------------------------------------------------------------------------------------------------------------------------------------------------------------------------------------------------------------------------------------------------------------------------------------------------|------------------------------------------------------------------------------------------------------------------------------------------------------------------|
| A,B and CB2 are in conference(CB1); B is conference Controller<br>C,D and E are in Conference (CB2); D is conference Controller<br>Unified CM Parameter Advanced Ad Hoc Conference Enabled = True<br>Application does a <b>LineOpen (A)</b> with new Ext ver.<br><b>1</b> Application does <b>LineRemoveFromConference</b> on the Conferenced" CallLeg on A which is connected to B. | B is disconnected and dropped out of Conference.<br>A is now in conference with CB2.<br>LINECALLSTATE Event is sent to Application for Line B with state = Idle. |

C-Barge: Unified CM Service Parameter Advanced Ad Hoc Conference Enabled = True.

| Action                                                                                                                                                                                                                                     | Expected events |
|--------------------------------------------------------------------------------------------------------------------------------------------------------------------------------------------------------------------------------------------|-----------------|
| B call A and A';<br>A answers the call and on A' do c-Barge;<br>A,B and A' will be in conference; A is conference Controller<br>Unified CM Parameter "Drop Ad Hoc Conference = Never"<br>Application does a LineOpen (A) with new Ext ver. |                 |

| Action                                                                                                                                                                                          | Expected events                                                                                                                                                                                                                                                                                                                                                                                                                                                                                                                                                                                                                                                                                                                                                                                                                                                                                                                                                                                                                                                                                                                                                                                                                                                                                                                                                                                                                                                     |
|-------------------------------------------------------------------------------------------------------------------------------------------------------------------------------------------------|---------------------------------------------------------------------------------------------------------------------------------------------------------------------------------------------------------------------------------------------------------------------------------------------------------------------------------------------------------------------------------------------------------------------------------------------------------------------------------------------------------------------------------------------------------------------------------------------------------------------------------------------------------------------------------------------------------------------------------------------------------------------------------------------------------------------------------------------------------------------------------------------------------------------------------------------------------------------------------------------------------------------------------------------------------------------------------------------------------------------------------------------------------------------------------------------------------------------------------------------------------------------------------------------------------------------------------------------------------------------------------------------------------------------------------------------------------------------|
| <p>Application does a LineOpen (A) with new Ext ver.</p> <p>1 Application does <b>LineRemoveFromConference</b> on the "Conferenced" CallLeg on A which is connected to B and mode is Active</p> | <p>B is dropped out of conference.</p> <p>LINECALLSTATE Event will be sent to Application with state = Idle.</p> <p><b>CallLegs after the Party is dropped from Conference:</b></p> <p><b>CallLegs on A:</b></p> <p>Connected -(on the conferenced callLeg which was connected to A -A') (Active)</p> <p>Connected -(on the conferenced callLeg which was connected to A' -A) (Remote in Use)</p> <p>IDLE -(on the conferenced callLeg which was connected to A -B)</p> <p>IDLE -(on the connected callLeg which is connected to conference Bridge; A -CFB)</p> <p>IDLE -(on the conferenced callLeg which was connected to A' -B)</p> <p>IDLE -(on the connected callLeg which is connected to conference Bridge; A' -CFB)</p> <p><b>CallLegs on A':</b></p> <p>Connected -(on the conferenced callLeg which was connected to A' -A) (Active)</p> <p>Connected -(on the conferenced callLeg which was connected to A -A') (Remote in Use)</p> <p>IDLE -(on the conferenced callLeg which was connected to A -B)</p> <p>IDLE -(on the connected callLeg which is connected to conference Bridge; A -CFB)</p> <p>IDLE -(on the conferenced callLeg which was connected to A' -B)</p> <p>IDLE -(on the connected callLeg which is connected to conference Bridge; A' -CFB)</p> <p><b>CallLegs on B:</b></p> <p>All 4 CallLegs are in IDLE state</p> <p>A' is dropped out of conference.</p> <p>LINECALLSTATE Event will be sent to Application with state = Idle.</p> |

| Action                                                                                                                          | Expected events                                                                                                                                                                                                                                                                                                                                                                                                                                                                                                                                                                                                                                                                                                                                                                                                                                                                                                                                                                                                                                                                                                                                                                                                                                                                                                                                                                                                                                                   |
|---------------------------------------------------------------------------------------------------------------------------------|-------------------------------------------------------------------------------------------------------------------------------------------------------------------------------------------------------------------------------------------------------------------------------------------------------------------------------------------------------------------------------------------------------------------------------------------------------------------------------------------------------------------------------------------------------------------------------------------------------------------------------------------------------------------------------------------------------------------------------------------------------------------------------------------------------------------------------------------------------------------------------------------------------------------------------------------------------------------------------------------------------------------------------------------------------------------------------------------------------------------------------------------------------------------------------------------------------------------------------------------------------------------------------------------------------------------------------------------------------------------------------------------------------------------------------------------------------------------|
| <b>1</b> Application does LineRemoveFromConference on the Conferenced CallLeg on A which is connected to A' and mode is Active. | <p><b>CallLegs on A':</b></p> <p>Connected -(on the conferenced callLeg which was connected to A -B) (Remote in Use)</p> <p>IDLE -(on the conferenced callLeg which was connected to A' -B)</p> <p>IDLE -(on the conferenced callLeg which was connected to A -A') (active)</p> <p>IDLE -(on the connected callLeg which is connected to conference Bridge; A -CFB)</p> <p>IDLE -(on the conferenced callLeg which was connected to A' -A) (Remote in Use)</p> <p>IDLE -(on the connected callLeg which is connected to conference Bridge; A' -CFB)</p> <p><b>CallLegs on B:</b></p> <p>Connected -(on the conferenced callLeg which was connected to B -A)</p> <p>IDLE -(on the conferenced callLeg which was connected to A' -B)</p> <p>IDLE -(on the connected callLeg which is connected to conference Bridge; B -CFB)</p> <p><b>CallLegs after the Party is dropped from Conference:</b></p> <p><b>CallLegs on A:</b></p> <p>Connected -(on the conferenced callLeg which was connected to A -B) (Active)</p> <p>IDLE -(on the conferenced callLeg which was connected to A' -B) (Remote in Use)</p> <p>IDLE -(on the conferenced callLeg which was connected to A -A') (active)</p> <p>IDLE -(on the connected callLeg which is connected to conference Bridge; A -CFB)</p> <p>IDLE -(on the conferenced callLeg which was connected to A' -A) (Remote in Use)</p> <p>IDLE -(on the connected callLeg which is connected to conference Bridge; A' -CFB)</p> |

## Early Offer

The following section describes how the application dynamically registers for various port with Early Offer Support.

# Application Dynamically Registers CTI Port with Early Offer Support

## Configuration

A – CTI Port in Cluster1

Cluster1 and Cluster2 connected via SIP trunk

SIP trunk Supports Early Offer

| Action                                                                                                                                                | TSP message to application data                                                                                                                                                                                                                                     |
|-------------------------------------------------------------------------------------------------------------------------------------------------------|---------------------------------------------------------------------------------------------------------------------------------------------------------------------------------------------------------------------------------------------------------------------|
| lineInitialize                                                                                                                                        | Line_reply with Success<br>Lines will be Enumerated to Application.                                                                                                                                                                                                 |
| lineOpen() with Extversion – 0x800B0000 for Line A                                                                                                    | Line_Open successful                                                                                                                                                                                                                                                |
| LineSetStatusMessages() – with dwLinestates – 0xcc                                                                                                    | LineSetStatusMessages returns Success                                                                                                                                                                                                                               |
| Application sends<br>lineDevSpecific(CciscoLineDevSpecificEnableFeatureSupport)<br>with m_Feature – 0x00000001, m_Feature_Capability -<br>0x00000001  | Line_Reply with Success                                                                                                                                                                                                                                             |
| Application sends<br>lineDevSpecific(CciscoLineDevSpecificPortRegistrationPerCall)<br>with MediaCaps Info                                             | Line_Reply with Success<br>LineInserviceEvent reports to Application<br>Line_LineDevState<br>dwParam1 = x040, InService                                                                                                                                             |
| Application sends<br>lineDevSpecific(CCiscoLineDevSpecificSetStatusMsgs) with<br>m_DevSpecificStatusMsgsFlag =<br>DEVSPECIFIC_GET_IP_PORT -0x00000400 | Line_Reply with Success                                                                                                                                                                                                                                             |
| Application calls LineMakeCall() on A dialing a Party in Cluster2<br><br>Call is being routed through the SIP trunk with Early Offer Enabled          | A:<br>LINE_CALLSTATE (LINECALLSTATE_PROCEEDING)<br><br>LINE_DEVSPECIFIC<br>dwParam1 = SLDSMT_RTP_GET_IP_PORT<br>dwParam2 = 0x0000xyy<br>x (ninth Bit from LSB) – 1 – SetRTP<br>(1-App has to set RTP / 0 – App need not set RTP)<br>yy (8 bits) – IPAddressing Mode |

| Action                                                                                                                                                                            | TSP message to application data                                                                                                                                                                                                                                                                                                                                                              |
|-----------------------------------------------------------------------------------------------------------------------------------------------------------------------------------|----------------------------------------------------------------------------------------------------------------------------------------------------------------------------------------------------------------------------------------------------------------------------------------------------------------------------------------------------------------------------------------------|
| Application sends<br>lineDevSpecific(CciscoLineDevSpecificSetRTPParamsForCall)<br>with IPAddress and Port Info                                                                    | Line_Reply with Success                                                                                                                                                                                                                                                                                                                                                                      |
| Other Party answers the Call                                                                                                                                                      | A:<br>LINE_CALLSTATE (LINECALLSTATE_CONNECTED)<br>LINE_DEVSPECIFIC<br>dwParam1 = compressionType &<br>SLDSMT_OPEN_LOGICAL_CHANNEL<br>dwParam2 = 0x00000xyy<br>x (ninth Bit from LSB) – 0 – SetRTP<br>( 1-App has to set RTP / 0 – App need not set RTP)<br>yy (8 bits) – IPAddressing Mode                                                                                                   |
| Hold and unHold the Call                                                                                                                                                          | A:<br>LINE_CALLSTATE<br>(LINECALLSTATE_HOLD/LINECALLSTATE_CONNECTED)<br><br>LINE_DEVSPECIFIC<br>dwParam1 = compressionType &<br>SLDSMT_OPEN_LOGICAL_CHANNEL<br>dwParam2 = 0x00000xyy<br>x (ninth Bit from LSB) – 1 – SetRTP<br>( 1-App has to set RTP / 0 – App need not set RTP)<br>yy (8 bits) – IPAddressing Mode<br>*** Applications have to set the RTP info as the SetRTP flag is set. |
| Application sends<br>lineDevSpecific(CciscoLineDevSpecificSetRTPParamsForCall)<br>with IPAddress and Port Info                                                                    | Line_Reply with Success<br>Media will be set and Media events will be reported                                                                                                                                                                                                                                                                                                               |
| *** Application should not set the RTP Info Again<br>Variant 1:<br>Application sends<br>lineDevSpecific(CciscoLineDevSpecificSetRTPParamsForCall)<br>with IPAddress and Port Info | Line_Reply with Error LINEERR_OPERATIONUNAVAIL<br>But the Media is setup with the RTP information provided at the<br>SLDSMT_RTP_GET_IP_PORT information request                                                                                                                                                                                                                              |

| Action                                                                                                                                                                                                                                                                                    | TSP message to application data                                                                                        |
|-------------------------------------------------------------------------------------------------------------------------------------------------------------------------------------------------------------------------------------------------------------------------------------------|------------------------------------------------------------------------------------------------------------------------|
| Variant 2:<br>Application does not set the Filter to receive new Notification using lineDevSpecific (CCiscoLineDevSpecificSetStatusMsgs) and Application does not Set RTP at Proceeding State as there is no Notification<br>Or<br>Application does not set RTP info on New Notification  | New Notification not reported to Application<br>Call goes to Disconnect State with cause as LINEDISCONNECTMODE_UNKNOWN |
| Variant 3: A – CTI Port is Registered Secure                                                                                                                                                                                                                                              | Behavior should be same                                                                                                |
| Variant 4: Application tried to disable the Early Offer support on the CTI Port that is Dynamically Registered with the Early Offer support<br>Application sends lineDevSpecific(CciscoLineDevSpecificEnableFeatureSupport) with m_Feature – 0x00000001, m_Feature_Capability -0x00000000 | Line_Devspecific fails with Error<br>LINEERR_OPERATIONUNAVAIL                                                          |

## Application Dynamically Registers CTI Port Without Early Offer Support

### Configuration

A – CTI Port in Cluster1  
 Cluster1 and Cluster2 connected via SIP trunk  
 SIP trunk Supports Delayed Offer

| Action                                                                                              | TSP message to application data                                                                                         |
|-----------------------------------------------------------------------------------------------------|-------------------------------------------------------------------------------------------------------------------------|
| lineInitialize                                                                                      | Line_reply with Success<br>Lines will be Enumerated to Application.                                                     |
| lineOpen() with Extversion – 0x800B0000 for Line A                                                  | Line_Open successful                                                                                                    |
| LineSetStatusMessages() – with dwLinestates – 0xcc                                                  | LineSetStatusMessages returns Success                                                                                   |
| Application sends lineDevSpecific(CciscoLineDevSpecificPortRegistrationPerCall) with MediaCaps Info | Line_Reply with Success<br>LineInserviceEvent reports to Application<br>Line_LineDevState<br>Dwparam1 = x040, InService |
| Application calls LineMakeCall() on A dialing a Party in Cluster2                                   | A:<br>LINE_CALLSTATE (LINECALLSTATE_PROCEEDING)                                                                         |

| Action                                                                                                         | TSP message to application data                                                                                                                                                                                                                                                         |
|----------------------------------------------------------------------------------------------------------------|-----------------------------------------------------------------------------------------------------------------------------------------------------------------------------------------------------------------------------------------------------------------------------------------|
| Other Party answers the Call                                                                                   | A:<br>LINE_CALLSTATE (LINECALLSTATE_CONNECTED)<br>LINE_DEVSPECIFIC<br>dwParam1 = compressionType &<br>SLDSMT_OPEN_LOGICAL_CHANNEL<br>dwParam2 = 0x00000xyy<br>x (ninth Bit from LSB) – 1 – SetRTP<br>(1-App has to set RTP / 0 – App need not set RTP)<br>yy (8 bits) -IPAddressingMode |
| Application sends<br>lineDevSpecific(CciscoLineDevSpecificSetRTPParamsForCall)<br>with IPAddress and Port Info | Line_Reply with Success<br>Media will be Setup                                                                                                                                                                                                                                          |
| Variant 1: A – SCCP/SIP Phone                                                                                  | Behavior is same and new SLDSMT_RTP_GET_IP_PORT<br>Notification will not be fired to application.                                                                                                                                                                                       |

## Application Dynamically Registers IPV6 CTI Port with Early Offer Support

### Configuration

A – CTI Port; CDC – IPV6 Only  
Cluster1 and Cluster2 connected via SIP trunk  
SIP trunk Supports Early Offer

| Action                                                                                                                                               | TSP message to application data                                     |
|------------------------------------------------------------------------------------------------------------------------------------------------------|---------------------------------------------------------------------|
| lineInitialize                                                                                                                                       | Line_reply with Success<br>Lines will be Enumerated to Application. |
| lineOpen() with Extversion – 0x800B0000 for Line A                                                                                                   | Line_Open successful                                                |
| LineSetStatusMessages() – with dwLinestates – 0xcc                                                                                                   | LineSetStatusMessages returns Success                               |
| Application sends<br>lineDevSpecific(CciscoLineDevSpecificEnableFeatureSupport)<br>with m_Feature – 0x00000001, m_Feature_Capability -<br>0x00000001 | Line_Reply with Success                                             |

| Action                                                                                                                                                | TSP message to application data                                                                                                                                                                                                                                                             |
|-------------------------------------------------------------------------------------------------------------------------------------------------------|---------------------------------------------------------------------------------------------------------------------------------------------------------------------------------------------------------------------------------------------------------------------------------------------|
| Application sends<br>lineDevSpecific(CciscoLineDevSpecificSetIPv6AddressAndMode)<br>with MediaCaps Info                                               | Line_Reply with Success                                                                                                                                                                                                                                                                     |
| Application sends<br>lineDevSpecific(CciscoLineDevSpecificPortRegistrationPerCall)<br>with MediaCaps Info                                             | Line_Reply with Success<br><br>LineInserviceEvent will be repored to Application<br>Line_LineDevState<br>Dwparam1 = x040, InService                                                                                                                                                         |
| Application sends<br>lineDevSpecific(CCiscoLineDevSpecificSetStatusMsgs) with<br>m_DevSpecificStatusMsgsFlag =<br>DEVSPECIFIC_GET_IP_PORT -0x00000400 | Line_Reply with Success                                                                                                                                                                                                                                                                     |
| Application calls LineMakeCall() on A dialing a Party in Cluster2<br>Call is routed through SIP trunk with Early Offer Enabled                        | A:<br>LINE_CALLSTATE (LINECALLSTATE_PROCEEDING)<br><b>Note</b> SLDSMT_RTP_GET_IP_PORT Notification for IPV6<br>CTI Port is not supported.<br>Application has to set the RTP info after OpenLogicalChannel<br>Notification.                                                                  |
| Other Party answers the Call                                                                                                                          | A:<br>LINE_CALLSTATE (LINECALLSTATE_CONNECTED)<br><br>LINE_DEVSPECIFIC<br>dwParam1 = compressionType &<br>SLDSMT_OPEN_LOGICAL_CHANNEL<br>dwParam2 = 0x00000xyy<br>x (ninth Bit from LSB) – 1 – SetRTP<br>(1-App has to set RTP / 0 – App need not set RTP)<br>yy (8 bits )-IPAddressingMode |
| Application sends<br>lineDevSpecific(CciscoLineDevSpecificSetRTTPParamsForCallIPv6)<br>with IPAddress and Port Info                                   | Line_Reply with Success<br>Media will be Setup                                                                                                                                                                                                                                              |

## Mutiple Applications Dynamically Register CTI Port/RP

### Configuration

Cluster1 and Cluster2 connected via SIP trunk

SIP trunk Supports Early Offer

Applications:

- App1 – Dynamically Registers CTI Port/RP with Early Offer Support
- App2 – Dynamically Registers CTI Port/RP without Early Offer Support

\*\*\* App1 and App2 are running on Different Client Machines.

| Action                                                                                                                                                        | TSP message to application data                                                |
|---------------------------------------------------------------------------------------------------------------------------------------------------------------|--------------------------------------------------------------------------------|
| App1 and App2:<br>lineInitialize                                                                                                                              | Line_reply with Success<br>Lines will be Enumerated to Application.            |
| App1 and App2:<br>lineOpen() with Extversion – 0x800B0000 for Line A                                                                                          | Line_Open successful                                                           |
| App1 and App2:<br>LineSetStatusMessages() – with dwLinestates – 0xcc                                                                                          | LineSetStatusMessages returns Success                                          |
| App1:<br>Application sends<br>lineDevSpecific(CciscoLineDevSpecificEnableFeatureSupport)<br>with m_Feature – 0x00000001, m_Feature_Capability -<br>0x00000001 | Line_Reply with Success                                                        |
| App1:<br>Application sends<br>lineDevSpecific(CciscoLineDevSpecificPortRegistrationPerCall)<br>with MediaCaps Info                                            | Line_Reply with Success<br>LineInserviceEvent reports to the application.      |
| App2:<br>Application sends<br>lineDevSpecific(CciscoLineDevSpecificPortRegistrationPerCall)<br>with MediaCaps Info                                            | Line_Devspecific fails with Error<br>LINEERR_REGISTER_GETPORT_SUPPORT_MISMATCH |

## Multiple Applications Dynamically Register CTI Port/RP with Early Offer Support

### Configuration

A – CTI Port in Cluster1

Cluster1 and Cluster2 connected via SIP trunk

SIP trunk Supports Early Offer

Applications:

- App1 – Dynamically Registers CTI Port/RP with Early Offer Support
- App2 – Dynamically Registers CTI Port/RP with Early Offer Support

\*\*\* App1 and App2 are running on Different Client Machines.

| Action                                                                                                                                                                          | TSP Message to application data                                           |
|---------------------------------------------------------------------------------------------------------------------------------------------------------------------------------|---------------------------------------------------------------------------|
| App1 and App2:<br>lineInitialize                                                                                                                                                | Line_reply with Success<br>Lines will be Enumerated to Application.       |
| App1 and App2:<br>lineOpen() with Extversion – 0x800B0000 for Line A                                                                                                            | Line_Open successful                                                      |
| App1 and App2:<br>LineSetStatusMessages() – with dwLinestates – 0xcc                                                                                                            | LineSetStatusMessages returns Success                                     |
| App1 and App2:<br>Application sends<br>lineDevSpecific(CciscoLineDevSpecificEnableFeatureSupport)<br>with m_Feature – 0x00000001, m_Feature_Capability -<br>0x00000001          | Line_Reply with Success                                                   |
| App1 and App2:<br>Application sends<br>lineDevSpecific(CciscoLineDevSpecificPortRegistrationPerCall)<br>with MediaCaps Info<br>*** Both Applications set with same Capabilities | Line_Reply with Success<br><br>LineInserviceEvent reports to Application. |

| Action                                                                                                                                                                   | TSP Message to application data                                                                                                                                                                                                                                                                             |
|--------------------------------------------------------------------------------------------------------------------------------------------------------------------------|-------------------------------------------------------------------------------------------------------------------------------------------------------------------------------------------------------------------------------------------------------------------------------------------------------------|
| <p>App1:<br/>Application calls LineMakeCall() on A dialing a Party in Cluster2<br/>Call is being routed through the SIP trunk with Early Offer Enabled</p>               | <p>A:<br/>LINE_CALLSTATE (LINECALLSTATE_PROCEEDING)<br/>App1 and App2:<br/>LINE_DEVSPECIFIC<br/>dwParam1 = SLDSMT_RTP_GET_IP_PORT<br/>dwParam2 = 0x00000xyy<br/>x (ninth Bit from LSB) – 1 – SetRTP<br/>(1-App has to set RTP / 0 – App need not set RTP)<br/>yy (8 bits) – IPAddressing Mode</p>           |
| <p>App1:<br/>Application sends<br/>lineDevSpecific(CciscoLineDevSpecificSetRTPParamsForCall)<br/>with IPAddress and Port Info</p>                                        | <p>Line_Reply with Success</p>                                                                                                                                                                                                                                                                              |
| <p>App2:<br/>Application sends LineDevSpecific<br/>(CciscoLineDevSpecificSetRTPParamsForCall) with IPAddress<br/>and Port Info different from the Info App1 has set.</p> | <p>Line_Reply with error LINEERR_OPERATIONUNAVAIL</p>                                                                                                                                                                                                                                                       |
| <p>Other Party answers the Call</p>                                                                                                                                      | <p>A:<br/>LINE_CALLSTATE (LINECALLSTATE_CONNECTED)<br/>LINE_DEVSPECIFIC<br/>dwParam1 = compressionType &amp;<br/>SLDSMT_OPEN_LOGICAL_CHANNEL<br/>dwParam2 = 0x00000xyy<br/>x (ninth Bit from LSB) – 0 – SetRTP<br/>(1-App has to set RTP / 0 – App need not set RTP)<br/>yy (8 bits) – IPAddressingMode</p> |

## Application Statically Registers CTI Port with Early Offer Support and Then Disable the Early Offer Support

### Configuration

A – CTI Port in Cluster1

Cluster1 and Cluster2 connected via SIP trunk

## SIP trunk Supports Early Offer

| Action                                                                                                                                                                                                                           | TSP Message to application data                                                                                                                                                                                                                             |
|----------------------------------------------------------------------------------------------------------------------------------------------------------------------------------------------------------------------------------|-------------------------------------------------------------------------------------------------------------------------------------------------------------------------------------------------------------------------------------------------------------|
| lineInitialize                                                                                                                                                                                                                   | Line_reply with Success<br>Lines will be Enumerated to Application.                                                                                                                                                                                         |
| lineOpen() with Extversion – 0x800B0000 for Line A                                                                                                                                                                               | Line_Open successful                                                                                                                                                                                                                                        |
| LineSetStatusMessages() – with dwLinestates – 0xcc                                                                                                                                                                               | LineSetStatusMessages returns Success                                                                                                                                                                                                                       |
| Application sends<br>lineDevSpecific(CciscoLineDevSpecificEnableFeatureSupport)<br>with m_Feature – 0x00000001, m_Feature_Capability -<br>0x00000001                                                                             | Line_Reply with Success                                                                                                                                                                                                                                     |
| Application sends<br>lineDevSpecific(CCiscoLineDevSpecificUserControlRTPStream)<br>with MediaCaps Info                                                                                                                           | Line_Reply with Success<br>LineInserviceEvent reports to Application<br>Line_LineDevState<br>dwParam1 = x040, InService                                                                                                                                     |
| Application sends<br>lineDevSpecific(CCiscoLineDevSpecificSetStatusMsgs) with<br>m_DevSpecificStatusMsgsFlag =<br>DEVSPECIFIC_GET_IP_PORT -0x00000400                                                                            | Line_Reply with Success                                                                                                                                                                                                                                     |
| Application calls LineMakeCall() on A dialing a Party in Cluster 2<br><br>Call is being routed through the SIP trunk with Early Offer Enabled                                                                                    | A:<br>LINE_CALLSTATE (LINECALLSTATE_PROCEEDING)<br><br>LINE_DEVSPECIFIC<br>dwParam1 = SLDSMT_RTP_GET_IP_PORT<br>dwParam2 = 0x00000xyy<br>x (ninth Bit from LSB) – 0 – SetRTP<br>(1-App has to set RTP / 0 – App need not set RTP)<br>yy – IPAddressing Mode |
| Other Party answers the Call                                                                                                                                                                                                     | A:<br>LINE_CALLSTATE (LINECALLSTATE_CONNECTED)                                                                                                                                                                                                              |
| *** Disconnect the Existing Call<br><br>Application sends<br>lineDevSpecific(CciscoLineDevSpecificEnableFeatureSupport)<br>with m_Feature – 0x00000001, m_Feature_Capability<br>-0x00000000 – to disable the Early Offer support | Line_Reply with Success                                                                                                                                                                                                                                     |

| Action                                                                                                                                    | TSP Message to application data                                            |
|-------------------------------------------------------------------------------------------------------------------------------------------|----------------------------------------------------------------------------|
| Application calls LineMakeCall() on A dialing a Party in Cluster 2<br>Call is being routed through the SIP trunk with Early Offer Enabled | A:<br>LINE_CALLSTATE (LINECALLSTATE_PROCEEDING/<br>LINECALLSTATE_RINGBACK) |
| Other Party answers the Call                                                                                                              | A:<br>LINE_CALLSTATE (LINECALLSTATE_CONNECTED)                             |

## Application Statically Registers CTI Port with Out Early Offer Support and Then Enables Early Offer Support

### Configuration

A – CTI Port in Cluster1

Cluster1 and Cluster2 connected via SIP trunk

SIP trunk Supports Early Offer

| Action                                                                                                                                                                                   | TSP Message to application data                                                                                         |
|------------------------------------------------------------------------------------------------------------------------------------------------------------------------------------------|-------------------------------------------------------------------------------------------------------------------------|
| lineInitialize                                                                                                                                                                           | Line_reply with Success<br>Lines will be Enumerated to Application.                                                     |
| lineOpen() with Extversion – 0x800B0000 for Line A                                                                                                                                       | Line_Open successful                                                                                                    |
| LineSetStatusMessages() – with dwLinestates – 0xcc                                                                                                                                       | LineSetStatusMessages returns Success                                                                                   |
| Application sends<br>lineDevSpecific(CCiscoLineDevSpecificUserControlRTPStream)<br>with MediaCaps Info                                                                                   | Line_Reply with Success<br>LineInserviceEvent reports to Application<br>Line_LineDevState<br>Dwparam1 = x040, InService |
| Application sends<br>lineDevSpecific(CciscoLineDevSpecificEnableFeatureSupport)<br>with m_Feature – 0x00000001, m_Feature_Capability -<br>0x00000001 – to enable the Early Offer support | Line_Reply with Success                                                                                                 |
| Application sends<br>lineDevSpecific(CCiscoLineDevSpecificSetStatusMsgs) with<br>m_DevSpecificStatusMsgsFlag =<br>DEVSPECIFIC_GET_IP_PORT -0x00000400                                    | Line_Reply with Success                                                                                                 |

| Action                                                            | TSP Message to application data                                                                                                                                                                                                                             |
|-------------------------------------------------------------------|-------------------------------------------------------------------------------------------------------------------------------------------------------------------------------------------------------------------------------------------------------------|
| Application calls LineMakeCall() on A dialing a Party in Cluster2 | A:<br>LINE_CALLSTATE (LINECALLSTATE_PROCEEDING)<br><br>LINE_DEVSPECIFIC<br>dwParam1 = SLDSMT_RTP_GET_IP_PORT<br>dwParam2 = 0x0000xxyy<br>x (ninth Bit from LSB) – 0 – SetRTP<br>(1-App has to set RTP / 0 – App need not set RTP)<br>yy – IPAddressing Mode |
| Other Party answers the Call                                      | A:<br>LINE_CALLSTATE (LINECALLSTATE_CONNECTED)<br><br>Media will be set and Media Events will be Reported to Application                                                                                                                                    |
| Variant 1: A – SCCP/SIP Phone                                     | Behavior is same and new SLDSMT_RTP_GET_IP_PORT Notification will not be fired to application.                                                                                                                                                              |

## Application Registers CTI Port with Legacy Wave Driver and Enables Early Offer Support

### Configuration

A – CTI Port;  
Cluster1 and Cluster2 connected via SIP trunk  
SIP trunk Supports Early Offer

| Action                                             | TSP Message to application data                                                                                                    |
|----------------------------------------------------|------------------------------------------------------------------------------------------------------------------------------------|
| lineInitialize                                     | Line_reply with Success<br>Lines will be Enumerated to Application.                                                                |
| lineOpen() with Extversion – 0x000B0000 for Line A | Line_Open successful                                                                                                               |
| LineSetStatusMessages() – with dwLinestates – 0xcc | LineSetStatusMessages returns Success<br>LineInserviceEvent reports to Application Line_LineDevState<br>Dwparam1 = x040, InService |

| Action                                                                                                                                                | TSP Message to application data                                                                                             |
|-------------------------------------------------------------------------------------------------------------------------------------------------------|-----------------------------------------------------------------------------------------------------------------------------|
| Application sends<br>lineDevSpecific(CciscoLineDevSpecificEnableFeatureSupport)<br>with m_Feature – 0x00000001, m_Feature_Capability -<br>0x00000001  | Line_Devspecific fails with error<br>LINEERR_OPERATIONUNAVAIL                                                               |
| Application sends<br>lineDevSpecific(CCiscoLineDevSpecificSetStatusMsgs) with<br>m_DevSpecificStatusMsgsFlag =<br>DEVSPECIFIC_GET_IP_PORT -0x00000400 | Line_Reply with Success                                                                                                     |
| Application calls LineMakeCall() on A dialing a Party in Cluster2<br>Call is routed through SIP trunk with Early Offer Enabled                        | A:<br>LINE_CALLSTATE (LINECALLSTATE_PROCEEDING)                                                                             |
| Other Party answers the Call                                                                                                                          | A:<br>LINE_CALLSTATE (LINECALLSTATE_CONNECTED)<br><br>Media will be set and Media Events will be reported to<br>Application |

## Application Registers CTI Port with New Cisco Wave Driver and Enables Early Offer Support

### Configuration

A – CTI Port;  
Cluster1 and Cluster2 connected via SIP trunk  
SIP trunk Supports Early Offer

| Action                                                                                   | TSP Message to application data                                                                                                    |
|------------------------------------------------------------------------------------------|------------------------------------------------------------------------------------------------------------------------------------|
| During Installation of CiscoTSP User has to select New Wave<br>Driver.<br>lineInitialize | Line_reply with Success<br>Lines will be Enumerated to Application.                                                                |
| lineOpen() with Extversion – 0x000B0000 for Line A                                       | Line_Open successful                                                                                                               |
| LineSetStatusMessages() – with dwLinestates – 0xcc                                       | LineSetStatusMessages returns Success<br>LineInserviceEvent reports to Application Line_LineDevState<br>Dwparam1 = x040, InService |

| Action                                                                                                                                                | TSP Message to application data                                                                                                                                                                                                                                                                                                         |
|-------------------------------------------------------------------------------------------------------------------------------------------------------|-----------------------------------------------------------------------------------------------------------------------------------------------------------------------------------------------------------------------------------------------------------------------------------------------------------------------------------------|
| Application sends<br>lineDevSpecific(CciscoLineDevSpecificEnableFeatureSupport)<br>with m_Feature – 0x00000001, m_Feature_Capability -<br>0x00000001  | Line_Reply with Success                                                                                                                                                                                                                                                                                                                 |
| Application sends<br>lineDevSpecific(CCiscoLineDevSpecificSetStatusMsgs) with<br>m_DevSpecificStatusMsgsFlag =<br>DEVSPECIFIC_GET_IP_PORT -0x00000400 | Line_Reply with Success                                                                                                                                                                                                                                                                                                                 |
| Application calls LineMakeCall() on A dialing a Party in Cluster2<br>Call is routed through SIP trunk with Early Offer Enabled                        | A:<br>LINE_CALLSTATE (LINECALLSTATE_PROCEEDING)<br><br>LINE_DEVSPECIFIC<br>dwParam1 = SLDSMT_RTP_GET_IP_PORT<br>dwParam2 = 0x00000xyy<br>x (ninth Bit from LSB) – 0 – SetRTP<br>(1-App has to set RTP / 0 – App need not set RTP)<br>yy – IPAddressing Mode<br><b>Note</b> On this new Notification, applications has to Open the Port. |
| Other Party answers the Call                                                                                                                          | A:<br>LINE_CALLSTATE (LINECALLSTATE_CONNECTED)<br><br>Media will be set and Media Events will be reported to Application                                                                                                                                                                                                                |

## Mutiple Applications Statically Register CTI Port

### Configuration

A – CTI Port in Cluster 1

Cluster1 and Cluster2 connected via SIP trunk

SIP trunk Supports Early Offer

Applications:

- App1 – Statically Registers CTI Port/RP with Early Offer Support
- App2 – Statically Registers CTI Port/RP without Early Offer Support

\*\*\* App1 and App2 are running on Different Client Machines.

| Action                                                                                                                                                                                                                                              | TSP Message to application data                                                |
|-----------------------------------------------------------------------------------------------------------------------------------------------------------------------------------------------------------------------------------------------------|--------------------------------------------------------------------------------|
| App1 and App2: Both Connecting to same CTI Manager<br>lineInitialize                                                                                                                                                                                | Line_reply with Success<br>Lines will be Enumerated to Application.            |
| App1 and App2:<br>lineOpen() with Extversion – 0x800B0000 for Line A                                                                                                                                                                                | Line_Open successful                                                           |
| App1 and App2:<br>LineSetStatusMessages() – with dwLinestates – 0xcc                                                                                                                                                                                | LineSetStatusMessages returns Success                                          |
| App1:<br>Application sends<br>lineDevSpecific(CciscoLineDevSpecificEnableFeatureSupport)<br>with m_Feature – 0x00000001, m_Feature_Capability -<br>0x00000001                                                                                       | Line_Reply with Success                                                        |
| App1:<br>Application sends<br>lineDevSpecific(CCiscoLineDevSpecificUserControlRTPStream)<br>with MediaCaps Info to Register A                                                                                                                       | Line_Reply with Success<br>LineInserviceEvent reports to Application.          |
| App2:<br>Application sends<br>lineDevSpecific(CCiscoLineDevSpecificUserControlRTPStream)<br>with MediaCaps Info to Register A                                                                                                                       | Line_Devspecific fails with Error<br>LINEERR_REGISTER_GETPORT_SUPPORT_MISMATCH |
| Variant: App1 and App2 connecting to different Cti Managers<br>App2: (After App1 has already registered CtiPort -A)<br>Application sends<br>lineDevSpecific(CCiscoLineDevSpecificUserControlRTPStream)<br>with MediaCaps Info to register CtiPort A | LineReply – success<br>LINE_CLOSE for the CTI Port                             |

## End-To-End Call Trace

### Direct Call Scenario: Variation 1

Application does a LineInitializ. Application opens all lines with new ExtVersion 0x000A0000. A calls B and B answers the call.

| Action                                                                           | CTI events                                                                                     | Expected results                                                                                                                                                                                                                                                                                                                                   |
|----------------------------------------------------------------------------------|------------------------------------------------------------------------------------------------|----------------------------------------------------------------------------------------------------------------------------------------------------------------------------------------------------------------------------------------------------------------------------------------------------------------------------------------------------|
| LineInitialize<br>LineOpen on A, LineOpen on B with new<br>ExtVersion 0x000A0000 |                                                                                                |                                                                                                                                                                                                                                                                                                                                                    |
| A calls B                                                                        | NewCallEvent received for A<br><br><br><br><br><br><br><br><br><br>NewCallEvent received for B | For A<br>LINE_CALLDEVSPECIFIC event is<br>received<br>dwParam1 = SLDSMT_LINECALLINFO_<br>DEVSPECIFICDATA<br>dwParam2 =<br>SLDST_UNIQUE_CALL_REF_ID_INFO<br>dwParam3 = 0<br>For B<br>LINE_CALLDEVSPECIFIC event is<br>received<br>dwParam1 = SLDSMT_LINECALLINFO_<br>DEVSPECIFICDATA<br>dwParam2 =<br>SLDST_UNIQUE_CALL_REF_ID_INFO<br>dwParam3 = 0 |
| LineGetCallInfo on A                                                             |                                                                                                | LINECALLINFO::DEVSPECIFIC would<br>contain Unique Call Reference A1                                                                                                                                                                                                                                                                                |
| LineGetCallInfo on B                                                             |                                                                                                | LINECALLINFO::DEVSPECIFIC would<br>contain Unique Call Reference B1                                                                                                                                                                                                                                                                                |

## Direct Call Scenario: Variation 2

A calls B and B answers the call. Application does a LineInitialize. Application opens all lines with new ExtVersion 0x000A0000.

| Action                        | CTI events | Expected results |
|-------------------------------|------------|------------------|
| A calls B. B answers the call |            |                  |

| Action                                                                           | CTI events                                                                                               | Expected results                                                                                                                                                                                                                                                                                                                                   |
|----------------------------------------------------------------------------------|----------------------------------------------------------------------------------------------------------|----------------------------------------------------------------------------------------------------------------------------------------------------------------------------------------------------------------------------------------------------------------------------------------------------------------------------------------------------|
| LineInitialize<br>LineOpen on A, LineOpen on B with new<br>ExtVersion 0x000A0000 | ExistingCallEvent received for A<br><br><br><br><br><br><br><br><br><br>ExistingCallEvent received for A | For A<br>LINE_CALLDEVSPECIFIC event is<br>received<br>dwParam1 = SLDSMT_LINECALLINFO_<br>DEVSPECIFICDATA<br>dwParam2 =<br>SLDST_UNIQUE_CALL_REF_ID_INFO<br>dwParam3 = 0<br>For B<br>LINE_CALLDEVSPECIFIC event is<br>received<br>dwParam1 = SLDSMT_LINECALLINFO_<br>DEVSPECIFICDATA<br>dwParam2 =<br>SLDST_UNIQUE_CALL_REF_ID_INFO<br>dwParam3 = 0 |
| LineGetCallInfo on A                                                             |                                                                                                          | LINECALLINFO::DEVSPECIFIC would<br>contain Unique Call Reference A1                                                                                                                                                                                                                                                                                |
| LineGetCallInfo on B                                                             |                                                                                                          | LINECALLINFO::DEVSPECIFIC would<br>contain Unique Call Reference B1                                                                                                                                                                                                                                                                                |

## Consult Transfer Scenario: Variation 1

Application does a LineInitialize and opens all lines with new ExtVersion 0x000A0000. A calls B and B answers the call. B sets up transfer to C, C answers the call, and B completes the transfer. A is connected to C.

| Action                                                                                             | CTI event | Expected results |
|----------------------------------------------------------------------------------------------------|-----------|------------------|
| LineInitialize<br>LineOpen on A, LineOpen on B,<br>LineOpen on C with new ExtVersion<br>0x000A0000 |           |                  |

Cisco Unified TAPI Developer Guide for Cisco Unified Communications Manager Release 10.5(2)

## Direct Call Scenario: Variation 1

| Action                                                       | CTI event                                       | Expected results                                                                                                                                                                                                                                 |
|--------------------------------------------------------------|-------------------------------------------------|--------------------------------------------------------------------------------------------------------------------------------------------------------------------------------------------------------------------------------------------------|
| LineGetCallInfo on B<br>(Consultation call between B and C)  |                                                 | LINECALLINFO::DEVSPECIFIC would contain Unique Call Reference B2                                                                                                                                                                                 |
| LineGetCallInfo on C<br>(Consultation call between B and C)  |                                                 | LINECALLINFO::DEVSPECIFIC would contain Unique Call Reference C1                                                                                                                                                                                 |
| C answers the call. B completes transfer.                    | CallGlobalCallHandleChangedEvent received for C | For C<br>LINE_CALLDEVSPECIFIC event is received<br><br>dwParam1 = SLDSMT_LINECALLINFO_DEVSPECIFICDATA<br><br>dwParam2 =<br>SLDST_UNIQUE_CALL_REF_ID_INFO<br>dwParam3 = 0<br><br>LINECALLINFO::DEVSPECIFIC would contain Unique Call Reference C2 |
| LineGetCallInfo on A<br>(Call between A and C)               |                                                 | LINECALLINFO::DEVSPECIFIC would contain Unique Call Reference A1                                                                                                                                                                                 |
| LineGetCallInfo on C2<br>(Consultation call between B and C) |                                                 | LINECALLINFO::DEVSPECIFIC would contain Unique Call Reference C2                                                                                                                                                                                 |

## Consult Transfer Scenario: Variation 2

A calls B and B answers the call. B sets up transfer to C. Application does a LineInitialize and opens all lines with new ExtVersion 0x000A0000. Application completes the transfer. A is connected to C.

| Action                                                                          | CTI events                                                                                               | Expected Results |
|---------------------------------------------------------------------------------|----------------------------------------------------------------------------------------------------------|------------------|
| A calls B and B answers the call. B setups transfer to C and C answers the call | LineInitialize<br><br>LineOpen on A , LineOpen on B,<br><br>LineOpen on C with new ExtVesrion 0x000A0000 |                  |

| Action                                                                                             | CTI events                                                              | Expected Results                                                                                                                                                                                                                     |
|----------------------------------------------------------------------------------------------------|-------------------------------------------------------------------------|--------------------------------------------------------------------------------------------------------------------------------------------------------------------------------------------------------------------------------------|
| LineInitialize<br>LineOpen on A, LineOpen on B,<br>LineOpen on C with new ExtVesrion<br>0x000A0000 | ExistingCallEvent received for A (Primary<br>Call between A and B)      | For A<br>LINE_CALLDEVSPECIFIC event is<br>received<br><br>dwParam1 = SLDSMT_LINECALLINFO_<br>DEVSPECIFICDATA<br><br>dwParam2 =<br>SLDST_UNIQUE_CALL_REF_ID_INFO<br><br>dwParam3 = 0                                                  |
|                                                                                                    | ExistingCallEvent received for B (Primary<br>Call between A and B)      | For B<br>LINE_CALLDEVSPECIFIC event is<br>received<br><br>dwParam1 = SLDSMT_LINECALLINFO_<br>DEVSPECIFICDATA<br><br>dwParam2 =<br>SLDST_UNIQUE_CALL_REF_ID_INFO<br><br>dwParam3 = 0<br><br>For B                                     |
|                                                                                                    | ExistingCallEvent received for B<br>(Consultation Call between B and C) | LINE_CALLDEVSPECIFIC event is<br>received<br><br>dwParam1 = SLDSMT_LINECALLINFO_<br>DEVSPECIFICDATA<br><br>dwParam2 =<br>SLDST_UNIQUE_CALL_REF_ID_INFO<br><br>dwParam3 = 0<br><br>For C<br>LINE_CALLDEVSPECIFIC event is<br>received |
|                                                                                                    | ExistingCallEvent received for C<br>(Consultation Call between B and C) | dwParam1 = SLDSMT_LINECALLINFO_<br>DEVSPECIFICDATA<br><br>dwParam2 =<br>SLDST_UNIQUE_CALL_REF_ID_INFO<br><br>dwParam3 = 0                                                                                                            |
| LineGetCallInfo on A<br>(Primary Call between A and B)                                             |                                                                         | LINECALLINFO::DEVSPECIFIC would<br>contain Unique Call Reference A1                                                                                                                                                                  |

| Action                                                      | CTI events                                      | Expected Results                                                                                                                                                 |
|-------------------------------------------------------------|-------------------------------------------------|------------------------------------------------------------------------------------------------------------------------------------------------------------------|
| LineGetCallInfo on B<br>(Primary Call between A and B)      |                                                 | LINECALLINFO::DEVSPECIFIC would contain Unique Call Reference B1                                                                                                 |
| LineGetCallInfo on B<br>(Consultation Call between B and C) |                                                 | LINECALLINFO::DEVSPECIFIC would contain Unique Call Reference B2                                                                                                 |
| LineGetCallInfo on C<br>(Consultation Call between B and C) |                                                 | LINECALLINFO::DEVSPECIFIC would contain Unique Call Reference C1                                                                                                 |
| Applications completes Transfer                             | CallGlobalCallHandleChangedEvent received for C | For C<br>LINE_CALLDEVSPECIFIC event is received<br>dwParam1 = SLDSMT_LINECALLINFO_DEVSPECIFICDATA<br>dwParam2 =<br>SLDST_UNIQUE_CALL_REF_ID_INFO<br>dwParam3 = 0 |
| LineGetCallInfo on A                                        |                                                 | LINECALLINFO::DEVSPECIFIC would contain Unique Call Reference A1                                                                                                 |
| LineGetCallInfo on C                                        |                                                 | LINECALLINFO::DEVSPECIFIC would contain Unique Call Reference C2                                                                                                 |

## Blind Transfer Scenario

Application does a LineInitialize. Application opens all lines with new ExtVersion 0x000A0000. A calls B and B answers the call. B does lineBlindTransfer to C. A is connected to C.

| Action                                                                                             | CTI event | Expected results |
|----------------------------------------------------------------------------------------------------|-----------|------------------|
| LineInitialize<br>LineOpen on A, LineOpen on B,<br>LineOpen on C with new ExtVersion<br>0x000A0000 |           |                  |

| Action                   | CTI event                                                             | Expected results                                                                                                                                                                                                                                                                                                                                                          |
|--------------------------|-----------------------------------------------------------------------|---------------------------------------------------------------------------------------------------------------------------------------------------------------------------------------------------------------------------------------------------------------------------------------------------------------------------------------------------------------------------|
| A calls B                | <p>NewCallEvent received for A</p> <p>NewCallEvent received for B</p> | <p>For A</p> <p>LINE_CALLDEVSPECIFIC event is received</p> <p>dwParam1 = SLDSMT_LINECALLINFO_DEVSPECIFICDATA</p> <p>dwParam2 = SLDST_UNIQUE_CALL_REF_ID_INFO</p> <p>dwParam3 = 0</p> <p>For B</p> <p>LINE_CALLDEVSPECIFIC event is received</p> <p>dwParam1 = SLDSMT_LINECALLINFO_DEVSPECIFICDATA</p> <p>dwParam2 = SLDST_UNIQUE_CALL_REF_ID_INFO</p> <p>dwParam3 = 0</p> |
| LineGetCallInfo on A     |                                                                       | LINECALLINFO::DEVSPECIFIC would contain Unique Call Reference A1                                                                                                                                                                                                                                                                                                          |
| LineGetCallInfo on B     |                                                                       | LINECALLINFO::DEVSPECIFIC would contain Unique Call Reference B1                                                                                                                                                                                                                                                                                                          |
| B lineBlindTransfer to C | NewCallEvent received for C                                           | <p>For C</p> <p>LINE_CALLDEVSPECIFIC event is received</p> <p>dwParam1 = SLDSMT_LINECALLINFO_DEVSPECIFICDATA</p> <p>dwParam2 = SLDST_UNIQUE_CALL_REF_ID_INFO</p> <p>dwParam3 = 0</p>                                                                                                                                                                                      |
| LineGetCallInfo on A     |                                                                       | LINECALLINFO::DEVSPECIFIC would contain Unique Call Reference A1                                                                                                                                                                                                                                                                                                          |
| LineGetCallInfo on C     |                                                                       | LINECALLINFO::DEVSPECIFIC would contain Unique Call Reference C1                                                                                                                                                                                                                                                                                                          |

## Redirect Scenario

Application does a LineInitialize and opens all lines with new ExtVersion 0x000A0000. A calls B and B answers the call. Application redirects B to C; A is connected to C.

| Action                                                                            | CTI events                                                     | Expected results                                                                                                                                                                                                                                                                                                                                   |
|-----------------------------------------------------------------------------------|----------------------------------------------------------------|----------------------------------------------------------------------------------------------------------------------------------------------------------------------------------------------------------------------------------------------------------------------------------------------------------------------------------------------------|
| LineInitialize<br>LineOpen on A , LineOpen on B with new<br>ExtVesrion 0x000A0000 |                                                                |                                                                                                                                                                                                                                                                                                                                                    |
| A calls B                                                                         | NewCallEvent received for A<br><br>NewCallEvent received for B | For A<br>LINE_CALLDEVSPECIFIC event is<br>received<br>dwParam1 = SLDSMT_LINECALLINFO_<br>DEVSPECIFICDATA<br>dwParam2 =<br>SLDST_UNIQUE_CALL_REF_ID_INFO<br>dwParam3 = 0<br>For B<br>LINE_CALLDEVSPECIFIC event is<br>received<br>dwParam1 = SLDSMT_LINECALLINFO_<br>DEVSPECIFICDATA<br>dwParam2 =<br>SLDST_UNIQUE_CALL_REF_ID_INFO<br>dwParam3 = 0 |
| LineGetCallInfo on A                                                              |                                                                | LINECALLINFO::DEVSPECIFIC would<br>contain Unique Call Reference A1                                                                                                                                                                                                                                                                                |
| LineGetCallInfo on B                                                              |                                                                | LINECALLINFO::DEVSPECIFIC would<br>contain Unique Call Reference B1                                                                                                                                                                                                                                                                                |
| B redirects call to C.C answers the call                                          | NewCallEvent received for C                                    | For C<br>LINE_CALLDEVSPECIFIC event is<br>received<br>dwParam1 = SLDSMT_LINECALLINFO_<br>DEVSPECIFICDATA<br>dwParam2 =<br>SLDST_UNIQUE_CALL_REF_ID_INFO<br>dwParam3 = 0                                                                                                                                                                            |
| LineGetCallInfo on A                                                              |                                                                | LINECALLINFO::DEVSPECIFIC would<br>contain Unique Call Reference A1                                                                                                                                                                                                                                                                                |
| LineGetCallInfo on C                                                              |                                                                | LINECALLINFO::DEVSPECIFIC would<br>contain Unique Call Reference C1                                                                                                                                                                                                                                                                                |

Application does a LineInitialize. Application opens all lines with new ExtVersion 0x000A0000. A calls B, B'. B answers the call.

Cisco Unified TAPI Developer Guide for Cisco Unified Communications Manager Release 10.5(2)

| Action                | CTI events | Expected results                                                 |
|-----------------------|------------|------------------------------------------------------------------|
| LineGetCallInfo on B' |            | LINECALLINFO::DEVSPECIFIC would contain Unique Call Reference B1 |

## Shared Line Scenario with Barge

Application does a LineInitialize. Application opens all lines with new ExtVersion 0x000A0000. A calls B, B'. B answers the call.

| Action                                                                                               | CTI events                                                                                                | Expected results                                                                                                                                                                                                                                                                                                                                                                                                                                                                                                                                                |
|------------------------------------------------------------------------------------------------------|-----------------------------------------------------------------------------------------------------------|-----------------------------------------------------------------------------------------------------------------------------------------------------------------------------------------------------------------------------------------------------------------------------------------------------------------------------------------------------------------------------------------------------------------------------------------------------------------------------------------------------------------------------------------------------------------|
| LineInitialize<br>LineOpen on A , LineOpen on B,<br>LineOpen on B' with new ExtVesrion<br>0x000A0000 |                                                                                                           |                                                                                                                                                                                                                                                                                                                                                                                                                                                                                                                                                                 |
| A calls B, B'answers the call                                                                        | <p>NewCallEvent received for A</p> <p>NewCallEvent received for B</p> <p>NewCallEvent received for B'</p> | <p>For A</p> <p>LINE_CALLDEVSPECIFIC event is received</p> <p>dwParam1 = SLDSMT_LINECALLINFO_DEVSPECIFICDATA</p> <p>dwParam2 = SLDST_UNIQUE_CALL_REF_ID_INFO</p> <p>dwParam3 = 0</p> <p>For B</p> <p>LINE_CALLDEVSPECIFIC event is received</p> <p>dwParam1 = SLDSMT_LINECALLINFO_DEVSPECIFICDATA</p> <p>dwParam2 = SLDST_UNIQUE_CALL_REF_ID_INFO</p> <p>dwParam3 = 0</p> <p>For B'</p> <p>LINE_CALLDEVSPECIFIC event is received</p> <p>dwParam1 = SLDSMT_LINECALLINFO_DEVSPECIFICDATA</p> <p>dwParam2 = SLDST_UNIQUE_CALL_REF_ID_INFO</p> <p>dwParam3 = 0</p> |

| Action                | CTI events | Expected results                                                 |
|-----------------------|------------|------------------------------------------------------------------|
| LineGetCallInfo on A  |            | LINECALLINFO::DEVSPECIFIC would contain Unique Call Reference A1 |
| LineGetCallInfo on B  |            | LINECALLINFO::DEVSPECIFIC would contain Unique Call Reference B1 |
| LineGetCallInfo on B' |            | LINECALLINFO::DEVSPECIFIC would contain Unique Call Reference B1 |

| Action       | CTI events | Expected results                                                                                                                                                                                                                                                                                                                                                                                                                                                                                                                                                                                                                                                                                                                                                                           |
|--------------|------------|--------------------------------------------------------------------------------------------------------------------------------------------------------------------------------------------------------------------------------------------------------------------------------------------------------------------------------------------------------------------------------------------------------------------------------------------------------------------------------------------------------------------------------------------------------------------------------------------------------------------------------------------------------------------------------------------------------------------------------------------------------------------------------------------|
| B' barges in |            | <p>For B</p> <p>LINE_CALLDEVSPECIFIC event is received</p> <p>dwParam1 = SLDSMT_LINECALLINFO_DEVSPECIFICDATA</p> <p>dwParam2 = SLDST_UNIQUE_CALL_REF_ID_INFO</p> <p>dwParam3 = 0</p> <p>LINECALLINFO::DEVSPECIFIC would contain Unique Call Reference B2</p> <p>For B'</p> <p>LINE_CALLDEVSPECIFIC event is received</p> <p>dwParam1 = SLDSMT_LINECALLINFO_DEVSPECIFICDATA</p> <p>dwParam2 = SLDST_UNIQUE_CALL_REF_ID_INFO</p> <p>dwParam3 = 0</p> <p>LINECALLINFO::DEVSPECIFIC would contain Unique Call Reference B2</p><br><p>For B</p> <p>LINE_CALLDEVSPECIFIC event is received</p> <p>dwParam1 = SLDSMT_LINECALLINFO_DEVSPECIFICDATA</p> <p>dwParam2 = SLDST_UNIQUE_CALL_REF_ID_INFO</p> <p>dwParam3 = 0</p> <p>LINECALLINFO::DEVSPECIFIC would contain Unique Call Reference B3</p> |

| Action | CTI events                                      | Expected results |
|--------|-------------------------------------------------|------------------|
|        | NewCallEvent received for B                     |                  |
|        | NewCallEvent received for B'                    |                  |
|        | CallGlobalCallHandleChangedEvent received for B |                  |

## Direct Call Scenario: Variation 1

| Action                | CTI events                                       | Expected results                                                                                                                                                                                                                   |
|-----------------------|--------------------------------------------------|------------------------------------------------------------------------------------------------------------------------------------------------------------------------------------------------------------------------------------|
|                       |                                                  |                                                                                                                                                                                                                                    |
|                       | CallGlobalCallHandleChangedEvent received for B' | For B'<br>LINE_CALLDEVSPECIFIC event is received<br>dwParam1 = SLDSMT_LINECALLINFO_DEVSPECIFICDATA<br>dwParam2 = SLDST_UNIQUE_CALL_REF_ID_INFO<br>dwParam3 = 0<br>LINECALLINFO::DEVSPECIFIC would contain Unique Call Reference B3 |
| LineGetCallInfo on A  |                                                  | LINECALLINFO::DEVSPECIFIC would contain Unique Call Reference A1                                                                                                                                                                   |
| LineGetCallInfo on B  |                                                  | LINECALLINFO::DEVSPECIFIC would contain Unique Call Reference B3                                                                                                                                                                   |
| LineGetCallInfo on B' |                                                  | LINECALLINFO::DEVSPECIFIC would contain Unique Call Reference B3                                                                                                                                                                   |

## Call Park Scenario: Variation 1

Application does a LineInitialize and opens all lines with new ExtVersion 0x000A0000. A calls B and B answers the call. Application initiates a CallPark on B. A is parked on parkedDn. C calls parkDn and C is connected to A

Service Parameter Preserve globalcallid For Parked Calls set to False

| Action                                                                                          | CTI events | Expected results |
|-------------------------------------------------------------------------------------------------|------------|------------------|
| LineInitialize<br>LineOpen on A, LineOpen on B,<br>LineOpen on C with new ExtVersion 0x000A0000 |            |                  |

Cisco Unified TAPI Developer Guide for Cisco Unified Communications Manager Release 10.5(2)

## Call Park Scenario: Variation 2

Service Parameter Preserve globalcallid For Parked Calls set to True

| Action                                                                                             | CTI events                                                                                     | Expected results                                                                                                                                                                                                                                                                                                               |
|----------------------------------------------------------------------------------------------------|------------------------------------------------------------------------------------------------|--------------------------------------------------------------------------------------------------------------------------------------------------------------------------------------------------------------------------------------------------------------------------------------------------------------------------------|
| LineInitialize<br>LineOpen on A, LineOpen on B,<br>LineOpen on C with new ExtVesrion<br>0x000A0000 | NewCallEvent received for A<br><br><br><br><br><br><br><br><br><br>NewCallEvent received for B | For A<br>LINE_CALLDEVSPECIFIC event is received<br>dwParam1 = SLDSMT_LINECALLINFO_DEVSPECIFICDATA<br>dwParam2 = SLDST_UNIQUE_CALL_REF_ID_INFO<br>dwParam3 = 0<br>For B<br>LINE_CALLDEVSPECIFIC event is received<br>dwParam1 = SLDSMT_LINECALLINFO_DEVSPECIFICDATA<br>dwParam2 = SLDST_UNIQUE_CALL_REF_ID_INFO<br>dwParam3 = 0 |
| LineGetCallInfo on A                                                                               |                                                                                                | LINECALLINFO::DEVSPECIFIC would contain Unique Call Reference A1                                                                                                                                                                                                                                                               |
| LineGetCallInfo on B                                                                               |                                                                                                | LINECALLINFO::DEVSPECIFIC would contain Unique Call Reference B1                                                                                                                                                                                                                                                               |
| Application initiates linepark on B                                                                |                                                                                                |                                                                                                                                                                                                                                                                                                                                |

| Action               | CTI events                                                                                | Expected results                                                                                                                                                                                                                                                                                                                                                                                                                                                                                                          |
|----------------------|-------------------------------------------------------------------------------------------|---------------------------------------------------------------------------------------------------------------------------------------------------------------------------------------------------------------------------------------------------------------------------------------------------------------------------------------------------------------------------------------------------------------------------------------------------------------------------------------------------------------------------|
| C dials parkDn       | <p>NewCallEvent received for C</p> <p>CallGlobalCallHandleChangedEvent received for C</p> | <p>For C</p> <p>LINE_CALLDEVSPECIFIC event is received</p> <p>dwParam1 = SLDSMT_LINECALLINFO_DEVSPECIFICDATA</p> <p>dwParam2 = SLDST_UNIQUE_CALL_REF_ID_INFO</p> <p>dwParam3 = 0</p> <p>LINECALLINFO::DEVSPECIFIC would contain Unique Call Reference C1</p> <p>For C</p> <p>LINE_CALLDEVSPECIFIC event is received</p> <p>dwParam1 = SLDSMT_LINECALLINFO_DEVSPECIFICDATA</p> <p>dwParam2 = SLDST_UNIQUE_CALL_REF_ID_INFO</p> <p>dwParam3 = 0</p> <p>LINECALLINFO::DEVSPECIFIC would contain Unique Call Reference C2</p> |
| LineGetCallInfo on A |                                                                                           | LINECALLINFO::DEVSPECIFIC would contain Unique Call Reference A1                                                                                                                                                                                                                                                                                                                                                                                                                                                          |
| LineGetCallInfo on C |                                                                                           | LINECALLINFO::DEVSPECIFIC would contain Unique Call Reference C2                                                                                                                                                                                                                                                                                                                                                                                                                                                          |

### 3-Party Conference Call Scenario

Application does a LineInitialize and opens all lines with new ExtVersion 0x000A0000. A calls B and B answers the call. B sets up conference to C, C answers the call, and B completes conference. A, B and C are in conference.



#### Note

For all conference scenarios, conference call leg's Unique Call Reference ID is 0.

Cisco Unified TAPI Developer Guide for Cisco Unified Communications Manager Release 10.5(2)

| Action                                                      | CTI events                                                            | Expected results                                                                                                                                                                                                                                                                                                                                                                                                                                                                                                          |
|-------------------------------------------------------------|-----------------------------------------------------------------------|---------------------------------------------------------------------------------------------------------------------------------------------------------------------------------------------------------------------------------------------------------------------------------------------------------------------------------------------------------------------------------------------------------------------------------------------------------------------------------------------------------------------------|
| B setupConference to C                                      | <p>NewCallEvent received for B</p> <p>NewCallEvent received for C</p> | <p>For B</p> <p>LINE_CALLDEVSPECIFIC event is received</p> <p>dwParam1 = SLDSMT_LINECALLINFO_DEVSPECIFICDATA</p> <p>dwParam2 = SLDST_UNIQUE_CALL_REF_ID_INFO</p> <p>dwParam3 = 0</p> <p>LINECALLINFO::DEVSPECIFIC would contain Unique Call Reference B2</p> <p>For C</p> <p>LINE_CALLDEVSPECIFIC event is received</p> <p>dwParam1 = SLDSMT_LINECALLINFO_DEVSPECIFICDATA</p> <p>dwParam2 = SLDST_UNIQUE_CALL_REF_ID_INFO</p> <p>dwParam3 = 0</p> <p>LINECALLINFO::DEVSPECIFIC would contain Unique Call Reference C1</p> |
| LineGetCallInfo on B<br>(Consultation Call between B and C) |                                                                       | LINECALLINFO::DEVSPECIFIC would contain Unique Call Reference B2                                                                                                                                                                                                                                                                                                                                                                                                                                                          |
| LineGetCallInfo on C<br>(Consultation Call between B and C) |                                                                       | LINECALLINFO::DEVSPECIFIC would contain Unique Call Reference C1                                                                                                                                                                                                                                                                                                                                                                                                                                                          |
| C answers the call. B completes conference                  | CallGlobalCallHandleChangedEvent received for C                       | <p>For C</p> <p>LINE_CALLDEVSPECIFIC event is received</p> <p>dwParam1 = SLDSMT_LINECALLINFO_DEVSPECIFICDATA</p> <p>dwParam2 = SLDST_UNIQUE_CALL_REF_ID_INFO</p> <p>dwParam3 = 0</p>                                                                                                                                                                                                                                                                                                                                      |
| LineGetCallInfo on A                                        |                                                                       | LINECALLINFO::DEVSPECIFIC would contain Unique Call Reference A1                                                                                                                                                                                                                                                                                                                                                                                                                                                          |

| Action               | CTI events | Expected results                                                 |
|----------------------|------------|------------------------------------------------------------------|
| LineGetCallInfo on B |            | LINECALLINFO::DEVSPECIFIC would contain Unique Call Reference B1 |
| LineGetCallInfo on C |            | LINECALLINFO::DEVSPECIFIC would contain Unique Call Reference C2 |

### Three-Party Conference Drop Down to Two-Party Call Scenario

Application does a LineInitialize and opens all lines with new ExtVersion 0x000A0000. A calls B and B answers the call. B sets up conference with C, C answers the call, and B completes conference. A,B and C in conference. C drops from the conference.A connected to B.

[illegible]

| Action                                                      | CTI events                                                            | Expected results                                                                                                                                                                                                                                                                                                                                                          |
|-------------------------------------------------------------|-----------------------------------------------------------------------|---------------------------------------------------------------------------------------------------------------------------------------------------------------------------------------------------------------------------------------------------------------------------------------------------------------------------------------------------------------------------|
| B setupConference to C                                      | <p>NewCallEvent received for B</p> <p>NewCallEvent received for C</p> | <p>For B</p> <p>LINE_CALLDEVSPECIFIC event is received</p> <p>dwParam1 = SLDSMT_LINECALLINFO_DEVSPECIFICDATA</p> <p>dwParam2 = SLDST_UNIQUE_CALL_REF_ID_INFO</p> <p>dwParam3 = 0</p> <p>For C</p> <p>LINE_CALLDEVSPECIFIC event is received</p> <p>dwParam1 = SLDSMT_LINECALLINFO_DEVSPECIFICDATA</p> <p>dwParam2 = SLDST_UNIQUE_CALL_REF_ID_INFO</p> <p>dwParam3 = 0</p> |
| LineGetCallInfo on B<br>(Consultation Call between B and C) |                                                                       | LINECALLINFO::DEVSPECIFIC would contain Unique Call Reference B2                                                                                                                                                                                                                                                                                                          |
| LineGetCallInfo on C<br>(Consultation Call between B and C) |                                                                       | LINECALLINFO::DEVSPECIFIC would contain Unique Call Reference C1                                                                                                                                                                                                                                                                                                          |
| C answers the call. B completes conference                  | CallGlobalCallHandleChangedEvent received for C                       | <p>For C</p> <p>LINE_CALLDEVSPECIFIC event is received</p> <p>dwParam1 = SLDSMT_LINECALLINFO_DEVSPECIFICDATA</p> <p>dwParam2 = SLDST_UNIQUE_CALL_REF_ID_INFO</p> <p>dwParam3 = 0</p>                                                                                                                                                                                      |
| LineGetCallInfo on A                                        |                                                                       | LINECALLINFO::DEVSPECIFIC would contain Unique Call Reference A1                                                                                                                                                                                                                                                                                                          |
| LineGetCallInfo on B                                        |                                                                       | LINECALLINFO::DEVSPECIFIC would contain Unique Call Reference B1                                                                                                                                                                                                                                                                                                          |
| LineGetCallInfo on C                                        |                                                                       | LINECALLINFO::DEVSPECIFIC would contain Unique Call Reference C2                                                                                                                                                                                                                                                                                                          |

| Action                  | CTI events | Expected results                                                 |
|-------------------------|------------|------------------------------------------------------------------|
| C drops from conference |            |                                                                  |
| LineGetCallInfo on A    |            | LINECALLINFO::DEVSPECIFIC would contain Unique Call Reference A1 |
| LineGetCallInfo on B    |            | LINECALLINFO::DEVSPECIFIC would contain Unique Call Reference B1 |

## Conference Chaining Scenario Using Join

Application does a LineInitialize and opens all lines with new ExtVersion 0x000A0000. A, B and C are in Conference1. C, D and E are in another Conference2. Application sends CallJoinRequest to join both the conference calls.

E drops from the conference.

| Action                            | CTI events | Expected results                                                                                                              |
|-----------------------------------|------------|-------------------------------------------------------------------------------------------------------------------------------|
| A, B and C are in conference      |            | For A<br>Unique Call Reference ID = ID1<br>For B<br>Unique Call Reference ID = ID2<br>For C<br>Unique Call Reference ID = ID3 |
| C, D and E are in conference      |            | For C<br>Unique Call Reference ID = ID4<br>For D<br>Unique Call Reference ID = ID5<br>For E<br>Unique Call Reference ID = ID6 |
| Application Joins two conferences |            | No change in Unique Call Reference ID after join                                                                              |

| Action                  | CTI events                                 | Expected results                                                                                                                                              |
|-------------------------|--------------------------------------------|---------------------------------------------------------------------------------------------------------------------------------------------------------------|
| E drops from Conference | CallGlobalCallHandleChanged received for D | For D<br>LINE_CALLDEVSPECIFIC event is received<br>dwParam1 = SLDSMT_LINECALLINFO_DEVSPECIFICDATA<br>dwParam2 = SLDST_UNIQUE_CALL_REF_ID_INFO<br>dwParam3 = 0 |
| LineGetCallInfo on A    |                                            | LINECALLINFO::DEVSPECIFIC would contain Unique Call Reference ID1                                                                                             |
| LineGetCallInfo on B    |                                            | LINECALLINFO::DEVSPECIFIC would contain Unique Call Reference ID                                                                                              |
| LineGetCallInfo on C    |                                            | LINECALLINFO::DEVSPECIFIC would contain Unique Call Reference ID3                                                                                             |
| LineGetCallInfo on D    |                                            | LINECALLINFO::DEVSPECIFIC would contain Unique Call Reference ID7                                                                                             |

## Transfer Call Scenario via QSIP Without Path Replacement

Application does a LineInitialize and opens all lines with new ExtVersion 0x000A0000. A in Cluster 1 calls B in Cluster 2, B answers the call, and B sets up transfer to C in Cluster 1. C answers the call and B completes the transfer. A connected to C.

| Action                                                                                          | CTI events | Expected results |
|-------------------------------------------------------------------------------------------------|------------|------------------|
| LineInitialize<br>LineOpen on A, LineOpen on B,<br>LineOpen on C with new ExtVersion 0x000A0000 |            |                  |

| Action               | CTI events                                                            | Expected results                                                                                                                                                                                                                                                                                                                                                                                                                                                                                                          |
|----------------------|-----------------------------------------------------------------------|---------------------------------------------------------------------------------------------------------------------------------------------------------------------------------------------------------------------------------------------------------------------------------------------------------------------------------------------------------------------------------------------------------------------------------------------------------------------------------------------------------------------------|
| A calls B            | <p>NewCallEvent received for A</p> <p>NewCallEvent received for B</p> | <p>For A</p> <p>LINE_CALLDEVSPECIFIC event is received</p> <p>dwParam1 = SLDSMT_LINECALLINFO_DEVSPECIFICDATA</p> <p>dwParam2 = SLDST_UNIQUE_CALL_REF_ID_INFO</p> <p>dwParam3 = 0</p> <p>LINECALLINFO::DEVSPECIFIC would contain Unique Call Reference A1</p> <p>For B</p> <p>LINE_CALLDEVSPECIFIC event is received</p> <p>dwParam1 = SLDSMT_LINECALLINFO_DEVSPECIFICDATA</p> <p>dwParam2 = SLDST_UNIQUE_CALL_REF_ID_INFO</p> <p>dwParam3 = 0</p> <p>LINECALLINFO::DEVSPECIFIC would contain Unique Call Reference B1</p> |
| LineGetCallInfo on A |                                                                       | LINECALLINFO::DEVSPECIFIC would contain Unique Call Reference A1                                                                                                                                                                                                                                                                                                                                                                                                                                                          |
| LineGetCallInfo on B |                                                                       | LINECALLINFO::DEVSPECIFIC would contain Unique Call Reference B1                                                                                                                                                                                                                                                                                                                                                                                                                                                          |

| Action                                                      | CTI events                                                            | Expected results                                                                                                                                                                                                                                                                                                                                                          |
|-------------------------------------------------------------|-----------------------------------------------------------------------|---------------------------------------------------------------------------------------------------------------------------------------------------------------------------------------------------------------------------------------------------------------------------------------------------------------------------------------------------------------------------|
| B SetupTransfer to C                                        | <p>NewCallEvent received for B</p> <p>NewCallEvent received for C</p> | <p>For B</p> <p>LINE_CALLDEVSPECIFIC event is received</p> <p>dwParam1 = SLDSMT_LINECALLINFO_DEVSPECIFICDATA</p> <p>dwParam2 = SLDST_UNIQUE_CALL_REF_ID_INFO</p> <p>dwParam3 = 0</p> <p>For C</p> <p>LINE_CALLDEVSPECIFIC event is received</p> <p>dwParam1 = SLDSMT_LINECALLINFO_DEVSPECIFICDATA</p> <p>dwParam2 = SLDST_UNIQUE_CALL_REF_ID_INFO</p> <p>dwParam3 = 0</p> |
| LineGetCallInfo on B<br>(Consultation Call between B and C) |                                                                       | LINECALLINFO::DEVSPECIFIC would contain Unique Call Reference B2                                                                                                                                                                                                                                                                                                          |
| LineGetCallInfo on C<br>(Consultation Call between B and C) |                                                                       | LINECALLINFO::DEVSPECIFIC would contain Unique Call Reference C1                                                                                                                                                                                                                                                                                                          |
| C answers the call.B completes transfer.                    |                                                                       |                                                                                                                                                                                                                                                                                                                                                                           |
| LineGetCallInfo on A                                        |                                                                       | LINECALLINFO::DEVSPECIFIC would contain Unique Call Reference A1                                                                                                                                                                                                                                                                                                          |
| LineGetCallInfo on C                                        |                                                                       | LINECALLINFO::DEVSPECIFIC would contain Unique Call Reference C1                                                                                                                                                                                                                                                                                                          |

## Transfer Call Scenario via QSIP with Path Replacement

Application does a LineInitialize and opens all lines with new ExtVersion 0x000A0000. A in Cluster 1 calls B in Cluster 2, B answers the call and sets up transfer with C in Cluster 1. C answers the call and B completes the transfer. A connected to C.

| Action                                                                                             | CTI events                                                                                     | Expected results                                                                                                                                                                                                                                                                                                               |
|----------------------------------------------------------------------------------------------------|------------------------------------------------------------------------------------------------|--------------------------------------------------------------------------------------------------------------------------------------------------------------------------------------------------------------------------------------------------------------------------------------------------------------------------------|
| LineInitialize<br>LineOpen on A, LineOpen on B,<br>LineOpen on C with new ExtVesrion<br>0x000A0000 |                                                                                                |                                                                                                                                                                                                                                                                                                                                |
| A calls B                                                                                          | NewCallEvent received for A<br><br><br><br><br><br><br><br><br><br>NewCallEvent received for B | For A<br>LINE_CALLDEVSPECIFIC event is received<br>dwParam1 = SLDSMT_LINECALLINFO_DEVSPECIFICDATA<br>dwParam2 = SLDST_UNIQUE_CALL_REF_ID_INFO<br>dwParam3 = 0<br>For B<br>LINE_CALLDEVSPECIFIC event is received<br>dwParam1 = SLDSMT_LINECALLINFO_DEVSPECIFICDATA<br>dwParam2 = SLDST_UNIQUE_CALL_REF_ID_INFO<br>dwParam3 = 0 |
| LineGetCallInfo on A                                                                               |                                                                                                | LINECALLINFO::DEVSPECIFIC would contain Unique Call Reference A1                                                                                                                                                                                                                                                               |
| LineGetCallInfo on B                                                                               |                                                                                                | LINECALLINFO::DEVSPECIFIC would contain Unique Call Reference B1                                                                                                                                                                                                                                                               |

| Action                                                      | CTI events                                                            | Expected results                                                                                                                                                                                                                                                                                                                                                          |
|-------------------------------------------------------------|-----------------------------------------------------------------------|---------------------------------------------------------------------------------------------------------------------------------------------------------------------------------------------------------------------------------------------------------------------------------------------------------------------------------------------------------------------------|
| B SetupTransfer to C                                        | <p>NewCallEvent received for B</p> <p>NewCallEvent received for C</p> | <p>For B</p> <p>LINE_CALLDEVSPECIFIC event is received</p> <p>dwParam1 = SLDSMT_LINECALLINFO_DEVSPECIFICDATA</p> <p>dwParam2 = SLDST_UNIQUE_CALL_REF_ID_INFO</p> <p>dwParam3 = 0</p> <p>For C</p> <p>LINE_CALLDEVSPECIFIC event is received</p> <p>dwParam1 = SLDSMT_LINECALLINFO_DEVSPECIFICDATA</p> <p>dwParam2 = SLDST_UNIQUE_CALL_REF_ID_INFO</p> <p>dwParam3 = 0</p> |
| LineGetCallInfo on B<br>(Consultation Call between B and C) |                                                                       | LINECALLINFO::DEVSPECIFIC would contain Unique Call Reference B2                                                                                                                                                                                                                                                                                                          |
| LineGetCallInfo on C<br>(Consultation Call between B and C) |                                                                       | LINECALLINFO::DEVSPECIFIC would contain Unique Call Reference C1                                                                                                                                                                                                                                                                                                          |
| C answers the call.B completes transfer                     | CallGlobalCallHandleChangedEvent received for C                       | <p>For C</p> <p>LINE_CALLDEVSPECIFIC event is received</p> <p>dwParam1 = SLDSMT_LINECALLINFO_DEVSPECIFICDATA</p> <p>dwParam2 = SLDST_UNIQUE_CALL_REF_ID_INFO</p> <p>dwParam3 = 0</p> <p>LINECALLINFO::DEVSPECIFIC would contain Unique Call Reference C2</p>                                                                                                              |
| LineGetCallInfo on A                                        |                                                                       | LINECALLINFO::DEVSPECIFIC would contain Unique Call Reference A1                                                                                                                                                                                                                                                                                                          |

| Action               | CTI events | Expected results                                                 |
|----------------------|------------|------------------------------------------------------------------|
| LineGetCallInfo on C |            | LINECALLINFO::DEVSPECIFIC would contain Unique Call Reference C2 |

## Hunt List Scenario

LineGroup LG1,LG2 and LG3 configured with A,B and C. HuntList “Hunt\_List” configured with Line Groups LG1,LG2 and LG3. Hunt Pilot “99999” configured with this HuntList.

Application does a LineInitialize. Application opens all lines with new ExtVersion 0x000A0000. D calls "99999". Call is routed through A, B and C.

[illegible]

| Action               | CTI events                  | Expected results                                                                                                                                              |
|----------------------|-----------------------------|---------------------------------------------------------------------------------------------------------------------------------------------------------------|
|                      | NewCallEvent received for B | For B<br>LINE_CALLDEVSPECIFIC event is received<br>dwParam1 = SLDSMT_LINECALLINFO_DEVSPECIFICDATA<br>dwParam2 = SLDST_UNIQUE_CALL_REF_ID_INFO<br>dwParam3 = 0 |
|                      | NewCallEvent received for C | For C<br>LINE_CALLDEVSPECIFIC event is received<br>dwParam1 = SLDSMT_LINECALLINFO_DEVSPECIFICDATA<br>dwParam2 = SLDST_UNIQUE_CALL_REF_ID_INFO<br>dwParam3 = 0 |
| LineGetCallInfo on D |                             | LINECALLINFO::DEVSPECIFIC would contain Unique Call Reference D1                                                                                              |
| LineGetCallInfo on A |                             | LINECALLINFO::DEVSPECIFIC would contain Unique Call Reference A1                                                                                              |
| LineGetCallInfo on B |                             | LINECALLINFO::DEVSPECIFIC would contain Unique Call Reference B1                                                                                              |
| LineGetCallInfo on C |                             | LINECALLINFO::DEVSPECIFIC would contain Unique Call Reference C1                                                                                              |

## Call Pickup Scenario: Variation 1

Application does a LineInitialize and opens all lines with new ExtVersion 0x000A0000.

B and C in same Call Pickup Group. Service Parameter, Auto Call Pickup Enabled, is set to False. A calls B and C presses the NewCall softkey followed by Call Pickup softkey. Call is redirected to C.

Same Behaviour for Group Pickup.

Cisco Unified TAPI Developer Guide for Cisco Unified Communications Manager Release 10.5(2)

| Action               | CTI events | Expected results                                                 |
|----------------------|------------|------------------------------------------------------------------|
| LineGetCallInfo on A |            | LINECALLINFO::DEVSPECIFIC would contain Unique Call Reference A1 |
| LineGetCallInfo on C |            | LINECALLINFO::DEVSPECIFIC would contain Unique Call Reference C2 |

## Call Pickup Scenario: Variation 2

Application does a LineInitialize and opens all lines with new ExtVersion 0x000A0000.

B and C are in the same Call Pickup Group. Service Parameter Auto Call Pickup Enabled is set to True. A calls B, C presses NewCall softkey followed by Call Pickup softkey, and call is redirected to C.

Same Behaviour for Group Pickup.

| Action                                                                                             | CTI events                                                     | Expected results                                                                                                                                                                                                                                                                                                                     |
|----------------------------------------------------------------------------------------------------|----------------------------------------------------------------|--------------------------------------------------------------------------------------------------------------------------------------------------------------------------------------------------------------------------------------------------------------------------------------------------------------------------------------|
| LineInitialize<br>LineOpen on A, LineOpen on B,<br>LineOpen on C<br>with new ExtVersion 0x000A0000 |                                                                |                                                                                                                                                                                                                                                                                                                                      |
| A calls B                                                                                          | NewCallEvent received for A<br><br>NewCallEvent received for B | For A<br>LINE_CALLDEVSPECIFIC event is received<br>dwParam1 = SLDSMT_LINECALLINFO_DEVSPECIFICDATA<br>dwParam2 =<br>SLDST_UNIQUE_CALL_REF_ID_INFO<br>dwParam3 = 0<br>For B<br>LINE_CALLDEVSPECIFIC event is received<br>dwParam1 = SLDSMT_LINECALLINFO_DEVSPECIFICDATA<br>dwParam2 =<br>SLDST_UNIQUE_CALL_REF_ID_INFO<br>dwParam3 = 0 |

| Action                                                    | CTI events                                                                           | Expected results                                                                                                                                                                                                                                                                                                                                                          |
|-----------------------------------------------------------|--------------------------------------------------------------------------------------|---------------------------------------------------------------------------------------------------------------------------------------------------------------------------------------------------------------------------------------------------------------------------------------------------------------------------------------------------------------------------|
| C presses NewCall softkey followed by Call Pickup softkey | <p>NewCallEvent received for C</p> <p>CallGlobalCallHandleChanged received for C</p> | <p>For C</p> <p>LINE_CALLDEVSPECIFIC event is received</p> <p>dwParam1 = SLDSMT_LINECALLINFO_DEVSPECIFICDATA</p> <p>dwParam2 = SLDST_UNIQUE_CALL_REF_ID_INFO</p> <p>dwParam3 = 0</p> <p>For C</p> <p>LINE_CALLDEVSPECIFIC event is received</p> <p>dwParam1 = SLDSMT_LINECALLINFO_DEVSPECIFICDATA</p> <p>dwParam2 = SLDST_UNIQUE_CALL_REF_ID_INFO</p> <p>dwParam3 = 0</p> |
| LineGetCallInfo on A                                      |                                                                                      | LINECALLINFO::DEVSPECIFIC would contain Unique Call Reference A1                                                                                                                                                                                                                                                                                                          |
| LineGetCallInfo on C                                      |                                                                                      | LINECALLINFO::DEVSPECIFIC would contain Unique Call Reference C2                                                                                                                                                                                                                                                                                                          |

## EnergyWise Deep Sleep Mode Use Cases

### Configuration

Line A on Cisco Unified IP Phones Series 9900, 7900, and 6900 phones connect to an EnergyWise Switch, LineNegotiate with supported extension 0x000B0000 or higher, in order to receive the reason code in dwparam2 of LINE\_LINEDEVSTATE /PHONE\_STATE EVENT. From the Device Administration page, Enable Power save and configure Power On and Power Off timers.

## Verify EnergyWisePowerSavePlus Reason Code in LINEDEVSTATE Message

Verify EnergyWisePowerSavePlus Reason code in LINEDEVSTATE message, whenDevice unregisters when going into Deep sleep.

| Action         | Expected result |
|----------------|-----------------|
| LineInitialize |                 |

| Action                                                                                                                                                            | Expected result                                                                                                                                                                                                                                        |
|-------------------------------------------------------------------------------------------------------------------------------------------------------------------|--------------------------------------------------------------------------------------------------------------------------------------------------------------------------------------------------------------------------------------------------------|
| LineOpen on A with ExtVersion xB0000 or higher                                                                                                                    |                                                                                                                                                                                                                                                        |
| Set Event filters for Inservice and Outofservice events.<br>LinesetstatusMessage with dwlineStates flags<br>LINEDEVSTATE_INSERVICE  <br>LINEDEVSTATE_OUTOFSERVICE | CiscoTSP Notifies LineInServiceEvent to application:<br>received LINE_LINEDEVSTATE<br>device = xxx<br>cbInst = x0<br>param1 = LINEDEVSTATE_INSERVICE<br>param2 = x0<br>param3 = x0                                                                     |
| When Phone A goes to Deep Sleep mode and unregisters                                                                                                              | Cisco TSP Notifies LineOutOfServiceEvent to application:<br>received LINE_LINEDEVSTATE<br>device = xxx<br>cbInst = x0<br>param1 = LINEDEVSTATE_OUTOFSERVICE<br>param2 = CiscoLineDevStateOutOfServiceReason_<br>EnergyWisePowerSavePlus<br>param3 = x0 |
| When PowerOnTime is reached, Cisco Unified IP Phones Series 7900 device registers back to CUCM.                                                                   | Cisco TSP Notifies LineInServiceEvent to application:<br>received LINE_LINEDEVSTATE<br>device = xxx<br>cbInst = x0<br>param1 = LINEDEVSTATE_INSERVICE<br>param2 = x0,<br>param3 = x0                                                                   |

**Variance**

For Cisco Unified IP Phones Series 9900 and 6900, press the Select Key to power up.

**Verify EnergyWisePowerSavePlus Reason Code in PhoneState Suspend**

Verify EnergyWisePowerSavePlus Reason code in PhoneState suspend, whenDevice unregisters when in Deep Sleep Mode.

| Action          | Expected result |
|-----------------|-----------------|
| PhoneInitialize |                 |

| Action                                                                                                                                                       | Expected result                                                                                                                                                                                                                                                 |
|--------------------------------------------------------------------------------------------------------------------------------------------------------------|-----------------------------------------------------------------------------------------------------------------------------------------------------------------------------------------------------------------------------------------------------------------|
| PhoneOpen on A with ExtVersion xB0000 or higher                                                                                                              |                                                                                                                                                                                                                                                                 |
| Set Event filters for Resume and Suspend events.<br>For Example:<br>PhonesetstatusMessage with dwPhoneStates flags<br>PHONESTATE_SUSPEND   PHONESTATE_RESUME |                                                                                                                                                                                                                                                                 |
| Phone A goes to Deep Sleep Mode and unregisters.                                                                                                             | Cisco TSP Notifies DeviceOutOfServiceEvent to application through Phone state event.<br>received PHONE_STATE<br>device = xxx<br>cbInst = x0<br>param1 = PHONESTATE_SUSPEND<br>param2 = CiscoPhoneStateOutOfServiceReason_EnergyWisePowerSavePlus<br>param3 = x0 |
| When PowerOnTime is reached, Cisco Unified IP Phones Series 7900 device registers back to CUCM.                                                              | Cisco TSP Notifies LineInServiceEvent to application:<br>received LINE_LINEDEVSTATE<br>device = xxx<br>cbInst = x0<br>param1 = LINEDEVSTATE_INSERTSERVICE<br>param2 = x0,<br>param3 = x0                                                                        |

**Variance**

For Cisco Unified IP Phones Series 9900 and 6900, press the Select Key to power up.

**Verify ReasonEnergyWisePowerSavePlusReasonCode in LineDevstate/Phone State Message**

Verify EnergyWisePowerSavePlus Reason code in LineDevstate/Phone State message, when unregisters after Power save idle time-out. Configure power save idle time-out = 20 mins(default = 1 hour).

| Action                                         | Expected result |
|------------------------------------------------|-----------------|
| LineInitialize                                 |                 |
| LineOpen on A with ExtVersion xB0000 or higher |                 |

| Action                                                                                                                                                            | Expected result                                                                                                                                                                                                                                                                                                                                                                                                                                                                                                            |
|-------------------------------------------------------------------------------------------------------------------------------------------------------------------|----------------------------------------------------------------------------------------------------------------------------------------------------------------------------------------------------------------------------------------------------------------------------------------------------------------------------------------------------------------------------------------------------------------------------------------------------------------------------------------------------------------------------|
| Set Event filters for Inservice and Outofservice events.<br>LinesetstatusMessage with dwlineStates flags<br>LINEDEVSTATE_INSERVICE  <br>LINEDEVSTATE_OUTOFSERVICE | Cisco TSP Notifies LineInServiceEvent to application:<br>received LINE_LINEDEVSTATE<br>device = xxx<br>cbInst = x0<br>param1 = LINEDEVSTATE_INSERVICE<br>param2 = x0<br>param3 = x0                                                                                                                                                                                                                                                                                                                                        |
| PhoneInitialize                                                                                                                                                   |                                                                                                                                                                                                                                                                                                                                                                                                                                                                                                                            |
| PhoneOpen on A with ExtVersion xB0000 or higher                                                                                                                   |                                                                                                                                                                                                                                                                                                                                                                                                                                                                                                                            |
| Set Event filters for Resume and Suspend events.<br>For Example:<br>PhonesetstatusMessage with dwPhoneStates flags<br>PHONESTATE_SUSPEND   PHONESTATE_RESUME      |                                                                                                                                                                                                                                                                                                                                                                                                                                                                                                                            |
| Phone goes to Deep Sleep Mode and unregisters                                                                                                                     | Cisco TSP Notifies DeviceOutOfServiceEvent to application through Phone state event.<br>received PHONE_STATE<br>device = xxx<br>cbInst = x0<br>param1 = PHONESTATE_SUSPEND<br>param2 = CiscoPhoneStateOutOfServiceReason_EnergyWisePowerSavePlus<br>param3 = x0,<br><br>Cisco TSP Notifies LineOutOfServiceEvent to application:<br>received LINE_LINEDEVSTATE<br>device = xxx<br>cbInst = x0<br>param1 = LINEDEVSTATE_OUTOFSERVICE<br>param2 = CiscoLineDevStateOutOfServiceReason_EnergyWisePowerSavePlus<br>param3 = x0 |

| Action                                                                                     | Expected result                                                                                                                                                                                                                                                                                                                                                                                                                                                                                                                               |
|--------------------------------------------------------------------------------------------|-----------------------------------------------------------------------------------------------------------------------------------------------------------------------------------------------------------------------------------------------------------------------------------------------------------------------------------------------------------------------------------------------------------------------------------------------------------------------------------------------------------------------------------------------|
| <p>For Cisco Unified IP Phones Series 9900 and 6900, press the Select Key to power up.</p> | <p>Cisco TSP Notifies LineInServiceEvent to application:<br/>received LINE_LINEDEVSTATE<br/>device = xxx<br/>cbInst = x0<br/>param1 = LINEDEVSTATE_INSERVICE<br/>param2 = x0,<br/>param3 = x0,</p> <p>Cisco TSP Notifies DeviceInServiceEvent to application through Phone state Event.<br/>received PHONE_STATE<br/>device = xxx<br/>cbInst = x0<br/>param1 = PHONESTATE_RESUME<br/>param2 = x0,<br/>param3 = x0,</p>                                                                                                                        |
| <p>Power Save idle timer expires and device goes to Deep Sleep and unregisters</p>         | <p>Cisco TSP Notifies DeviceOutOfServiceEvent to application through Phone state event.<br/>received PHONE_STATE<br/>device = xxx<br/>cbInst = x0<br/>param1 = PHONESTATE_SUSPEND<br/>param2 = CiscoPhoneStateOutOfServiceReason_EnergyWisePowerSavePlus<br/>param3 = x0,</p> <p>Cisco TSP Notifies LineOutOfServiceEvent to application:<br/>received LINE_LINEDEVSTATE<br/>device = xxx<br/>cbInst = x0<br/>param1 = LINEDEVSTATE_OUTOFSERVICE<br/>param2 = CiscoLineDevStateOutOfServiceReason_EnergyWisePowerSavePlus<br/>param3 = x0</p> |

## Verify Call Manager Failure Reason Code in LineDevstate/Phone State Message

Verify CallManagerFailure Reason code in LineDevstate/Phone State message, when Device unregisters when Call Manager service is Restarted from serviceability page.

| Action                                                                                                                                                            | Expected result                                                                                                                                                                     |
|-------------------------------------------------------------------------------------------------------------------------------------------------------------------|-------------------------------------------------------------------------------------------------------------------------------------------------------------------------------------|
| LineInitialize                                                                                                                                                    |                                                                                                                                                                                     |
| LineOpen on A with ExtVersion xB0000 or higher                                                                                                                    |                                                                                                                                                                                     |
| Set Event filters for Inservice and Outofservice events.<br>LinesetstatusMessage with dwlineStates flags<br>LINEDEVSTATE_INSERVICE  <br>LINEDEVSTATE_OUTOFSERVICE | Cisco TSP Notifies LineInServiceEvent to application:<br>received LINE_LINEDEVSTATE<br>device = xxx<br>cbInst = x0<br>param1 = LINEDEVSTATE_INSERVICE<br>param2 = x0<br>param3 = x0 |
| PhoneInitialize                                                                                                                                                   |                                                                                                                                                                                     |
| PhoneOpen on A with ExtVersion xB0000 or higher                                                                                                                   |                                                                                                                                                                                     |
| Set Event filters for Resume and Suspend events.<br>For Example:<br>PhonesetstatusMessage with dwPhoneStates flags<br>PHONESTATE_SUSPEND   PHONESTATE_RESUME      |                                                                                                                                                                                     |

| Action                                                    | Expected result                                                                                                                                                                                                                                                                                                                                                                                                                                                                                                                                                                          |
|-----------------------------------------------------------|------------------------------------------------------------------------------------------------------------------------------------------------------------------------------------------------------------------------------------------------------------------------------------------------------------------------------------------------------------------------------------------------------------------------------------------------------------------------------------------------------------------------------------------------------------------------------------------|
| Restart Call Manager services from serviceability page.   | <p>Cisco TSP Notifies DeviceOutOfServiceEvent to application through Phone state event.</p> <p>received PHONE_STATE</p> <p>device = xxx</p> <p>cbInst = x0</p> <p>param1 = PHONESTATE_SUSPEND</p> <p>param2 =</p> <p>CiscoPhoneStateOutOfServiceReason_CallManagerFailure</p> <p>param3 = x0,</p><br><p>Cisco TSP Notifies LineOutOfServiceEvent to application:</p> <p>received LINE_LINEDEVSTATE</p> <p>device = xxx</p> <p>cbInst = x0</p> <p>param1 = LINEDEVSTATE_OUTOFSERVICE</p> <p>param2 =</p> <p>CiscoLineDevStateOutOfServiceReason_CallManagerFailure</p> <p>param3 = x0</p> |
| Call Manager Restart successful and device registers back | <p>Cisco TSP Notifies LineInServiceEvent to application:</p> <p>received LINE_LINEDEVSTATE</p> <p>device = xxx</p> <p>cbInst = x0</p> <p>param1 = LINEDEVSTATE_INSERVICE</p> <p>param2 = x0,</p> <p>param3 = x0,</p><br><p>Cisco TSP Notifies DeviceInServiceEvent to application through Phone state Event.</p> <p>received PHONE_STATE</p> <p>device = xxx</p> <p>cbInst = x0</p> <p>param1 = PHONESTATE_RESUME</p> <p>param2 = x0,</p> <p>param3 = x0</p>                                                                                                                             |

## Verify DeviceUnregister Reason Code in LineDevstate/Phone State Event

Verify DeviceUnregister Reason code in LineDevstate/Phone State Event, when Device unregisters by manually unplugging the Ethernet cable from device.

| Action                                                                                                                                                            | Expected result                                                                                                                                                                     |
|-------------------------------------------------------------------------------------------------------------------------------------------------------------------|-------------------------------------------------------------------------------------------------------------------------------------------------------------------------------------|
| LineInitialize                                                                                                                                                    |                                                                                                                                                                                     |
| LineOpen on A with ExtVersion xB0000 or higher                                                                                                                    |                                                                                                                                                                                     |
| Set Event filters for Inservice and Outofservice events.<br>LinesetstatusMessage with dwlineStates flags<br>LINEDEVSTATE_INSERVICE  <br>LINEDEVSTATE_OUTOFSERVICE | Cisco TSP Notifies LineInServiceEvent to application:<br>received LINE_LINEDEVSTATE<br>device = xxx<br>cbInst = x0<br>param1 = LINEDEVSTATE_INSERVICE<br>param2 = x0<br>param3 = x0 |
| PhoneInitialize                                                                                                                                                   |                                                                                                                                                                                     |
| PhoneOpen on A with ExtVersion xB0000 or higher                                                                                                                   |                                                                                                                                                                                     |
| Set Event filters for Resume and Suspend events.<br>For Example:<br>PhonesetstatusMessage with dwPhoneStates flags<br>PHONESTATE_SUSPEND   PHONESTATE_RESUME      |                                                                                                                                                                                     |

| Action                                                  | Expected result                                                                                                                                                                                                                                                                                                                                                                                                                                                                                                                                                                          |
|---------------------------------------------------------|------------------------------------------------------------------------------------------------------------------------------------------------------------------------------------------------------------------------------------------------------------------------------------------------------------------------------------------------------------------------------------------------------------------------------------------------------------------------------------------------------------------------------------------------------------------------------------------|
| Manually unplug the Ethernet cable from device.         | <p>Cisco TSP Notifies DeviceOutOfServiceEvent to application through Phone state event.</p> <p>received PHONE_STATE</p> <p>device = xxx</p> <p>cbInst = x0</p> <p>param1 = PHONESTATE_SUSPEND</p> <p>param2 =</p> <p>CiscoPhoneStateOutOfServiceReason_DeviceUnregistered</p> <p>param3 = x0,</p><br><p>Cisco TSP Notifies LineOutOfServiceEvent to application:</p> <p>received LINE_LINEDEVSTATE</p> <p>device = xxx</p> <p>cbInst = x0</p> <p>param1 = LINEDEVSTATE_OUTOFSERVICE</p> <p>param2 =</p> <p>CiscoLineDevStateOutOfServiceReason_DeviceUnregistered</p> <p>param3 = x0</p> |
| Device registers back after plugging back to the switch | <p>Cisco TSP Notifies LineInServiceEvent to application:</p> <p>received LINE_LINEDEVSTATE</p> <p>device = xxx</p> <p>cbInst = x0</p> <p>param1 = LINEDEVSTATE_INSERVICE</p> <p>param2 = x0,</p> <p>param3 = x0,</p><br><p>Cisco TSP Notifies DeviceInServiceEvent to application through Phone state Event.</p> <p>received PHONE_STATE</p> <p>device = xxx</p> <p>cbInst = x0</p> <p>param1 = PHONESTATE_RESUME</p> <p>param2 = x0,</p> <p>param3 = x0</p>                                                                                                                             |

## Verify CTILinkFailure Reason Code in LineDevstate/Phone State Message

Verify CTILinkFailure Reason code in LineDevstate/Phone State message, when CTIManager services are stopped.

| Action                                                                                                                                                            | Expected result                                                                                                                                                                     |
|-------------------------------------------------------------------------------------------------------------------------------------------------------------------|-------------------------------------------------------------------------------------------------------------------------------------------------------------------------------------|
| LineInitialize                                                                                                                                                    |                                                                                                                                                                                     |
| LineOpen on A with ExtVersion xB0000 or higher                                                                                                                    |                                                                                                                                                                                     |
| Set Event filters for Inservice and Outofservice events.<br>LinesetstatusMessage with dwlineStates flags<br>LINEDEVSTATE_INSERVICE  <br>LINEDEVSTATE_OUTOFSERVICE | Cisco TSP Notifies LineInServiceEvent to application:<br>received LINE_LINEDEVSTATE<br>device = xxx<br>cbInst = x0<br>param1 = LINEDEVSTATE_INSERVICE<br>param2 = x0<br>param3 = x0 |
| PhoneInitialize                                                                                                                                                   |                                                                                                                                                                                     |
| PhoneOpen on A with ExtVersion xB0000 or higher                                                                                                                   |                                                                                                                                                                                     |
| Set Event filters for Resume and Suspend events.<br>For Example:<br>PhonesetstatusMessage with dwPhoneStates flags<br>PHONESTATE_SUSPEND   PHONESTATE_RESUME      |                                                                                                                                                                                     |

| Action                                              | Expected result                                                                                                                                                                                                                                                                                                                                                                                                                                                                                                                                                           |
|-----------------------------------------------------|---------------------------------------------------------------------------------------------------------------------------------------------------------------------------------------------------------------------------------------------------------------------------------------------------------------------------------------------------------------------------------------------------------------------------------------------------------------------------------------------------------------------------------------------------------------------------|
| Stop CTI Manager services from serviceability page. | <p>Cisco TSP Notifies DeviceOutOfServiceEvent to application through Phone state event.</p> <p>received PHONE_STATE</p> <p>device = xxx</p> <p>cbInst = x0</p> <p>param1 = PHONESTATE_SUSPEND</p> <p>param2 = CiscoPhoneStateOutOfServiceReason_CTILinkFailure</p> <p>param3 = x0,</p><br><p>Cisco TSP Notifies LineOutOfServiceEvent to application:</p> <p>received LINE_LINEDEVSTATE</p> <p>device = xxx</p> <p>cbInst = x0</p> <p>param1 = LINEDEVSTATE_OUTOFSERVICE</p> <p>param2 =</p> <p>CiscoLineDevStateOutOfServiceReason_CTILinkFailure</p> <p>param3 = x0</p> |
| Restart CTI Manager services                        | <p>Cisco TSP Notifies LineInServiceEvent to application:</p> <p>received LINE_LINEDEVSTATE</p> <p>device = xxx</p> <p>cbInst = x0</p> <p>param1 = LINEDEVSTATE_INSERTSERVICE</p> <p>param2 = x0,</p> <p>param3 = x0,</p><br><p>Cisco TSP Notifies DeviceInServiceEvent to application through Phone state Event.</p> <p>received PHONE_STATE</p> <p>device = xxx</p> <p>cbInst = x0</p> <p>param1 = PHONESTATE_RESUME</p> <p>param2 = x0,</p> <p>param3 = x0</p>                                                                                                          |

# Extension Mobility Cross Cluster

## Common Configuration

- User A has a device profile EM\_Profile1 configured with Line1 in Cluster1 (home cluster)
- CiscoTSP uses CTIManager on Cluster1 (home cluster) in order to open provider

## TAPI Application Does LineInitializeEx and EMCC User Logs Into a Device

|                  |                                                                                                   |
|------------------|---------------------------------------------------------------------------------------------------|
| Title            | EMCC user logs in to a device                                                                     |
| Description      | Testing the scenario where TAPI Application does LineInitializeEx and EMCCUserLogin to a Device   |
| Test Setup       | EM_Profile1 is included in application control list<br>DeviceH is not in application control list |
| Expected Results | Step 2:<br>Application receives LINE_CREATE for Line1                                             |

- 1 Open the TAPI Application with User A and do LineInitializeEx.
- 2 User A EM login to DeviceH on Cluster1.

## TAPI Application Does LineInitializeEx and EMCCUser Logs Out of a Device

|                  |                                                                                                    |
|------------------|----------------------------------------------------------------------------------------------------|
| Title            | EMCC user logs out of a device                                                                     |
| Description      | Testing the scenario where TAPI Application does LineInitializeEx and EMCCUserLogs out of a Device |
| Test Setup       | EM_Profile1 is included in application control list<br>DeviceH is not in application control list  |
| Expected Results | Step 2:<br>Application receives LINE_REMOVE for Line1                                              |

- 1 Open the TAPI Application with User A and do LineInitializeEx.
- 2 User A EM logout of a device DeviceH on Cluster1.

## Application Does PhoneInitializeEx and EMCC User Logs In to a Device

|                  |                                                                                                   |
|------------------|---------------------------------------------------------------------------------------------------|
| Title            | EMCC user logs in to a device                                                                     |
| Description      | Testing the scenario where TAPI Application does PhoneInitializeEx and EMCCUserLogin to a Device  |
| Test Setup       | EM_Profile1 is included in application control list<br>DeviceH is not in application control list |
| Expected Results | Step 2:<br>Application receives PHONE_CREATE for Line1                                            |

- 1 Step1: Open the TAPI Application with User A and do PhoneInitializeEx.
- 2 Step2: User A EM login to DeviceH on Cluster1.

## TAPI Application Does PhoneInitializeEx and EMCC User Logs Out of a Device

|                  |                                                                                                     |
|------------------|-----------------------------------------------------------------------------------------------------|
| Title            | EMCC user logs out of a device                                                                      |
| Description      | Testing the scenario where TAPI Application does PhoneInitializeEx and EMCCUserLogs out of a Device |
| Test Setup       | EM_Profile1 is included in application control list<br>DeviceH is not in application control list   |
| Expected Results | Step 2:<br>Application receives PHONE_REMOVE for Line1                                              |

- 1 Step1: Open the TAPI Application with User A and do PhoneInitializeEx.
- 2 Step2: User A EM logout of a device DeviceH on Cluster1.

## EMCC User Logs in to a Device From Cluster 2 (Visiting Cluster)

|             |                                                                                         |
|-------------|-----------------------------------------------------------------------------------------|
| Title       | EMCC user logs in to a device from cluster 2 (visiting cluster)                         |
| Description | Testing the scenario where EMCCUser Login to a Device from cluster 2 (visiting cluster) |
| Test Setup  | EM_Profile1 is included in application control list.                                    |

|                  |                                                       |
|------------------|-------------------------------------------------------|
| Expected Results | Step 2:<br>Application receives LINE_CREATE for Line1 |
|------------------|-------------------------------------------------------|

- 1 Open the TAPI Application with User A and do LineInitializeEx.
- 2 User A goes to the Cluster 2(visiting Cluster) and EM login to a device DeviceV.

## EMCC User Logs Out of a Device From Cluster 2 (Visiting Cluster)

|                  |                                                                                          |
|------------------|------------------------------------------------------------------------------------------|
| Title            | EMCC user logs out of a device from cluster 2 (visiting cluster)                         |
| Description      | Testing the scenario where EMCCUser LogOut of a Device from cluster 2 (visiting cluster) |
| Test Setup       | EM_Profile1 is included in application control list.                                     |
| Expected Results | Step 2:<br>Application receives LINE_REMOVE for Line1                                    |

- 1 Open the TAPI Application with User A and do LineInitializeEx.
- 2 After the Execution of the above usecase User A EM logout of a device DeviceV.

## EMCC User Logs In to a Device with LineH Configured

|                  |                                                                                                                                                                 |
|------------------|-----------------------------------------------------------------------------------------------------------------------------------------------------------------|
| Title            | EMCC user logs in to a device with LineH configured                                                                                                             |
| Description      | Testing the scenario where EMCCUserLogin to a Device with LineH configured                                                                                      |
| Test Setup       | EM_Profile1 is included in application control list<br>DeviceH is included in application control list with LineH configured                                    |
| Expected Results | Step 2:<br><ul style="list-style-type: none"> <li>• Application receives LINE_REMOVE for LineH</li> <li>• Application receives LINE_CREATE for Line1</li> </ul> |

- 1 Open the TAPI Application with User A and do LineInitializeEx.
- 2 User A EM login to a device DeviceH on Cluster1.

## EMCC User Logs Out of a Device with LineH Configured

|                  |                                                                                                                                                              |
|------------------|--------------------------------------------------------------------------------------------------------------------------------------------------------------|
| Title            | EMCC user logs out of a device                                                                                                                               |
| Description      | Testing the scenario where EMCCUserLogs out of a Device                                                                                                      |
| Test Setup       | EM_Profile1 is included in application control list<br>DeviceH is included in application control list with LineH configured                                 |
| Expected Results | Step 2: <ul style="list-style-type: none"> <li>• Application receives LINE_REMOVE for Line1</li> <li>• Application receives LINE_CREATE for LineH</li> </ul> |

- 1 After the Execution of the above usecase User A EM logout of a device DeviceH on Cluster1.

## EMCC User Logs In to a DeviceH Configured for Multiple Lines (LineH)

|                  |                                                                                                                                                                |
|------------------|----------------------------------------------------------------------------------------------------------------------------------------------------------------|
| Title            | EMCC user logs in to a DeviceH                                                                                                                                 |
| Description      | Testing the scenario where EMCCUser Login to a DeviceH which is configured for multiple lines                                                                  |
| Test Setup       | EM_Profile1 is included in application control list                                                                                                            |
| Expected Results | Step 2: <ul style="list-style-type: none"> <li>• Application receives 2 LINE_REMOVE for LineH</li> <li>• Application receives LINE_CREATE for Line1</li> </ul> |

- 1 Open the TAPI Application with User A and do LineInitializeEx.
- 2 User A goes to the Cluster 2(visiting Cluster) and EM login to a device DeviceH(A device with multiple lines (LineH)).

## EMCC User Logs In to a Device with LineH Configured and Administrator Removes the Device From Application Control List

|             |                                                                                                                                                   |
|-------------|---------------------------------------------------------------------------------------------------------------------------------------------------|
| Title       | EMCC user logs in to a device with LineH configured and the administrator removes the device from the Application Control list                    |
| Description | Testing the scenario where EMCCUserLogin to a device with LineH configured and administrator removes the device from the Application Control list |

|                  |                                                                                                                                                                                                                                                                                |
|------------------|--------------------------------------------------------------------------------------------------------------------------------------------------------------------------------------------------------------------------------------------------------------------------------|
| Test Setup       | EM_Profile1 is included in application control list<br>DeviceH is included in application control list with LineH configured                                                                                                                                                   |
| Expected Results | <p>Step 2:</p> <ul style="list-style-type: none"> <li>• Application receives LINE_REMOVE for LineH</li> <li>• Application receives LINE_CREATE for Line1</li> </ul> <p>Step3:</p> <ul style="list-style-type: none"> <li>• Application will not receive any events.</li> </ul> |

- 1 Open the TAPI Application with User A and do LineInitializeEx.
- 2 User A EM login to a device DeviceH on Cluster1.
- 3 Administrator removes the DeviceH from application control list.

### EMCC User Logs In and Out of a Device with LineH Configured and Administrator Removes the Device From Application Control List

|                  |                                                                                                                                                                                                                                                                                                                                                                                                                                                     |
|------------------|-----------------------------------------------------------------------------------------------------------------------------------------------------------------------------------------------------------------------------------------------------------------------------------------------------------------------------------------------------------------------------------------------------------------------------------------------------|
| Title            | EMCC user logs in and logs out of a device with LineH configured and Administrator removes the device from the Application Control List                                                                                                                                                                                                                                                                                                             |
| Description      | Testing the scenario where EMCCUserLogin to a Device with LineH configured and Administrator removes the device from the Application Control List                                                                                                                                                                                                                                                                                                   |
| Test Setup       | EM_Profile1 is included in application control list<br>DeviceH is included in application control list with LineH configured                                                                                                                                                                                                                                                                                                                        |
| Expected Results | <p>Step 2:</p> <ul style="list-style-type: none"> <li>• Application receives LINE_REMOVE for LineH</li> <li>• Application receives LINE_CREATE for Line1</li> </ul> <p>Step3:</p> <ul style="list-style-type: none"> <li>• Application receives LINE_REMOVE for Line1</li> <li>• Application receives LINE_CREATE for LineH</li> </ul> <p>Step4:</p> <ul style="list-style-type: none"> <li>• Application receives LINE_REMOVE for LineH</li> </ul> |

- 1 Open the TAPI Application with User A and do LineInitializeEx.
- 2 User A EM login to a device DeviceH on Cluster1.
- 3 User A EM logout of the device DeviceH on Cluster1.
- 4 Administrator removes the DeviceH from application control list.

### EMCC User Logs in to a Device with LineH Configured and EM\_Profile Not Included in Application Control List

|                  |                                                                                                                                                                                                                                                                                                                                                                                                                             |
|------------------|-----------------------------------------------------------------------------------------------------------------------------------------------------------------------------------------------------------------------------------------------------------------------------------------------------------------------------------------------------------------------------------------------------------------------------|
| Title            | EMCC user logs in to a device with LineH configured and administrator removes the device from the Application Control list                                                                                                                                                                                                                                                                                                  |
| Description      | Testing the scenario where EMCCUserLogin to a device with LineH configured and administrator removes the device from the Application Control list                                                                                                                                                                                                                                                                           |
| Test Setup       | EM_Profile1 is not included in Application Control list<br>DeviceH is included in Application Control list with LineH configured                                                                                                                                                                                                                                                                                            |
| Expected Results | <p>Step 2:</p> <ul style="list-style-type: none"> <li>• Application receives LINE_REMOVE for LineH</li> <li>• Application receives LINE_CREATE for Line1</li> </ul> <p>Step3:</p> <ul style="list-style-type: none"> <li>• Application receives no events since EM_Profile1 is not in control list.</li> </ul> <p>Step4:</p> <ul style="list-style-type: none"> <li>• Application receives LINE_REMOVE for LineH</li> </ul> |

- 1 Open the TAPI Application with User A and do LineInitializeEx.
- 2 User A EM login to a device DeviceH on Cluster1.
- 3 Administrator removes the DeviceH from application control list.
- 4 User A EM logout of the device DeviceH on Cluster1.

### EMCC User Logs In to a DeviceV and EM\_Profile Is Removed by Administrator From Application Control List

|       |                                                                                                           |
|-------|-----------------------------------------------------------------------------------------------------------|
| Title | EMCC user logs in to a DeviceV and administrator removes the EM_Profile from the Application Control list |
|-------|-----------------------------------------------------------------------------------------------------------|

|                  |                                                                                                                                                                                                                            |
|------------------|----------------------------------------------------------------------------------------------------------------------------------------------------------------------------------------------------------------------------|
| Description      | Testing the scenario where EMCCUserLogin to a DeviceV and administrator removes the EM_Profile from Application Control list                                                                                               |
| Test Setup       | EM_Profile1 is included in Application Control list.                                                                                                                                                                       |
| Expected Results | <p>Step 2:</p> <ul style="list-style-type: none"> <li>• Application receives LINE_CREATE for Line1</li> </ul> <p>Step3:</p> <ul style="list-style-type: none"> <li>• Application receives LINE_REMOVE for Line1</li> </ul> |

- 1 Open the TAPI Application with User A and do LineInitializeEx.
- 2 User A EM login to a DeviceV (Visiting Device).
- 3 Administrator removes the EM\_Profile1 from application control list.

### EMCC User Logs In to a Device Then Application Does Provider Open

|                  |                                                                                                                                  |
|------------------|----------------------------------------------------------------------------------------------------------------------------------|
| Title            | EMCC user logs in to a DeviceV                                                                                                   |
| Description      | Testing the scenario where EMCCUserLogin to a DeviceV(cluster2). Then the application does Provider Open                         |
| Test Setup       | <p>EM_Profile1 is included in Application Control list</p> <p>DeviceH is not in Application Control list</p>                     |
| Expected Results | <p>Step2:</p> <ul style="list-style-type: none"> <li>• DeviceV/Line1 will be included in TAPI device/line enumeration</li> </ul> |

- 1 User A EM login to DeviceV on Cluster2.
- 2 Open the TAPI Application with User A and do LineInitializeEx.

### EMCC User Logs In to a DeviceV in Visiting Cluster and Administrator Adds the EM\_Profile to Application Control List

|             |                                                                                                                                                 |
|-------------|-------------------------------------------------------------------------------------------------------------------------------------------------|
| Title       | EMCC user logs in to a DeviceV in Visiting cluster and administrator adds the EM_Profile to the Application Control List                        |
| Description | Testing the scenario where EMCCUserLogin to a DeviceV in Visiting cluster and Administrator adds the EM_Profile to the Application Control list |

|                  |                                                                                                                                                                                                                                                                             |
|------------------|-----------------------------------------------------------------------------------------------------------------------------------------------------------------------------------------------------------------------------------------------------------------------------|
| Test Setup       | EM_Profile1 is not included in Application Control list                                                                                                                                                                                                                     |
| Expected Results | <p>Step 2:</p> <ul style="list-style-type: none"> <li>• Application will not receive any events as EM_Profile1 not in the Application Control list.</li> </ul> <p>Step3:</p> <ul style="list-style-type: none"> <li>• Application receives LINE_CREATE for Line1</li> </ul> |

- 1 Open the TAPI Application with User A and do LineInitializeEx.
- 2 User B EM login to a DeviceV on Cluster2.
- 3 Administrator Adds the EM\_Profile1 to the application control list.

## Extension Mobility Memory Optimization Option

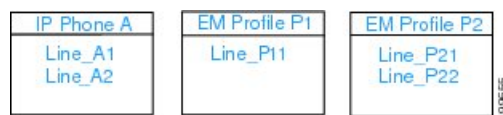
The following section describes common configuration and use cases for Early Offer Support.

### Common Configuration

The message flow in the following figure is described below:

- IP Phone\_A is configured in DB with lines Line\_A1 and LineA2
- User1 has a device profile EM\_Profile1 configured with Line\_P11
- User2 has a device profile EM\_Profile2 configured with lines Line\_P21 and Line\_P22

**Figure 34: EM Memory Optimization Scenario 1**



The message flow in the following figure is described below:

- Application uses Line\_N to receive other-device state notifications

**Figure 35: EM Memory Optimization Scenario 2**



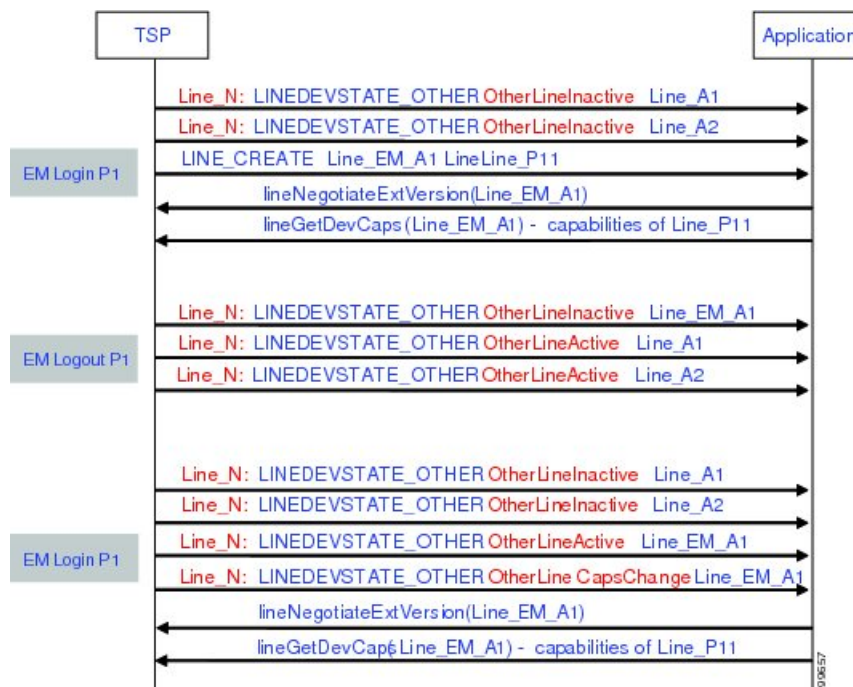
## Use Cases

Use cases related to the EM Memory Optimization Option feature are mentioned below:

- Use Case 1
  - 1 Line\_A1 and Line\_A2 are not opened
  - 2 EM user with Profile\_P1 logs in
  - 3 EM user with Profile\_P1 logs out
  - 4 EM user with Profile\_P1 logs in

The message flow in the following figure is described in steps 1 to 4.

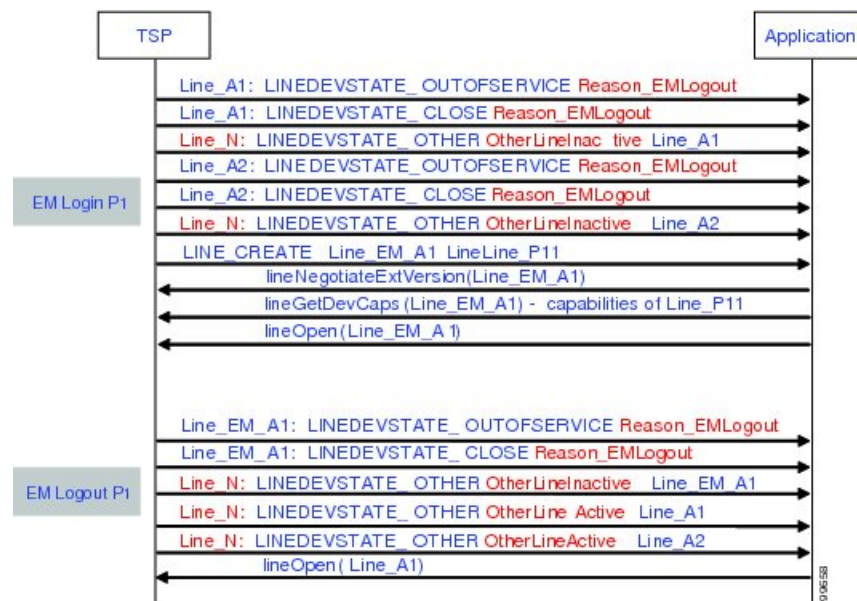
**Figure 36: EM Memory Optimization Option Feature Use Case 1**



- Use Case 2
  - 1 Line\_A1 and Line\_A2 has been opened
  - 2 EM user with Profile\_P1 logs in
  - 3 Application opens Line\_P11
  - 4 EM user with Profile\_P1 logs out
  - 5 Application opens Line\_A1

The message flow in the following figure is described in steps 1 to 5.

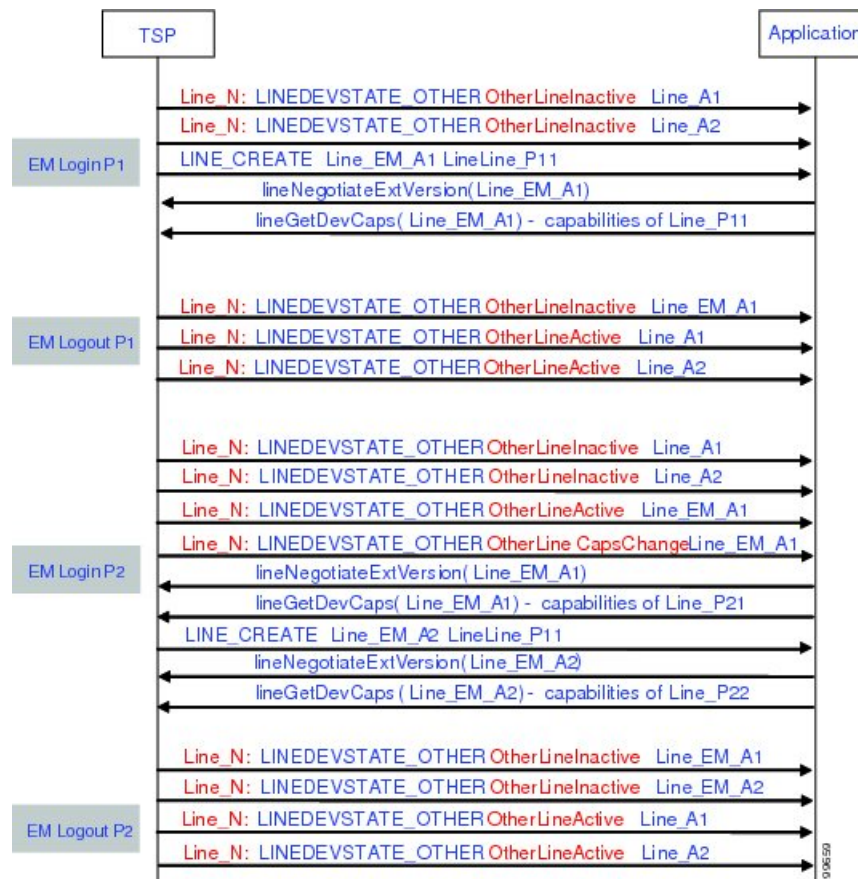
**Figure 37: EM Memory Optimization Option Feature Use Case 2**



- Use Case 3
  - 1 Line\_A1 and Line\_A2 are not opened
  - 2 EM user with Profile\_P1 logs in
  - 3 EM user with Profile\_P1 logs out
  - 4 EM user with Profile\_P2 logs in
  - 5 EM user with Profile\_P2 logs out

The message flow in the following figure is described in steps 1 to 5.

**Figure 38: EM Memory Optimization Option Feature Use Case 3**

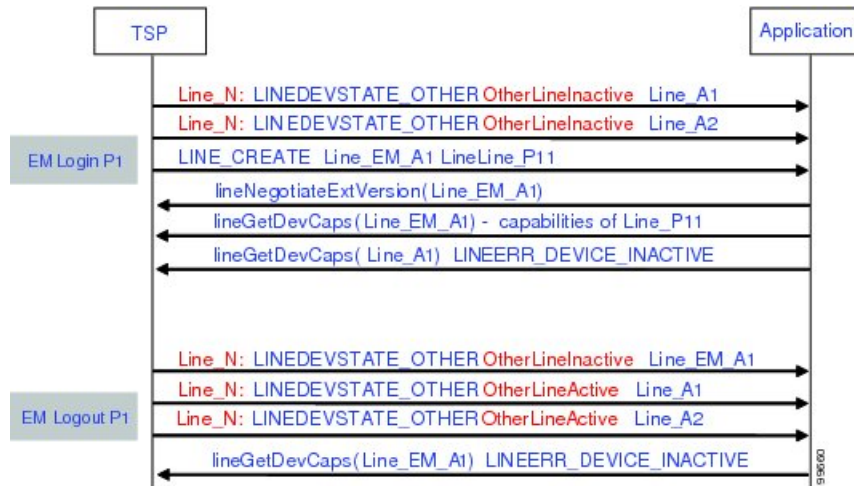


• Use Case 4

- 1 EM user with Profile\_P1 logs in
- 2 Operation request failed on inactive Line\_A1
- 3 EM user with Profile\_P1 logs out
- 4 Operation request failed on inactive Line\_P11 with ... error code ...

The message flow in the following figure is described in steps 1 to 4.

**Figure 39: EM Memory Optimization Option Feature Use Case 4**



## External Call Control

### Basic Call Initiated From TAPI with External Call Control on Translation Pattern and CEPM Returns Reject

#### Configuration

Phone A, B are in cluster devices. B matches the translation pattern BXXX which has calling and called party transformation defined to transform A to A1 and B to B1 and External Call Control is also enabled.

#### Procedure

Application sends a lineMakeCall at A to call B.

#### Result

Dialed number B matches the translation pattern BXXX which has External Call Control enabled. This takes precedence and CUCM requests CEPM to get routing rule for B. CEPM returns Reject.

| Party                                                                                        | TSP Message to App data                                                                                                                                   |
|----------------------------------------------------------------------------------------------|-----------------------------------------------------------------------------------------------------------------------------------------------------------|
| A initiates Call to B<br>A receives NewCallEvent and CallStateChangeEvent (Dialtone/Dialing) | A<br>LINE_APPNEWCALL, LINE_CALLSTATE (LINECALLSTATE_DIALTONE/ LINECALLSTATE_DIALING)<br>CallerID = A / CalledID = ""<br>mod Calling = A / mod Called = "" |

| Party                                         | TSP Message to App data                                                                                                                                      |
|-----------------------------------------------|--------------------------------------------------------------------------------------------------------------------------------------------------------------|
| A receives CallStateChangedEvent (Disconnect) | A:<br>LINE_CALLSTATE (LINECALLSTATE_DISCONNECTED,<br>LINEDISCONNECTMODE_REJECT)<br><br>CallerID = A / CalledID = ""<br><br>mod Calling = A / mod Called = "" |

## Basic Call Initiated From TAPI Using External Call Control on Translation Pattern and CEPM Returns Divert with Modified Calling and Called Parties

### Configuration

Phone A, B are in cluster devices. B matches the translation pattern BXXX which has calling and called party transformation defined to transform A to A1 and B to B1 and External Call Control is also enabled.

### Procedure

Application sends a lineMakeCall at A to call B.

### Result

Dialed number B matches the translation pattern BXXX which has External Call Control enabled. This takes precedence and CUCM requests CEPM to get routing rule for B.

CEPM returns divertTo = C, with ModifiedCalling = MA and ModifiedCalled = MB

Call will be extended to C (modified calling and modified called in divert to routing directive, overrides the calling and called number transformation configured for translation pattern and the call is diverted to C)

| Party                                                                                         | TSP Message to App data                                                                                                                                                  |
|-----------------------------------------------------------------------------------------------|--------------------------------------------------------------------------------------------------------------------------------------------------------------------------|
| A initiates call to B<br>A receives NewCallEvent and CallStateChangedEvent (Dialtone/Dialing) | A:<br>LINE_APPNEWCALL, LINE_CALLSTATE<br>(LINECALLSTATE_DIALTONE/<br>LINECALLSTATE_DIALING)<br><br>CallerID = A / CalledID = ""<br><br>mod Calling = A / mod Called = "" |
| A receives CallStateChangedEvent (Proceeding)                                                 | A:<br>LINE_CALLSTATE (LINECALLSTATE_PROCEEDING)/<br>LINE_CALLINFO<br><br>CallerID = A / CalledID = B1<br><br>mod Calling = A1 / mod Called = B1                          |

| Party                                                                            | TSP Message to App data                                                                                                                                                                                                                                                                                                                                                                                                                                                                                                                                                                                                                |
|----------------------------------------------------------------------------------|----------------------------------------------------------------------------------------------------------------------------------------------------------------------------------------------------------------------------------------------------------------------------------------------------------------------------------------------------------------------------------------------------------------------------------------------------------------------------------------------------------------------------------------------------------------------------------------------------------------------------------------|
| <p>A receives CallStateChangeEvent (RingBack)</p> <p>C receives NewCallEvent</p> | <p>A:</p> <p>LINE_CALLSTATE (LINECALLSTATE_RINGBACK)/<br/>LINE_CALLINFO</p> <p>CallerID = A / CalledID = B1 / RedirectingID = MB /<br/>RedirectionID = C</p> <p>mod Calling = MA / mod Called = B1 /<br/>mod Redirecting = MB / mod Redirection = C</p> <p>C:</p> <p>LINE_APPNEWCALL, LINE_CALLSTATE<br/>(LINECALLSTATE_OFFERING/<br/>LINECALLSTATE_ACCEPTED</p> <p>dwReason = LINECALLREASON_UNKNOWN</p> <p>extendCallReason = CtiReasonCallIntercept</p> <p>CallerID = A / CalledID = MB / RedirectingID = MB /<br/>RedirectionID = C</p> <p>mod Calling = MA / mod Called = MB /<br/>mod Redirecting = MB / mod Redirection = C</p> |
| <p>C answers</p> <p>A and C receives Connected Call state</p>                    | <p>A:</p> <p>LINE_CALLSTATE (LINECALLSTATE_CONNECTED)</p> <p>CallerID = A / CalledID = B1 / ConnectedID = C /<br/>RedirectingID = MB / RedirectionID = C</p> <p>mod Calling = MA / mod Called = B1 /<br/>mod Connected = C / mod Redirecting = MB /<br/>mod Redirection = C</p> <p>C:</p> <p>LINE_APPNEWCALL, LINE_CALLSTATE<br/>(LINECALLSTATE_OFFERING/<br/>LINECALLSTATE_ACCEPTED</p> <p>CallerID = A / CalledID = MB / ConnectedID = A /<br/>RedirectingID = MB / RedirectionID = C</p> <p>mod Calling = MA / mod Called = MB /<br/>mod Connected = MA / mod Redirecting = MB /<br/>mod Redirection = C</p>                        |

## Basic Call Initiated From TAPI Using External Call Control on Translation Pattern and CEPM Returns Continue with Modified Calling and Called Parties

### Configuration

Phone A, B are in cluster devices. B matches the translation pattern BXXX which has calling and called party transformation defined to transform A to A1 and B to B1 and External Call Control is also enabled.

Procedure

Application sends a lineMakeCall at A to call B.

### Result

Dialed number B matches the translation pattern BXXX which has External Call Control enabled. This takes precedence and CUCM requests CEPM to get routing rule for B.

CEPM returns continue with ModifiedCalling = MA and ModifiedCalled = MB

Call will be extended to MB (modified calling and modified called in continue routing directive, overrides the calling & called number transformation configured for translation pattern)

| Party                                                                                        | TSP Message to App Data                                                                                                                                          |
|----------------------------------------------------------------------------------------------|------------------------------------------------------------------------------------------------------------------------------------------------------------------|
| A initiates Call to B<br>A receives NewCallEvent and CallStateChangeEvent (Dialtone/Dialing) | A:<br>LINE_APPNEWCALL, LINE_CALLSTATE<br>(LINECALLSTATE_DIALTONE/<br>LINECALLSTATE_DIALING)<br>CallerID = A / CalledID = ""<br>mod Calling = A / mod Called = "" |
| A receives CallStateChangeEvent (Proceeding)                                                 | A:<br>LINE_CALLSTATE (LINECALLSTATE_PROCEEDING)/<br>LINE_CALLINFO<br>CallerID = A / CalledID = B1<br>mod Calling = A1 / mod Called = B1                          |

| Party                                                                   | TSP Message to App Data                                                                                                                                                                                                                                                                                                            |
|-------------------------------------------------------------------------|------------------------------------------------------------------------------------------------------------------------------------------------------------------------------------------------------------------------------------------------------------------------------------------------------------------------------------|
| A receives CallStateChangedEvent (RingBack)<br>MB receives NewCallEvent | A:<br>LINE_CALLSTATE (LINECALLSTATE_RINGBACK)/<br>LINE_CALLINFO<br>CallerID = A / CalledID = B1<br>mod Calling = MA / mod Called = B1<br>MB:<br>LINE_APPNEWCALL, LINE_CALLSTATE<br>(LINECALLSTATE_OFFERING/<br>LINECALLSTATE_ACCEPTED<br>CallerID = A / CalledID = MB<br>mod Calling = MA / mod Called = MB                        |
| MB answers<br>A and MB receives Connected Call state                    | A:<br>LINE_CALLSTATE (LINECALLSTATE_CONNECTED)<br>CallerID = A / CalledID = B1 / ConnectedID = MB<br>mod Calling = MA / mod Called = B1 /<br>mod Connected = MB<br>MB:<br>LINE_CALLSTATE (LINECALLSTATE_CONNECTED)<br>CallerID = A / CalledID = MB / ConnectedID = A<br>mod Calling = MA / mod Called = MB /<br>mod Connected = MA |

## Conference Call Initiated From TAPI Using External Call Control on Translation Pattern and CEPM Returns Continue with Modified Calling and Called Parties in the Consult Call

### Configuration

Phone A, B, C are in cluster devices.

C matches the translation pattern CXXX which has calling and called party transformation defined to transform B to A1 and C to C1 and External Call Control is also enabled.

### Procedure

Application sends a lineMakeCall at A to call B. Application sends a lineSetupConference/lineAddToconference to B to consult conference the call to C.

### Result

Dialed number C matches the translation pattern CXXX which has External Call Control enabled. This takes precedence and CUCM requests CEPM to get routing rule for B.

CEPM returns continue with ModifiedCalling = MB and ModifiedCalled = MC

Call will be extended to "MC" (modified calling and modified called in continue routing directive, overrides the calling & called number transformation configured for translation pattern)

After conference is complete, the correct number of CONFERENCE calls are see at all the participants.

| Party                                                                                     | TSP Message to App Data                                                                                                                                                                                                                                                                                                                                                                                                                                                                                                                                                            |
|-------------------------------------------------------------------------------------------|------------------------------------------------------------------------------------------------------------------------------------------------------------------------------------------------------------------------------------------------------------------------------------------------------------------------------------------------------------------------------------------------------------------------------------------------------------------------------------------------------------------------------------------------------------------------------------|
| A and B receives Connected Call state                                                     | <p>A:</p> <p>LINE_CALLSTATE (LINECALLSTATE_CONNECTED)</p> <p>CallerID = A / CalledID = B / ConnectedID = B</p> <p>mod Calling = A / mod Called = B /</p> <p>mod Connected = B</p> <p>B:</p> <p>LINE_CALLSTATE (LINECALLSTATE_CONNECTED)</p> <p>CallerID = A / CalledID = B / ConnectedID = A</p> <p>mod Calling = A / mod Called = B /</p> <p>mod Connected = A</p>                                                                                                                                                                                                                |
| <p>B does a lineSetupConference / lineDial to call C.</p> <p>MC receives NewCallEvent</p> | <p>B:</p> <p>Call-1</p> <p>LINE_CALLSTATE<br/>(LINECALLSTATE_ONHOLDPENDCONF)</p> <p>CallerID = A / CalledID = B / ConnectedID = A</p> <p>mod Calling = A / mod Called = B /</p> <p>mod Connected = A</p> <p>Call-2</p> <p>LINE_APPNEWCALL, LINE_CALLSTATE<br/>(LINECALLSTATE_PROCEEDING)/ LINE_CALLINFO</p> <p>CallerID = B / CalledID = C1</p> <p>mod Calling = MB / mod Called = C1</p> <p>MC:</p> <p>LINE_APPNEWCALL, LINE_CALLSTATE<br/>(LINECALLSTATE_OFFERING/<br/>LINECALLSTATE_ACCEPTED)</p> <p>CallerID = B / CalledID = MC</p> <p>mod Calling = MB / mod Called = MC</p> |

| Party               | TSP Message to App Data                                                                                                                                                                                                                                                                                                                                                                     |
|---------------------|---------------------------------------------------------------------------------------------------------------------------------------------------------------------------------------------------------------------------------------------------------------------------------------------------------------------------------------------------------------------------------------------|
| MC answers the call | <p>B:</p> <p>Call-2</p> <p>LINE_CALLSTATE (LINECALLSTATE_CONNECTED)</p> <p>CallerID = B / CalledID = C1 / ConnectedID = MC</p> <p>mod Calling = MB / mod Called = C1 /</p> <p>mod Connected = MC</p> <p>MC:</p> <p>LINE_CALLSTATE (LINECALLSTATE_CONNECTED)</p> <p>CallerID = B / CalledID = MC / ConnectedID = B</p> <p>mod Calling = MB / mod Called = MC /</p> <p>mod Connected = MB</p> |

| Party                         | TSP Message to App Data                                                                                                                                                                                                                                                                                                                                                                                                                                                                                                                                                                                                                                                                                                                                                                                                                                                                                                                                         |
|-------------------------------|-----------------------------------------------------------------------------------------------------------------------------------------------------------------------------------------------------------------------------------------------------------------------------------------------------------------------------------------------------------------------------------------------------------------------------------------------------------------------------------------------------------------------------------------------------------------------------------------------------------------------------------------------------------------------------------------------------------------------------------------------------------------------------------------------------------------------------------------------------------------------------------------------------------------------------------------------------------------|
| B1 does a lineAddToConference | <p>A:</p> <p>CONFERENCE</p> <p>CallerID = A / CalledID = B / ConnectedID = B</p> <p>mod Calling = A / mod Called = B /</p> <p>mod Connected = B</p><br><p>CONNECTED</p> <p>CONFERENCE</p> <p>CallerID = A / CalledID = MC / ConnectedID = MC</p> <p>mod Calling = A / mod Called = MC /</p> <p>mod Connected = MC</p> <p>B:</p> <p>CONFERENCE</p> <p>CallerID = A / CalledID = B / ConnectedID = A</p> <p>mod Calling = A / mod Called = B /</p> <p>mod Connected = A</p><br><p>CONNECTED</p> <p>CONFERENCE</p> <p>CallerID = B / CalledID = C1 / ConnectedID = MC</p> <p>mod Calling = B / mod Called = C1 /</p> <p>mod Connected = MC</p> <p>MC:</p> <p>CONFERENCE</p> <p>CallerID = B / CalledID = MC / ConnectedID = B</p> <p>mod Calling = B / mod Called = MC /</p> <p>mod Connected = B</p> <p>CONNECTED</p> <p>CONFERENCE</p> <p>CallerID = MC / CalledID = A / ConnectedID = A</p> <p>mod Calling = MC / mod Called = A /</p> <p>mod Connected = A</p> |

# Call Is Redirected to a Hunt List of Chaperones and Chaperone Enables Call Recording and Conferences in the Called Party

## Configuration

Phone A, C1, D are in cluster devices. B matches the translation pattern BXXX where External Call Control is enabled. Application sends a lineMakeCall at A to call B.

CEPM determines this calls need to have a chaperone's supervise. CEPM returns the permit decision with the obligation <divert>, destination HuntPilot C, which is a hunt pilot of chaperones, and a reason string "chaperone".

CUCM redirects the call to the hunt pilot C, and the chaperone member C1 answers the call.

After talking to A briefly and discovered that A intended to talk to D, the chaperone C1 starts to establish a conference to D. C1 presses the conference softkey and dials D.

CUCM queries CEPM for the call, with calling user C1 with DN C1, and called user D with DN D.

CEPM returns the response with permit decision with <continue> call routing directive, since the policy server detects that the caller is the chaperone.

CUCM rings D's phone and D answers the call.

C1 presses the conference softkey again, and the conference is established.

The chaperone C1 presses the "record" softkey. This triggers the call recording being setup from C1's IP phone to the recorder.

When the call recording is eablished successfully, the recording warning tone is playing to the C1's phone. The recording warning tone is enabled by setting service parameter Play Recording Notification Tone To Observed Target to True.

A and D starts to talk under the supervision of the chaperone.

| Party                                                                                        | TSP Message to App Data                                                                                                                                    |
|----------------------------------------------------------------------------------------------|------------------------------------------------------------------------------------------------------------------------------------------------------------|
| A initiates Call to B<br>A receives NewCallEvent and CallStateChangeEvent (Dialtone/Dialing) | A:<br>LINE_APPNEWCALL, LINE_CALLSTATE (LINECALLSTATE_DIALTONE/ LINECALLSTATE_DIALING)<br>CallerID = A / CalledID = ""<br>mod Calling = A / mod Called = "" |
| A receives CallStateChangeEvent (Proceeding) webmail                                         | A:<br>LINE_CALLSTATE (LINECALLSTATE_PROCEEDING)/ LINE_CALLINFO<br>CallerID = A / CalledID = B<br>mod Calling = A / mod Called = B                          |

| Party                                                                             | TSP Message to App Data                                                                                                                                                                                                                                                                                                                                                                                                                                                                                                                                                                                      |
|-----------------------------------------------------------------------------------|--------------------------------------------------------------------------------------------------------------------------------------------------------------------------------------------------------------------------------------------------------------------------------------------------------------------------------------------------------------------------------------------------------------------------------------------------------------------------------------------------------------------------------------------------------------------------------------------------------------|
| <p>A receives CallStateChangeEvent (RingBack)</p> <p>C1 receives NewCallEvent</p> | <p>A:</p> <p>LINE_CALLSTATE (LINECALLSTATE_RINGBACK)/<br/>LINE_CALLINFO</p> <p>CallerID = A / CalledID = B / RedirectingID = B /<br/>RedirectionID = C</p> <p>mod Calling = A / mod Called = B /<br/>mod Redirecting = B / mod Redirection = C</p> <p>C1:</p> <p>LINE_APPNEWCALL, LINE_CALLSTATE<br/>(LINECALLSTATE_OFFERING/<br/>LINECALLSTATE_ACCEPTED</p> <p>CallerID = A / CalledID = B / RedirectingID = B /<br/>RedirectionID = C</p> <p>mod Calling = A / mod Called = B /<br/>mod Redirecting = B / mod Redirection = C</p> <p>LINECALLINFO::DEVSPECIFIC would contain<br/>IsChaperoneCall = 0x1</p> |
| <p>C1 answers</p> <p>A and C1 receives Connected Call state</p>                   | <p>A:</p> <p>LINE_CALLSTATE (LINECALLSTATE_CONNECTED)</p> <p>CallerID = A / CalledID = B / ConnectedID = C / RedirectingID = B / RedirectionID = C</p> <p>mod Calling = A / mod Called = B / mod Redirecting = B / mod<br/>Connected = B / mod Redirection = C</p> <p>C1:</p> <p>LINE_CALLSTATE (LINECALLSTATE_CONNECTED)</p> <p>CallerID = A / CalledID = B / ConnectedID = C / RedirectingID = B / RedirectionID = C</p> <p>mod Calling = A / mod Called = B / mod Redirecting = B / mod<br/>Connected = B / mod Redirection = C</p>                                                                       |
| <p>Application issues a lineRedirect on call at C1</p>                            | <p>Line_Reply is returned with an error code of<br/>LINEERR_OPERATION_FAIL_CHAPERONE_DEVICE</p>                                                                                                                                                                                                                                                                                                                                                                                                                                                                                                              |

| Party                                                                                     | TSP Message to App Data                                                                                                                                                                                                                                                                                                                                                                                                                                                                                                                                                                                                                                                                                                                                 |
|-------------------------------------------------------------------------------------------|---------------------------------------------------------------------------------------------------------------------------------------------------------------------------------------------------------------------------------------------------------------------------------------------------------------------------------------------------------------------------------------------------------------------------------------------------------------------------------------------------------------------------------------------------------------------------------------------------------------------------------------------------------------------------------------------------------------------------------------------------------|
| <p>C1 does a lineSetupConference / lineDial to call D.</p> <p>D receives NewCallEvent</p> | <p>C1:</p> <p>Call-1</p> <p>LINE_CALLSTATE<br/>(LINECALLSTATE_ONHOLDPENDCONF)</p> <p>CallerID = A / CalledID = B / ConnectedID = A / RedirectingID = B / RedirectionID = C</p> <p>mod Calling = A / mod Called = B / mod Connected = A / mod Redirecting = B / mod Redirection = C</p> <p>CONNECTED</p> <p>LINECALLINFO::DEVSPECIFIC would contain<br/>IsChaperoneCall = 0x1</p> <p>Call-2</p> <p>LINE_APPNEWCALL, LINE_CALLSTATE<br/>(LINECALLSTATE_PROCEEDING)/ LINE_CALLINFO</p> <p>CallerID = C1 / CalledID = D</p> <p>mod Calling = C1 / mod Called = D</p> <p>D:</p> <p>LINE_APPNEWCALL, LINE_CALLSTATE<br/>(LINECALLSTATE_OFFERING/<br/>LINECALLSTATE_ACCEPTED)</p> <p>CallerID = C1 / CalledID = D</p> <p>mod Calling = C1 / mod Called = D</p> |
| <p>D answers the call</p>                                                                 | <p>C1:</p> <p>Call-2</p> <p>LINE_CALLSTATE (LINECALLSTATE_CONNECTED)</p> <p>CallerID = C1 / CalledID = D / ConnectedID = D</p> <p>mod Calling = C1 / mod Called = D /<br/>mod Connected = D</p> <p>D:</p> <p>LINE_CALLSTATE (LINECALLSTATE_CONNECTED)</p> <p>CallerID = C1 / CalledID = D / ConnectedID = C1</p> <p>mod Calling = C1 / mod Called = D / mod Connected = C1</p>                                                                                                                                                                                                                                                                                                                                                                          |

| Party                         | TSP Message to App Data |
|-------------------------------|-------------------------|
| C1 does a lineAddToConference |                         |

| Party | TSP Message to App Data                                                                                                                                                                                                                                                                                                                                                                                                                                                                                                                                                                                                                                                                                                                                                                                                                                                                                                                                                                                                                                                                                                                                                                              |
|-------|------------------------------------------------------------------------------------------------------------------------------------------------------------------------------------------------------------------------------------------------------------------------------------------------------------------------------------------------------------------------------------------------------------------------------------------------------------------------------------------------------------------------------------------------------------------------------------------------------------------------------------------------------------------------------------------------------------------------------------------------------------------------------------------------------------------------------------------------------------------------------------------------------------------------------------------------------------------------------------------------------------------------------------------------------------------------------------------------------------------------------------------------------------------------------------------------------|
|       | <p>A:</p> <p>CONFERENCE</p> <p>CallerID = A / CalledID = B / ConnectedID = C</p> <p>/ RedirectingID = B / RedirectionID = C</p> <p>mod Calling = A / mod Called = B /</p> <p>mod Redirecting = B / mod Connected = C /</p> <p>mod Redirection = C</p> <p>CONNECTED</p> <p>CONFERENCE</p> <p>CallerID = A / CalledID = D / ConnectedID = D</p> <p>mod Calling = A / mod Called = D /</p> <p>mod Connected = D</p> <p>C1:</p> <p>CONFERENCE</p> <p>CallerID = A / CalledID = B / ConnectedID = A</p> <p>/ RedirectingID = B / RedirectionID = C</p> <p>mod Calling = A / mod Called = B /</p> <p>mod Connected = A / mod Redirecting = B /</p> <p>mod Redirection = C</p> <p>CONNECTED</p> <p>LINECALLINFO::DEVSPECIFIC would contain</p> <p>IsChaperoneCall = 0x1</p> <p>CONFERENCE</p> <p>CallerID = C / CalledID = D / ConnectedID = D</p> <p>mod Calling = C / mod Called = D /</p> <p>mod Connected = D</p> <p>D:</p> <p>CONFERENCE</p> <p>CallerID = C / CalledID = D / ConnectedID = C</p> <p>mod Calling = C / mod Called = D /</p> <p>mod Connected = C</p> <p>CONNECTED</p> <p>CONFERENCE</p> <p>CallerID = D / CalledID = A / ConnectedID = A</p> <p>mod Calling = D / mod Called = A /</p> |

| Party                                               | TSP Message to App Data                                                                                                                                                                                                                                                                     |
|-----------------------------------------------------|---------------------------------------------------------------------------------------------------------------------------------------------------------------------------------------------------------------------------------------------------------------------------------------------|
|                                                     | mod Connected = A                                                                                                                                                                                                                                                                           |
| Chaperone C1 starts recording to recording device R | C1:<br>LINE_DEVSPECIFIC(SLDSMT_RECORDING_STARTED,<br>0, 0)<br>LINE_DEVSPECIFIC(SLDSMT_LINECALLINFO_<br>DEVSPECIFICDATA, SLDST_CALL_ATTRIBUTE_INFO,<br>0)<br>CallAttributeTye = 'Recording'<br>C1's CCMCallId<br>Address = R's DN, Partition = R's Partition, DeviceName = R's<br>DeviceName |

## Forced Authorization and Client Matter Code Scenarios

### Manual Call to a Destination That Requires an FAC

The following table describes the message sequences for the Forced Authorization and Client Matter Code scenario of Manual Call to a Destination that requires an FAC.

#### Preconditions

Party A is Idle. Party B requires an FAC.

The scenario remains similar if Party B requires a CMC instead of an FAC.

**Table 75: Message Sequences for Manual Call to a Destination That Requires an FAC**

| Actions               | CTI Message                                                                                                                                                          | TAPI messages                                                                                                              | TAPI structures                                                                                                                                                                                             |
|-----------------------|----------------------------------------------------------------------------------------------------------------------------------------------------------------------|----------------------------------------------------------------------------------------------------------------------------|-------------------------------------------------------------------------------------------------------------------------------------------------------------------------------------------------------------|
| Party A goes off-hook | NewCallEvent,<br>CH = C1,<br>GCH = G1,<br>Calling = A,<br>Called = NP,<br>OrigCalled = NP,<br>LR = NP,<br>State = Dialtone,<br>Origin = OutBound,<br>Reason = Direct | LINE_APPNEWCALL<br>hDevice = A<br>dwCallbackInstance = 0<br>dwParam1 = 0<br>dwParam2 = hCall-1<br>dwParam3 = OWNER         | LINECALLINFO (hCall-1)<br>hLine = A<br>dwCallID = T1<br>dwOrigin = OUTBOUND<br>dwReason = DIRECT<br>dwCallerID = A<br>dwCalledID = NP<br>dwConnectedID = NP<br>dwRedirectionID = NP<br>dwRedirectionID = NP |
|                       | CallStateChangedEvent, CH = C1,<br>State = Dialtone,<br>Cause = CauseNoError,<br>Reason = Direct,<br>Calling = A,<br>Called = NP,<br>OrigCalled = NP,<br>LR = NP     | LINE_CALLSTATE<br>hDevice = hCall-1<br>dwCallbackInstance = 0<br>dwParam1 = DIALTONE<br>dwParam2 = UNAVAIL<br>dwParam3 = 0 | No change                                                                                                                                                                                                   |

| Actions               | CTI Message                                                                                                                                               | TAPI messages                                                                                                                                                       | TAPI structures |
|-----------------------|-----------------------------------------------------------------------------------------------------------------------------------------------------------|---------------------------------------------------------------------------------------------------------------------------------------------------------------------|-----------------|
| Party A dials Party B | CallStateChangedEvent, CH = C1,<br>State = Dialing, Cause = CauseNoError, Reason = Direct,<br>Calling = A,<br>Called = NP,<br>OrigCalled = NP,<br>LR = NP | LINE_CALLSTATE<br>hDevice = hCall-1<br>dwCallbackInstance = 0<br>dwParam1 = DIALING<br>dwParam2 = 0<br>dwParam3 = 0                                                 | No change       |
|                       | CallToneChangedEvent, CH = C1,<br>Tone = ZipZip, Feature = FACCMC, FACRequired = True, CMCRequired = False                                                | LINE_DEVSPECIFIC<br>hDevice = hCall-1<br>dwCallbackInstance = 0<br>dwParam1 = SLDSMT_CALL_TONE_CHANGED<br>dwParam2 = CTONE_ZIPZIP<br>dwParam3 = CZIPZIP_FACREQUIRED | No change       |

| Actions                                                | CTI Message                                                                                                                                                      | TAPI messages                                                                                                                                                                                                                                 | TAPI structures                                                                                                                                                                                            |
|--------------------------------------------------------|------------------------------------------------------------------------------------------------------------------------------------------------------------------|-----------------------------------------------------------------------------------------------------------------------------------------------------------------------------------------------------------------------------------------------|------------------------------------------------------------------------------------------------------------------------------------------------------------------------------------------------------------|
| Party A dials the FAC, and<br>Party B accepts the call | CallStateChangedEvent, CH = C1,<br>State = Proceeding,<br>Cause = CauseNoError,<br>Reason = Direct,<br>Calling = A,<br>Called = B,<br>OrigCalled = B,<br>LR = NP | LINE_CALLSTATE<br>hDevice = hCall-1<br>dwCallbackInstance = 0<br>dwParam1 = PROCEEDING<br>dwParam2 = 0<br>dwParam3 = 0<br>LINE_CALLINFO<br>hDevice = hCall-1<br>dwCallbackInstance = 0<br>dwParam1 = CALLEDID<br>dwParam2 = 0<br>dwParam3 = 0 | LINECALLINFO (hCall-1)<br>hLine = A<br>dwCallID = T1<br>dwOrigin = OUTBOUND<br>dwReason = DIRECT<br>dwCallerID = A<br>dwCalledID = B<br>dwConnectedID = NP<br>dwRedirectionID = NP<br>dwRedirectionID = NP |
|                                                        | CallStateChangedEvent, CH = C1,<br>State = Ringback,<br>Cause = CauseNoError,<br>Reason = Direct,<br>Calling = A,<br>Called = B,<br>OrigCalled = B,<br>LR = NP   | LINE_CALLSTATE<br>hDevice = hCall-1<br>dwCallbackInstance = 0<br>dwParam1 = RINGBACK<br>dwParam2 = 0<br>dwParam3 = 0                                                                                                                          | No change                                                                                                                                                                                                  |

## Manual Call to a Destination That Requires Both FAC and CMC

The following table describes the message sequences for the Forced Authorization and Client Matter Code scenario of a manual call to a destination that requires both FAC and CMC.

### Preconditions

Party A is Idle. Party B requires an FAC and a CMC.

**Table 76: Message Sequences for Manual Call to a Destination That Requires Both FAC and CMC**

| Actions               | CTI Message                                                                                                                                                          | TAPI messages                                                                                                              | TAPI structures                                                                                                                                                                                             |
|-----------------------|----------------------------------------------------------------------------------------------------------------------------------------------------------------------|----------------------------------------------------------------------------------------------------------------------------|-------------------------------------------------------------------------------------------------------------------------------------------------------------------------------------------------------------|
| Party A goes off-hook | NewCallEvent,<br>CH = C1,<br>GCH = G1,<br>Calling = A,<br>Called = NP,<br>OrigCalled = NP,<br>LR = NP,<br>State = Dialtone,<br>Origin = OutBound,<br>Reason = Direct | LINE_APPNEWCALL<br>hDevice = A<br>dwCallbackInstance = 0<br>dwParam1 = 0<br>dwParam2 = hCall-1<br>dwParam3 = OWNER         | LINECALLINFO (hCall-1)<br>hLine = A<br>dwCallID = T1<br>dwOrigin = OUTBOUND<br>dwReason = DIRECT<br>dwCallerID = A<br>dwCalledID = NP<br>dwConnectedID = NP<br>dwRedirectionID = NP<br>dwRedirectionID = NP |
|                       | CallStateChangedEvent, CH = C1,<br>State = Dialtone,<br>Cause = CauseNoError,<br>Reason = Direct,<br>Calling = A,<br>Called = NP,<br>OrigCalled = NP,<br>LR = NP     | LINE_CALLSTATE<br>hDevice = hCall-1<br>dwCallbackInstance = 0<br>dwParam1 = DIALTONE<br>dwParam2 = UNAVAIL<br>dwParam3 = 0 | No change                                                                                                                                                                                                   |

| Actions               | CTI Message                                                                                                                                                     | TAPI messages                                                                                                                                                                               | TAPI structures |
|-----------------------|-----------------------------------------------------------------------------------------------------------------------------------------------------------------|---------------------------------------------------------------------------------------------------------------------------------------------------------------------------------------------|-----------------|
| Party A dials Party B | CallStateChangedEvent, CH = C1,<br>State = Dialing,<br>Cause = CauseNoError,<br>Reason = Direct,<br>Calling = A,<br>Called = NP,<br>OrigCalled = NP,<br>LR = NP | LINE_CALLSTATE<br>hDevice = hCall-1<br>dwCallbackInstance = 0<br>dwParam1 = DIALING<br>dwParam2 = 0<br>dwParam3 = 0                                                                         | No change       |
|                       | CallToneChangedEvent, CH = C1,<br>Tone = ZipZip,<br>Feature = FACCMC,<br>FACRequired = True,<br>CMCRequired = True                                              | LINE_DEVSPECIFIC<br>hDevice = hCall-1<br>dwCallbackInstance = 0<br>dwParam1 = SLDSMT_CALL_TONE_CHANGED<br>dwParam2 = CTONE_ZIPZIP<br>dwParam3 = CZIPZIP_FACREQUIRED,<br>CZIPZIP_CMCREQUIRED | No change       |
| Party A dials the FAC | CallToneChangedEvent, CH = C1,<br>Tone = ZipZip,<br>Feature = FACCMC,<br>FACRequired = False,<br>CMCRequired = True                                             | LINE_DEVSPECIFIC<br>hDevice = hCall-1<br>dwCallbackInstance = 0<br>dwParam1 = SLDSMT_CALL_TONE_CHANGED<br>dwParam2 = CTONE_ZIPZIP<br>dwParam3 = CZIPZIP_CMCREQUIRED                         | No change       |

| Actions                                             | CTI Message                                                                                                                                                      | TAPI messages                                                                                                                                                                                                                                 | TAPI structures                                                                                                                                                                                            |
|-----------------------------------------------------|------------------------------------------------------------------------------------------------------------------------------------------------------------------|-----------------------------------------------------------------------------------------------------------------------------------------------------------------------------------------------------------------------------------------------|------------------------------------------------------------------------------------------------------------------------------------------------------------------------------------------------------------|
| Party A dials the CMC, and Party B accepts the call | CallStateChangedEvent, CH = C1,<br>State = Proceeding,<br>Cause = CauseNoError,<br>Reason = Direct,<br>Calling = A,<br>Called = B,<br>OrigCalled = B,<br>LR = NP | LINE_CALLSTATE<br>hDevice = hCall-1<br>dwCallbackInstance = 0<br>dwParam1 = PROCEEDING<br>dwParam2 = 0<br>dwParam3 = 0<br>LINE_CALLINFO<br>hDevice = hCall-1<br>dwCallbackInstance = 0<br>dwParam1 = CALLEDID<br>dwParam2 = 0<br>dwParam3 = 0 | LINECALLINFO (hCall-1)<br>hLine = A<br>dwCallID = T1<br>dwOrigin = OUTBOUND<br>dwReason = DIRECT<br>dwCallerID = A<br>dwCalledID = B<br>dwConnectedID = NP<br>dwRedirectionID = NP<br>dwRedirectionID = NP |
|                                                     | CallStateChangedEvent, CH = C1,<br>State = Ringback,<br>Cause = CauseNoError,<br>Reason = Direct,<br>Calling = A,<br>Called = B,<br>OrigCalled = B,<br>LR = NP   | LINE_CALLSTATE<br>hDevice = hCall-1<br>dwCallbackInstance = 0<br>dwParam1 = RINGBACK<br>dwParam2 = 0<br>dwParam3 = 0                                                                                                                          | No change                                                                                                                                                                                                  |

## lineMakeCall to a Destination That Requires an FAC

The following table describes the message sequences for the Forced Authorization and Client Matter Code scenario of lineMakeCall to a destination that requires an FAC.

### Preconditions

Party A is Idle. Party B requires an FAC. Note that the scenario is similar if Party requires a CMC instead of an FAC.

**Table 77: Message Sequences for lineMakeCall to a Destination That Requires an FAC**

| Actions                                  | CTI Message                                                                                                                                                          | TAPI messages                                                                                                                                                                                                                                           | TAPI structures                                                                                                                                                                                             |
|------------------------------------------|----------------------------------------------------------------------------------------------------------------------------------------------------------------------|---------------------------------------------------------------------------------------------------------------------------------------------------------------------------------------------------------------------------------------------------------|-------------------------------------------------------------------------------------------------------------------------------------------------------------------------------------------------------------|
| Party A does a lineMakeCall() to Party B | NewCallEvent,<br>CH = C1,<br>GCH = G1,<br>Calling = A,<br>Called = NP,<br>OrigCalled = NP,<br>LR = NP,<br>State = Dialtone,<br>Origin = OutBound,<br>Reason = Direct | LINE_CALLINFO<br>hDevice = hCall-1<br>dwCallbackInstance = 0<br>dwParam1 = ORIGIN<br>dwParam2 = 0<br>dwParam3 = 0<br><br>LINE_CALLINFO<br>hDevice = hCall-1<br>dwCallbackInstance = 0<br>dwParam1 =<br>REASON, CALLERID<br>dwParam2 = 0<br>dwParam3 = 0 | LINECALLINFO (hCall-1)<br>hLine = A<br>dwCallID = T1<br>dwOrigin = OUTBOUND<br>dwReason = DIRECT<br>dwCallerID = A<br>dwCalledID = NP<br>dwConnectedID = NP<br>dwRedirectionID = NP<br>dwRedirectionID = NP |
|                                          | CallStateChangedEvent, CH = C1,<br>State = Dialing,<br>Cause = CauseNoError,<br>Reason = Direct,<br>Calling = A,<br>Called = NP,<br>OrigCalled = NP,<br>LR = NP      | LINE_CALLSTATE<br>hDevice = hCall-1<br>dwCallbackInstance = 0<br>dwParam1 = DIALING<br>dwParam2 = 0<br>dwParam3 = 0                                                                                                                                     | No change                                                                                                                                                                                                   |
|                                          | CallToneChangedEvent, CH = C1, Tone = ZipZip, Feature = FACCMC, FACRequired = True, CMCRequired = False                                                              | LINE_DEVSPECIFIC<br>hDevice = hCall-1<br>dwCallbackInstance = 0<br>dwParam1 =<br>SLDSMT_CALL_TONE_CHANGED<br>dwParam2 = CTONE_ZIPZIP<br>dwParam3 =<br>CZIPZIP_FACREQUIRED                                                                               | No change                                                                                                                                                                                                   |

| Actions                                                                                | CTI Message                                                                                                                                                          | TAPI messages                                                                                                                                                                                                                                 | TAPI structures                                                                                                                                                                                            |
|----------------------------------------------------------------------------------------|----------------------------------------------------------------------------------------------------------------------------------------------------------------------|-----------------------------------------------------------------------------------------------------------------------------------------------------------------------------------------------------------------------------------------------|------------------------------------------------------------------------------------------------------------------------------------------------------------------------------------------------------------|
| Party A does a lineDial() with the FAC in the dial string and Party B accepts the call | NewCallEvent,<br>CH = C1,<br>GCH = G1,<br>Calling = A,<br>Called = NP,<br>OrigCalled = NP,<br>LR = NP,<br>State = Dialtone,<br>Origin = OutBound,<br>Reason = Direct | LINE_CALLSTATE<br>hDevice = hCall-1<br>dwCallbackInstance = 0<br>dwParam1 = PROCEEDING<br>dwParam2 = 0<br>dwParam3 = 0<br>LINE_CALLINFO<br>hDevice = hCall-1<br>dwCallbackInstance = 0<br>dwParam1 = CALLEDID<br>dwParam2 = 0<br>dwParam3 = 0 | LINECALLINFO (hCall-1)<br>hLine = A<br>dwCallID = T1<br>dwOrigin = OUTBOUND<br>dwReason = DIRECT<br>dwCallerID = A<br>dwCalledID = B<br>dwConnectedID = NP<br>dwRedirectionID = NP<br>dwRedirectionID = NP |
|                                                                                        | CallStateChangedEvent, CH = C1,<br>State = Ringback,<br>Cause = CauseNoError,<br>Reason = Direct,<br>Calling = A,<br>Called = B,<br>OrigCalled = B,<br>LR = NP       | LINE_CALLSTATE<br>hDevice = hCall-1<br>dwCallbackInstance = 0<br>dwParam1 = RINGBACK<br>dwParam2 = 0<br>dwParam3 = 0                                                                                                                          | No change                                                                                                                                                                                                  |

## lineMakeCall to a Destination That Requires Both FAC and CMC

The following table describes the message sequences for the Forced Authorization and Client Matter Code scenario of lineMakeCall to a destination that requires both FAC and CMC. In this scenario, Party A is Idle and Party B requires both an FAC and a CMC.

**Table 78: Message Sequences for lineMakeCall to a Destination That Requires Both FAC and CMC**

| Actions                                  | CTI Message                                                                                                                                                          | TAPI messages                                                                                                                                                                                                                                       | TAPI structures                                                                                                                                                                                             |
|------------------------------------------|----------------------------------------------------------------------------------------------------------------------------------------------------------------------|-----------------------------------------------------------------------------------------------------------------------------------------------------------------------------------------------------------------------------------------------------|-------------------------------------------------------------------------------------------------------------------------------------------------------------------------------------------------------------|
| Party A does a lineMakeCall() to Party B | NewCallEvent,<br>CH = C1,<br>GCH = G1,<br>Calling = A,<br>Called = NP,<br>OrigCalled = NP,<br>LR = NP,<br>State = Dialtone,<br>Origin = OutBound,<br>Reason = Direct | LINE_CALLINFO<br>hDevice = hCall-1<br>dwCallbackInstance = 0<br>dwParam1 = ORIGIN<br>dwParam2 = 0<br>dwParam3 = 0<br>LINE_CALLINFO<br>hDevice = hCall-1<br>dwCallbackInstance = 0<br>dwParam1 =<br>REASON, CALLERID<br>dwParam2 = 0<br>dwParam3 = 0 | LINECALLINFO (hCall-1)<br>hLine = A<br>dwCallID = T1<br>dwOrigin = OUTBOUND<br>dwReason = DIRECT<br>dwCallerID = A<br>dwCalledID = NP<br>dwConnectedID = NP<br>dwRedirectionID = NP<br>dwRedirectionID = NP |
|                                          | CallStateChangedEvent, CH = C1,<br>State = Dialing,<br>Cause = CauseNoError,<br>Reason = Direct,<br>Calling = A,<br>Called = NP,<br>OrigCalled = NP,<br>LR = NP      | LINE_CALLSTATE<br>hDevice = hCall-1<br>dwCallbackInstance = 0<br>dwParam1 = DIALING<br>dwParam2 = 0<br>dwParam3 = 0                                                                                                                                 | No change                                                                                                                                                                                                   |
|                                          | CallToneChangedEvent, CH = C1,<br>Tone = ZipZip,<br>Feature = FACCMC,<br>FACRequired = True,<br>CMCRequired = True                                                   | LINE_DEVSPECIFIC<br>hDevice = hCall-1<br>dwCallbackInstance = 0<br>dwParam1 =<br>SLDSMT_CALL_TONE_CHANGED<br>dwParam2 = CTONE_ZIPZIP<br>dwParam3 =<br>CZIPZIP_FACREQUIRED,<br>CZIPZIP_CMCREQUIRED                                                   | No change                                                                                                                                                                                                   |

| Actions                                                                                | CTI Message                                                                                                                                                      | TAPI messages                                                                                                                                                                                                                                 | TAPI structures                                                                                                                                                                                            |
|----------------------------------------------------------------------------------------|------------------------------------------------------------------------------------------------------------------------------------------------------------------|-----------------------------------------------------------------------------------------------------------------------------------------------------------------------------------------------------------------------------------------------|------------------------------------------------------------------------------------------------------------------------------------------------------------------------------------------------------------|
| Party A does a lineDial() with the FAC in the dial string                              | CallToneChangedEvent, CH = C1,<br>Tone = ZipZip,<br>Feature = FACCMC,<br>FACRequired = False,<br>CMCRequired = True                                              | LINE_DEVSPECIFIC<br>hDevice = hCall-1<br>dwCallbackInstance = 0<br>dwParam1 = SLDSMT_CALL_TONE_CHANGED<br>dwParam2 = CTONE_ZIPZIP<br>dwParam3 = CZIPZIP_CMCREQUIRED                                                                           | No change                                                                                                                                                                                                  |
| Party A does a lineDial() with the CMC in the dial string and Party B accepts the call | CallStateChangedEvent, CH = C1,<br>State = Proceeding,<br>Cause = CauseNoError,<br>Reason = Direct,<br>Calling = A,<br>Called = B,<br>OrigCalled = B,<br>LR = NP | LINE_CALLSTATE<br>hDevice = hCall-1<br>dwCallbackInstance = 0<br>dwParam1 = PROCEEDING<br>dwParam2 = 0<br>dwParam3 = 0<br>LINE_CALLINFO<br>hDevice = hCall-1<br>dwCallbackInstance = 0<br>dwParam1 = CALLEDID<br>dwParam2 = 0<br>dwParam3 = 0 | LINECALLINFO (hCall-1)<br>hLine = A<br>dwCallID = T1<br>dwOrigin = OUTBOUND<br>dwReason = DIRECT<br>dwCallerID = A<br>dwCalledID = B<br>dwConnectedID = NP<br>dwRedirectionID = NP<br>dwRedirectionID = NP |
|                                                                                        | CallStateChangedEvent, CH = C1,<br>State = Ringback,<br>Cause = CauseNoError,<br>Reason = Direct,<br>Calling = A,<br>Called = B,<br>OrigCalled = B,<br>LR = NP   | LINE_CALLSTATE<br>hDevice = hCall-1<br>dwCallbackInstance = 0<br>dwParam1 = RINGBACK<br>dwParam2 = 0<br>dwParam3 = 0                                                                                                                          | No change                                                                                                                                                                                                  |

## Timeout Waiting for FAC or Invalid FAC

The following table describes the message sequences for the Forced Authorization and Client Matter Code scenario of timeout waiting for FAC or invalid FAC entered. Here, Party A is Idle and Party B requires an FAC.

The scenario remains similar if Party B required a CMC instead of a FAC.

**Table 79: Message Sequences for Timeout Waiting for FAC or Invalid FAC**

| Actions                                  | CTI Message                                                                                                                                                          | TAPI messages                                                                                                                                                                                                                                           | TAPI structures                                                                                                                                                                                             |
|------------------------------------------|----------------------------------------------------------------------------------------------------------------------------------------------------------------------|---------------------------------------------------------------------------------------------------------------------------------------------------------------------------------------------------------------------------------------------------------|-------------------------------------------------------------------------------------------------------------------------------------------------------------------------------------------------------------|
| Party A does a lineMakeCall() to Party B | NewCallEvent,<br>CH = C1,<br>GCH = G1,<br>Calling = A,<br>Called = NP,<br>OrigCalled = NP,<br>LR = NP,<br>State = Dialtone,<br>Origin = OutBound,<br>Reason = Direct | LINE_CALLINFO<br>hDevice = hCall-1<br>dwCallbackInstance = 0<br>dwParam1 = ORIGIN<br>dwParam2 = 0<br>dwParam3 = 0<br><br>LINE_CALLINFO<br>hDevice = hCall-1<br>dwCallbackInstance = 0<br>dwParam1 =<br>REASON, CALLERID<br>dwParam2 = 0<br>dwParam3 = 0 | LINECALLINFO (hCall-1)<br>hLine = A<br>dwCallID = T1<br>dwOrigin = OUTBOUND<br>dwReason = DIRECT<br>dwCallerID = A<br>dwCalledID = NP<br>dwConnectedID = NP<br>dwRedirectionID = NP<br>dwRedirectionID = NP |
|                                          | CallStateChangedEvent, CH = C1,<br>State = Dialing,<br>Cause = CauseNoError,<br>Reason = Direct,<br>Calling = A,<br>Called = NP,<br>OrigCalled = NP,<br>LR = NP      | LINE_CALLSTATE<br>hDevice = hCall-1<br>dwCallbackInstance = 0<br>dwParam1 = DIALING<br>dwParam2 = 0<br>dwParam3 = 0                                                                                                                                     | No change                                                                                                                                                                                                   |
|                                          | CallToneChangedEvent, CH = C1,<br>Tone = ZipZip,<br>Feature = FACCMC,<br>FACRequired = True,<br>CMCRequired = False                                                  | LINE_DEVSPECIFIC<br>hDevice = hCall-1<br>dwCallbackInstance = 0<br>dwParam1 =<br>SLDSMT_CALL_TONE_CHANGED<br>dwParam2 = CTONE_ZIPZIP<br>dwParam3 =<br>CZIPZIP_FACREQUIRED                                                                               | No change                                                                                                                                                                                                   |

| Actions                                                                                   | CTI Message                                                                                                                                                 | TAPI messages                                                                                                                                                 | TAPI structures |
|-------------------------------------------------------------------------------------------|-------------------------------------------------------------------------------------------------------------------------------------------------------------|---------------------------------------------------------------------------------------------------------------------------------------------------------------|-----------------|
| T302 timer times out waiting for digits, or Party A does a lineDial() with an invalid FAC | CallStateChangedEvent, CH = C1, State = Disconnected, Cause = CtiNoRouteToDDestination, Reason = FACCMC, Calling = A, Called = NP, OrigCalled = NP, LR = NP | LINE_CALLSTATE<br>hDevice = hCall-1<br>dwCallbackInstance = 0<br>dwParam1 = DISCONNECTED<br>dwParam2 = DISCONNECT<br>MODE_FACCMC <sup>1</sup><br>dwParam3 = 0 | No change       |
|                                                                                           | CallStateChangedEvent, CH = C1, State = Idle, Cause = CtiCauseNoError, Reason = Direct, Calling = A, Called = NP, OrigCalled = NP, LR = NP                  | LINE_CALLSTATE<br>hDevice = hCall-1<br>dwCallbackInstance = 0<br>dwParam1 = IDLE<br>dwParam2 = 0<br>dwParam3 = 0                                              | No change       |

<sup>1</sup> dwParam2 get set to DISCONNECTMODE\_FACCMC if the extension version on the line is set to at least 0x00050000. Otherwise, dwParam2 get set to DISCONNECTMODE\_UNAVAIL.

## Gateway Recording

**Table 80: ClusterID and RecordType in LineGetDevCaps**

| Action                                                              | TSP Messages/Events                                                                                                                                                                      |
|---------------------------------------------------------------------|------------------------------------------------------------------------------------------------------------------------------------------------------------------------------------------|
| Application opens the provider.                                     |                                                                                                                                                                                          |
| Application sends lineGetDevCaps on a line on the CTI Remote Device | <u>LINEGETDEVCAPS::DEVSPECIFIC</u> contains<br>Cisco_LineDevCaps_Ext00080000::recordType = configured recording type<br>Cisco_LineDevCaps_Ext000D0000::clusteID = cluster ID of the line |

Setup:

A is external caller.

CTI RD has remote destination routed externally through a gateway that does not support recording

**Table 81: External Call to a CTI Remote Device Using Ingress Gateway for Forking with Selective Recording**

| Action                                                                                                                                           | TSP Messages/Events                                                                                                                                                                                                                                                                                                                                                                                                                                                                                                                                                                                                                                              |
|--------------------------------------------------------------------------------------------------------------------------------------------------|------------------------------------------------------------------------------------------------------------------------------------------------------------------------------------------------------------------------------------------------------------------------------------------------------------------------------------------------------------------------------------------------------------------------------------------------------------------------------------------------------------------------------------------------------------------------------------------------------------------------------------------------------------------|
| Application opens the provider.                                                                                                                  |                                                                                                                                                                                                                                                                                                                                                                                                                                                                                                                                                                                                                                                                  |
| A calls the CTI RD, remote destination answers                                                                                                   |                                                                                                                                                                                                                                                                                                                                                                                                                                                                                                                                                                                                                                                                  |
| Application issues a<br>CCiscoLineDevSpecificStartCallRecordingwith<br>m_InvocationType =<br>RecordingInvocationType_UserControlledRecording (2) | <p>TSP sends a LINE_REPLY</p> <p>TSP sends a<br/>LineDevSpecific(SLDSMT_RECORDING_STARTED) event<br/><u>LINEGETCALLINFO::DEVSPECIFIC</u></p> <p><b><u>CallAttributeInfo::</u></b></p> <p>PartyDN = Recorder's DN</p> <p>PartyPartition = Recorder's Partition</p> <p>DeviceName = Recorder's Device Name</p> <p>CallAttributeType =<br/>CallAttribute_Recorded_UserInitiatedFromApp (8)</p> <p><b><u>RecordingAttributeInfo_ExtD0::</u></b></p> <p>ForkingDeviceType = MediaForkingType_GW (2)</p> <p>ForkingDeviceName = trunk name to gateway</p> <p>GatewayCallProtocolReference = Cisco GUID</p> <p>ForkingClusterName = clusterID where media is forked</p> |

Setup:

A is external caller.

CTI RD has remote destination routed externally through a gateway that supports recording

**Table 82: External Call to a CTI Remote Device Using Egress Gateway for Forking with Automatic Recording**

| Action                          | TSP Messages/Events |
|---------------------------------|---------------------|
| Application opens the provider. |                     |

| Action                                         | TSP Messages/Events                                                                                                                                                                                                                                                                                                                                                                                                                                                                                                                                                                                 |
|------------------------------------------------|-----------------------------------------------------------------------------------------------------------------------------------------------------------------------------------------------------------------------------------------------------------------------------------------------------------------------------------------------------------------------------------------------------------------------------------------------------------------------------------------------------------------------------------------------------------------------------------------------------|
| A calls the CTI RD, remote destination answers | <p>TSP sends a<br/>LineDevSpecific(SLDSMT_RECORDING_STARTED) event<br/><u>LINEGETCALLINFO::DEVSPECIFIC</u></p> <p><b><u>CallAttributeInfo::</u></b><br/> PartyDN = Recorder's DN<br/> PartyPartition = Recorder's Partition<br/> DeviceName = Recorder's Device Name<br/> CallAttributeType = CallAttribute_Recorded_Automatic (6)</p> <p><b><u>RecordingAttributeInfo_ExtD0::</u></b><br/> ForkingDeviceType = MediaForkingType_GW (2)<br/> ForkingDeviceName = trunk name to gateway<br/> GatewayCallProtocolReference = Cisco GUID<br/> ForkingClusterName = clusterID where media is forked</p> |

Setup:

A is external caller.

CTI RD has remote destination routed externally through a gateway that supports recording

**Table 83: Initiate a Recording at CTIRD Follow by Hold and Resume the Call at the CTIRD**

| Action                                         | TSP Messages/Events                                                                                                                                                                                                                                                                                                                                                                                                                                                                                                                                                                                 |
|------------------------------------------------|-----------------------------------------------------------------------------------------------------------------------------------------------------------------------------------------------------------------------------------------------------------------------------------------------------------------------------------------------------------------------------------------------------------------------------------------------------------------------------------------------------------------------------------------------------------------------------------------------------|
| Application opens the provider.                |                                                                                                                                                                                                                                                                                                                                                                                                                                                                                                                                                                                                     |
| A calls the CTI RD, remote destination answers | <p>TSP sends a<br/>LineDevSpecific(SLDSMT_RECORDING_STARTED) event<br/><u>LINEGETCALLINFO::DEVSPECIFIC</u></p> <p><b><u>CallAttributeInfo::</u></b><br/> PartyDN = Recorder's DN<br/> PartyPartition = Recorder's Partition<br/> DeviceName = Recorder's Device Name<br/> CallAttributeType = CallAttribute_Recorded_Automatic (6)</p> <p><b><u>RecordingAttributeInfo_ExtD0::</u></b><br/> ForkingDeviceType = MediaForkingType_GW (2)<br/> ForkingDeviceName = trunk name to gateway<br/> GatewayCallProtocolReference = Cisco GUID<br/> ForkingClusterName = clusterID where media is forked</p> |

| Action                       | TSP Messages/Events                                                                                                                                                                                                                                                                                                                                                                                                                                                                                                                                                                                                |
|------------------------------|--------------------------------------------------------------------------------------------------------------------------------------------------------------------------------------------------------------------------------------------------------------------------------------------------------------------------------------------------------------------------------------------------------------------------------------------------------------------------------------------------------------------------------------------------------------------------------------------------------------------|
| CTI RD puts the call on hold | TSP sends a LineDevSpecific(SLDSMT_RECORDING_ENDED) event                                                                                                                                                                                                                                                                                                                                                                                                                                                                                                                                                          |
| CTI RD resumes the call      | <p>TSP sends a LineDevSpecific(SLDSMT_RECORDING_STARTED) event</p> <p><u>LINEGETCALLINFO::DEVSPECIFIC</u></p> <p><b><u>CallAttributeInfo::</u></b></p> <p>PartyDN = Recorder's DN</p> <p>PartyPartition = Recorder's Partition</p> <p>DeviceName = Recorder's Device Name</p> <p>CallAttributeType = CallAttribute_Recorded_Automatic (6)</p> <p><b><u>RecordingAttributeInfo_ExtD0::</u></b></p> <p>ForkingDeviceType = MediaForkingType_GW (2)</p> <p>ForkingDeviceName = trunk name to gateway</p> <p>GatewayCallProtocolReference = Cisco GUID</p> <p>ForkingClusterName = clusterID where media is forked</p> |

Setup:

A is external caller.

CTI RD has remote destination routed externally through a gateway that supports recording

**Table 84: Initiate a Recording at CTIRD Follow by Hold and Resume the Call at the Internal Other Party**

| Action                                         | TSP Messages/Events |
|------------------------------------------------|---------------------|
| Application opens the provider.                |                     |
| A calls the CTI RD, remote destination answers |                     |

| Action                                                                                                                                           | TSP Messages/Events                                                                                                                                                                                                                                                                                                                                                                                                                                                                                                                                                                                            |
|--------------------------------------------------------------------------------------------------------------------------------------------------|----------------------------------------------------------------------------------------------------------------------------------------------------------------------------------------------------------------------------------------------------------------------------------------------------------------------------------------------------------------------------------------------------------------------------------------------------------------------------------------------------------------------------------------------------------------------------------------------------------------|
| Application issues a<br>CCiscoLineDevSpecificStartCallRecordingwith<br>m_InvocationType =<br>RecordingInvocationType_UserControlledRecording (2) | TSP sends a LINE_REPLY<br><br>TSP sends a<br>LineDevSpecific(SLDSMT_RECORDING_STARTED) event<br><u>LINEGETCALLINFO::DEVSPECIFIC</u><br><b><u>CallAttributeInfo::</u></b><br>PartyDN = Recorder's DN<br>PartyPartition = Recorder's Partition<br>DeviceName = Recorder's Device Name<br>CallAttributeType =<br>CallAttribute_Recorded_UserInitiatedFromApp (8)<br><b><u>RecordingAttributeInfo_ExtD0::</u></b><br>ForkingDeviceType = MediaForkingType_GW (2)<br>ForkingDeviceName = trunk name to gateway<br>GatewayCallProtocolReference = Cisco GUID<br>ForkingClusterName = clusterID where media is forked |
| A puts the call on hold                                                                                                                          | No events pass by TSP, recording continue                                                                                                                                                                                                                                                                                                                                                                                                                                                                                                                                                                      |
| A resumes the call                                                                                                                               | No events pass by TSP, recording continue                                                                                                                                                                                                                                                                                                                                                                                                                                                                                                                                                                      |

Setup:

A, B are internal callers to the CTI RD

CTI RD has remote destination routed externally through a gateway that supports recording

**Table 85: Initiate a Recording at CTIRD Follow by Internal Other Party Redirects the Call to an Internal 3rd Party**

| Action                                         | TSP Messages/Events |
|------------------------------------------------|---------------------|
| Application opens the provider.                |                     |
| A calls the CTI RD, remote destination answers |                     |

| Action                                                                                                                                           | TSP Messages/Events                                                                                                                                                                                                                                                                                                                                                                                                                                                                                                                                                                                                                                              |
|--------------------------------------------------------------------------------------------------------------------------------------------------|------------------------------------------------------------------------------------------------------------------------------------------------------------------------------------------------------------------------------------------------------------------------------------------------------------------------------------------------------------------------------------------------------------------------------------------------------------------------------------------------------------------------------------------------------------------------------------------------------------------------------------------------------------------|
| Application issues a<br>CCiscoLineDevSpecificStartCallRecordingwith<br>m_InvocationType =<br>RecordingInvocationType_UserControlledRecording (2) | <p>TSP sends a LINE_REPLY</p> <p>TSP sends a<br/>LineDevSpecific(SLDSMT_RECORDING_STARTED) event<br/><u>LINEGETCALLINFO::DEVSPECIFIC</u></p> <p><b><u>CallAttributeInfo::</u></b></p> <p>PartyDN = Recorder's DN</p> <p>PartyPartition = Recorder's Partition</p> <p>DeviceName = Recorder's Device Name</p> <p>CallAttributeType =<br/>CallAttribute_Recorded_UserInitiatedFromApp (8)</p> <p><b><u>RecordingAttributeInfo_ExtD0::</u></b></p> <p>ForkingDeviceType = MediaForkingType_GW (2)</p> <p>ForkingDeviceName = trunk name to gateway</p> <p>GatewayCallProtocolReference = Cisco GUID</p> <p>ForkingClusterName = clusterID where media is forked</p> |
| A redirects the call to B                                                                                                                        | TSP sends a LineDevSpecific(SLDSMT_RECORDING_ENDED) event                                                                                                                                                                                                                                                                                                                                                                                                                                                                                                                                                                                                        |
| B answers the call                                                                                                                               | <p>TSP sends a<br/>LineDevSpecific(SLDSMT_RECORDING_STARTED) event<br/><u>LINEGETCALLINFO::DEVSPECIFIC</u></p> <p><b><u>CallAttributeInfo::</u></b></p> <p>PartyDN = Recorder's DN</p> <p>PartyPartition = Recorder's Partition</p> <p>DeviceName = Recorder's Device Name</p> <p>CallAttributeType =<br/>CallAttribute_Recorded_UserInitiatedFromApp (8)</p> <p><b><u>RecordingAttributeInfo_ExtD0::</u></b></p> <p>ForkingDeviceType = MediaForkingType_GW (2)</p> <p>ForkingDeviceName = trunk name to gateway</p> <p>GatewayCallProtocolReference = Cisco GUID</p> <p>ForkingClusterName = clusterID where media is forked</p>                               |

Setup:

A, B are external callers to the CTI RD through a SIP trunk

CTI RD has remote destination routed externally through a gateway that supports recording

**Table 86: Initiate a Recording at CTIRD Follow by External Other Party Redirects the Call to an External 3rd Party**

| Action                                                                                                                                           | TSP Messages/Events                                                                                                                                                                                                                                                                                                                                                                                                                                                                                                                                                                                                                                                                  |
|--------------------------------------------------------------------------------------------------------------------------------------------------|--------------------------------------------------------------------------------------------------------------------------------------------------------------------------------------------------------------------------------------------------------------------------------------------------------------------------------------------------------------------------------------------------------------------------------------------------------------------------------------------------------------------------------------------------------------------------------------------------------------------------------------------------------------------------------------|
| Application opens the provider.                                                                                                                  |                                                                                                                                                                                                                                                                                                                                                                                                                                                                                                                                                                                                                                                                                      |
| A calls the CTI RD, remote destination answers                                                                                                   |                                                                                                                                                                                                                                                                                                                                                                                                                                                                                                                                                                                                                                                                                      |
| Application issues a<br>CCiscoLineDevSpecificStartCallRecordingwith<br>m_InvocationType =<br>RecordingInvocationType_UserControlledRecording (2) | <p>TSP sends a LINE_REPLY</p> <p>TSP sends a<br/>LineDevSpecific(SLDSMT_RECORDING_STARTED) event<br/><u>LINEGETCALLINFO::DEVSPECIFIC</u></p> <p><b><u>CallAttributeInfo::</u></b><br/> PartyDN = Recorder's DN<br/> PartyPartition = Recorder's Partition<br/> DeviceName = Recorder's Device Name<br/> CallAttributeType =<br/> CallAttribute_Recorded_UserInitiatedFromApp (8)</p> <p><b><u>RecordingAttributeInfo_ExtD0::</u></b><br/> ForkingDeviceType = MediaForkingType_GW (2)<br/> ForkingDeviceName = trunk name to gateway<br/> GatewayCallProtocolReference = Cisco GUID<br/> ForkingClusterName = clusterID where media is forked</p>                                    |
| A redirects the call to B                                                                                                                        |                                                                                                                                                                                                                                                                                                                                                                                                                                                                                                                                                                                                                                                                                      |
| B answers the call                                                                                                                               | <p>TSP sends a LineDevSpecific(SLDSMT_RECORDING_ENDED) event</p> <p>TSP sends a<br/>LineDevSpecific(SLDSMT_RECORDING_STARTED) event<br/><u>LINEGETCALLINFO::DEVSPECIFIC</u></p> <p><b><u>CallAttributeInfo::</u></b><br/> PartyDN = Recorder's DN<br/> PartyPartition = Recorder's Partition<br/> DeviceName = Recorder's Device Name<br/> CallAttributeType =<br/> CallAttribute_Recorded_UserInitiatedFromApp (8)</p> <p><b><u>RecordingAttributeInfo_ExtD0::</u></b><br/> ForkingDeviceType = MediaForkingType_GW (2)<br/> ForkingDeviceName = trunk name to gateway<br/> GatewayCallProtocolReference = Cisco GUID<br/> ForkingClusterName = clusterID where media is forked</p> |

Setup:

A, B are internal callers to the CTI RD

CTI RD has remote destination routed externally through a gateway that supports recording

**Table 87: Initiate a Recording at CTIRD Follow by Internal Other Party Transfers the Call to an Internal 3rd Party**

| Action                                                                                                                                           | TSP Messages/Events                                                                                                                                                                                                                                                                                                                                                                                                                                                                                                                                                                                                                |
|--------------------------------------------------------------------------------------------------------------------------------------------------|------------------------------------------------------------------------------------------------------------------------------------------------------------------------------------------------------------------------------------------------------------------------------------------------------------------------------------------------------------------------------------------------------------------------------------------------------------------------------------------------------------------------------------------------------------------------------------------------------------------------------------|
| Application opens the provider.                                                                                                                  |                                                                                                                                                                                                                                                                                                                                                                                                                                                                                                                                                                                                                                    |
| A calls the CTI RD, remote destination answers                                                                                                   |                                                                                                                                                                                                                                                                                                                                                                                                                                                                                                                                                                                                                                    |
| Application issues a<br>CCiscoLineDevSpecificStartCallRecordingwith<br>m_InvocationType =<br>RecordingInvocationType_UserControlledRecording (2) | <p>TSP sends a LINE_REPLY</p> <p>TSP sends a<br/>LineDevSpecific(SLDSMT_RECORDING_STARTED) event<br/><u>LINEGETCALLINFO::DEVSPECIFIC</u><br/><b><u>CallAttributeInfo::</u></b><br/>PartyDN = Recorder's DN<br/>PartyPartition = Recorder's Partition<br/>DeviceName = Recorder's Device Name<br/>CallAttributeType =<br/>CallAttribute_Recorded_UserInitiatedFromApp (8)<br/><b><u>RecordingAttributeInfo_ExtD0::</u></b><br/>ForkingDeviceType = MediaForkingType_GW (2)<br/>ForkingDeviceName = trunk name to gateway<br/>GatewayCallProtocolReference = Cisco GUID<br/>ForkingClusterName = clusterID where media is forked</p> |
| A setup transfer to B                                                                                                                            |                                                                                                                                                                                                                                                                                                                                                                                                                                                                                                                                                                                                                                    |
| B answers the call                                                                                                                               |                                                                                                                                                                                                                                                                                                                                                                                                                                                                                                                                                                                                                                    |

| Action                        | TSP Messages/Events                                                                                                                                                                                                                                                                                                                                                                                                                                                                                                                                                                                                                                                                                   |
|-------------------------------|-------------------------------------------------------------------------------------------------------------------------------------------------------------------------------------------------------------------------------------------------------------------------------------------------------------------------------------------------------------------------------------------------------------------------------------------------------------------------------------------------------------------------------------------------------------------------------------------------------------------------------------------------------------------------------------------------------|
| A completes the transfer to B | <p>TSP sends a LineDevSpecific(SLDSMT_RECORDING_ENDED) event</p> <p>TSP sends a LineDevSpecific(SLDSMT_RECORDING_STARTED) event</p> <p><u>LINEGETCALLINFO::DEVSPECIFIC</u></p> <p><b><u>CallAttributeInfo::</u></b></p> <p>PartyDN = Recorder's DN</p> <p>PartyPartition = Recorder's Partition</p> <p>DeviceName = Recorder's Device Name</p> <p>CallAttributeType =</p> <p>CallAttribute_Recorded_UserInitiatedFromApp (8)</p> <p><b><u>RecordingAttributeInfo_ExtD0::</u></b></p> <p>ForkingDeviceType = MediaForkingType_GW (2)</p> <p>ForkingDeviceName = trunk name to gateway</p> <p>GatewayCallProtocolReference = Cisco GUID</p> <p>ForkingClusterName = clusterID where media is forked</p> |

Setup:

A, B are external callers to the CTI RD through a SIP trunk

CTI RD has remote destination routed externally through a gateway that supports recording

**Table 88: Initiate a Recording at CTIRD Follow by External Other Party Transfers the Call to an External 3rd Party**

| Action                                         | TSP Messages/Events |
|------------------------------------------------|---------------------|
| Application opens the provider.                |                     |
| A calls the CTI RD, remote destination answers |                     |

| Action                                                                                                                                           | TSP Messages/Events                                                                                                                                                                                                                                                                                                                                                                                                                                                                                                                                                                                                                                                                                 |
|--------------------------------------------------------------------------------------------------------------------------------------------------|-----------------------------------------------------------------------------------------------------------------------------------------------------------------------------------------------------------------------------------------------------------------------------------------------------------------------------------------------------------------------------------------------------------------------------------------------------------------------------------------------------------------------------------------------------------------------------------------------------------------------------------------------------------------------------------------------------|
| Application issues a<br>CCiscoLineDevSpecificStartCallRecordingwith<br>m_InvocationType =<br>RecordingInvocationType_UserControlledRecording (2) | <p>TSP sends a LINE_REPLY</p> <p>TSP sends a<br/>LineDevSpecific(SLDSMT_RECORDING_STARTED) event<br/><u>LINEGETCALLINFO::DEVSPECIFIC</u></p> <p><b><u>CallAttributeInfo::</u></b></p> <p>PartyDN = Recorder's DN</p> <p>PartyPartition = Recorder's Partition</p> <p>DeviceName = Recorder's Device Name</p> <p>CallAttributeType =<br/>CallAttribute_Recorded_UserInitiatedFromApp (8)</p> <p><b><u>RecordingAttributeInfo_ExtD0::</u></b></p> <p>ForkingDeviceType = MediaForkingType_GW (2)</p> <p>ForkingDeviceName = trunk name to gateway</p> <p>GatewayCallProtocolReference = Cisco GUID</p> <p>ForkingClusterName = clusterID where media is forked</p>                                    |
| A setup transfer to B                                                                                                                            |                                                                                                                                                                                                                                                                                                                                                                                                                                                                                                                                                                                                                                                                                                     |
| B answers the call                                                                                                                               |                                                                                                                                                                                                                                                                                                                                                                                                                                                                                                                                                                                                                                                                                                     |
| A completes the transfer to B                                                                                                                    | <p>TSP sends a LineDevSpecific(SLDSMT_RECORDING_ENDED) event</p> <p>TSP sends a<br/>LineDevSpecific(SLDSMT_RECORDING_STARTED) event<br/><u>LINEGETCALLINFO::DEVSPECIFIC</u></p> <p><b><u>CallAttributeInfo::</u></b></p> <p>PartyDN = Recorder's DN</p> <p>PartyPartition = Recorder's Partition</p> <p>DeviceName = Recorder's Device Name</p> <p>CallAttributeType =<br/>CallAttribute_Recorded_UserInitiatedFromApp (8)</p> <p><b><u>RecordingAttributeInfo_ExtD0::</u></b></p> <p>ForkingDeviceType = MediaForkingType_GW (2)</p> <p>ForkingDeviceName = trunk name to gateway</p> <p>GatewayCallProtocolReference = Cisco GUID</p> <p>ForkingClusterName = clusterID where media is forked</p> |

Setup:

A, B are internal callers to the CTI RD

CTI RD has remote destination routed externally through a gateway that supports recording

**Table 89: Initiate a Recording at CTIRD Follow by Internal Other Party Conferences an Internal 3rd Party**

| Action                                                                                                                                           | CTI Messages/Events                                                                                                                                                                                                                                                                                                                                                                                                                                                                                                                                                                                                                |
|--------------------------------------------------------------------------------------------------------------------------------------------------|------------------------------------------------------------------------------------------------------------------------------------------------------------------------------------------------------------------------------------------------------------------------------------------------------------------------------------------------------------------------------------------------------------------------------------------------------------------------------------------------------------------------------------------------------------------------------------------------------------------------------------|
| Application opens the provider.                                                                                                                  |                                                                                                                                                                                                                                                                                                                                                                                                                                                                                                                                                                                                                                    |
| A calls the CTI RD, remote destination answers                                                                                                   |                                                                                                                                                                                                                                                                                                                                                                                                                                                                                                                                                                                                                                    |
| Application issues a<br>CCiscoLineDevSpecificStartCallRecordingwith<br>m_InvocationType =<br>RecordingInvocationType_UserControlledRecording (2) | <p>TSP sends a LINE_REPLY</p> <p>TSP sends a<br/>LineDevSpecific(SLDSMT_RECORDING_STARTED) event<br/><u>LINEGETCALLINFO::DEVSPECIFIC</u><br/><b><u>CallAttributeInfo::</u></b><br/>PartyDN = Recorder's DN<br/>PartyPartition = Recorder's Partition<br/>DeviceName = Recorder's Device Name<br/>CallAttributeType =<br/>CallAttribute_Recorded_UserInitiatedFromApp (8)<br/><b><u>RecordingAttributeInfo_ExtD0::</u></b><br/>ForkingDeviceType = MediaForkingType_GW (2)<br/>ForkingDeviceName = trunk name to gateway<br/>GatewayCallProtocolReference = Cisco GUID<br/>ForkingClusterName = clusterID where media is forked</p> |
| A setup conference to B                                                                                                                          |                                                                                                                                                                                                                                                                                                                                                                                                                                                                                                                                                                                                                                    |
| B answers the call                                                                                                                               |                                                                                                                                                                                                                                                                                                                                                                                                                                                                                                                                                                                                                                    |

| Action                          | CTI Messages/Events                                                                                                                                                                                                                                                                                                                                                                                                                                                                                                                                                                                                                                                                                   |
|---------------------------------|-------------------------------------------------------------------------------------------------------------------------------------------------------------------------------------------------------------------------------------------------------------------------------------------------------------------------------------------------------------------------------------------------------------------------------------------------------------------------------------------------------------------------------------------------------------------------------------------------------------------------------------------------------------------------------------------------------|
| A completes the conference to B | <p>TSP sends a LineDevSpecific(SLDSMT_RECORDING_ENDED) event</p> <p>TSP sends a LineDevSpecific(SLDSMT_RECORDING_STARTED) event</p> <p><u>LINEGETCALLINFO::DEVSPECIFIC</u></p> <p><b><u>CallAttributeInfo::</u></b></p> <p>PartyDN = Recorder's DN</p> <p>PartyPartition = Recorder's Partition</p> <p>DeviceName = Recorder's Device Name</p> <p>CallAttributeType =</p> <p>CallAttribute_Recorded_UserInitiatedFromApp (8)</p> <p><b><u>RecordingAttributeInfo_ExtD0::</u></b></p> <p>ForkingDeviceType = MediaForkingType_GW (2)</p> <p>ForkingDeviceName = trunk name to gateway</p> <p>GatewayCallProtocolReference = Cisco GUID</p> <p>ForkingClusterName = clusterID where media is forked</p> |
| B drops from the conference     | <p>TSP sends a LineDevSpecific(SLDSMT_RECORDING_ENDED) event</p> <p>TSP sends a LineDevSpecific(SLDSMT_RECORDING_STARTED) event</p> <p><u>LINEGETCALLINFO::DEVSPECIFIC</u></p> <p><b><u>CallAttributeInfo::</u></b></p> <p>PartyDN = Recorder's DN</p> <p>PartyPartition = Recorder's Partition</p> <p>DeviceName = Recorder's Device Name</p> <p>CallAttributeType =</p> <p>CallAttribute_Recorded_UserInitiatedFromApp (8)</p> <p><b><u>RecordingAttributeInfo_ExtD0::</u></b></p> <p>ForkingDeviceType = MediaForkingType_GW (2)</p> <p>ForkingDeviceName = trunk name to gateway</p> <p>GatewayCallProtocolReference = Cisco GUID</p> <p>ForkingClusterName = clusterID where media is forked</p> |

Setup:

A, B are internal callers to the CTI RD

CTI RD has remote destination routed externally through a gateway that supports recording

**Table 90: Initiate a Recording at CTIRD Follow by Restart Recording That Fails**

| Action                                                                                                                                           | CTI Messages/Events                                                                                                                                                                                                                                                                                                                                                                                                                                                                                                                                                                                                                                                                                                    |
|--------------------------------------------------------------------------------------------------------------------------------------------------|------------------------------------------------------------------------------------------------------------------------------------------------------------------------------------------------------------------------------------------------------------------------------------------------------------------------------------------------------------------------------------------------------------------------------------------------------------------------------------------------------------------------------------------------------------------------------------------------------------------------------------------------------------------------------------------------------------------------|
| Application opens the provider.                                                                                                                  |                                                                                                                                                                                                                                                                                                                                                                                                                                                                                                                                                                                                                                                                                                                        |
| A calls the CTI RD, remote destination answers                                                                                                   |                                                                                                                                                                                                                                                                                                                                                                                                                                                                                                                                                                                                                                                                                                                        |
| Application issues a<br>CCiscoLineDevSpecificStartCallRecordingwith<br>m_InvocationType =<br>RecordingInvocationType_UserControlledRecording (2) | <p>TSP sends a LINE_REPLY</p> <p>TSP sends a<br/>LineDevSpecific(SLDSMT_RECORDING_STARTED) event<br/><u>LINEGETCALLINFO::DEVSPECIFIC</u></p> <p><b><u>CallAttributeInfo::</u></b></p> <p>PartyDN = Recorder's DN</p> <p>PartyPartition = Recorder's Partition</p> <p>DeviceName = Recorder's Device Name</p> <p>CallAttributeType =<br/>CallAttribute_Recorded_UserInitiatedFromApp (8)</p> <p><b><u>RecordingAttributeInfo_ExtD0::</u></b></p> <p>ForkingDeviceType = MediaForkingType_GW (2)</p> <p>ForkingDeviceName = trunk name to gateway</p> <p>GatewayCallProtocolReference = Cisco GUID</p> <p>ForkingClusterName = clusterID where media is<br/>forkedforkingClusterID = clusterID where media is forked</p> |
| A setup transfer to B                                                                                                                            |                                                                                                                                                                                                                                                                                                                                                                                                                                                                                                                                                                                                                                                                                                                        |
| B answers the call                                                                                                                               |                                                                                                                                                                                                                                                                                                                                                                                                                                                                                                                                                                                                                                                                                                                        |
| A completes the transfer to B                                                                                                                    | <p>There are no recording resource available so TSP sends a<br/>LineDevSpecific(SLDSMT_RECORDING_FAILED) event</p> <p>Application needs to restart the recording</p>                                                                                                                                                                                                                                                                                                                                                                                                                                                                                                                                                   |
| B setup transfer to C                                                                                                                            |                                                                                                                                                                                                                                                                                                                                                                                                                                                                                                                                                                                                                                                                                                                        |
| C answers the call                                                                                                                               |                                                                                                                                                                                                                                                                                                                                                                                                                                                                                                                                                                                                                                                                                                                        |
| B completes the transfer to C                                                                                                                    | No restart of recording by CTI Remote Device.                                                                                                                                                                                                                                                                                                                                                                                                                                                                                                                                                                                                                                                                          |

## Hunt List

Phones -A, B, C and X

Hunt Pilots: HP1

Member LG1, LG2, LG3

HP2.

Member LG11, LG12, LG13 are CTI port

Pickup Group1 : has LG1, LG2, LG3, X

Pickup Group2: has HP1, X

TSP app opens all lines, otherwise will be stated in use case.

## Basic Hunt List Call

| Action                                                      | Events, requests and responses                                                                                                                                                                                                                                                             |
|-------------------------------------------------------------|--------------------------------------------------------------------------------------------------------------------------------------------------------------------------------------------------------------------------------------------------------------------------------------------|
| App initiates call from A to HP1 and call is offered to LG1 | <p>At A:</p> <p>LINE_CALLSTATE -RINGBACK</p> <p>Caller = A</p> <p>Called = HP1,</p> <p>HuntPilot = HP1</p> <p>At LG1:</p> <p>LINE_CALLSTATE -ACCEPTED</p> <p>Caller = A,</p> <p>Called = HP1</p> <p>HuntPilot = HP1</p>                                                                    |
| LG1 answers the call                                        | <p>At A:</p> <p>LINE_CALLSTATE -CONNECTED</p> <p>Caller = A</p> <p>Called = HP1</p> <p>HuntPilot = HP1</p> <p>Connected = LG1</p> <p>HuntPilot = HP1</p> <p>At LG1:</p> <p>LINE_CALLSTATE -CONNECTED</p> <p>Caller = A</p> <p>Called = HP1</p> <p>HuntPilot = HP1</p> <p>Connected = A</p> |

| Action                                                                                                                                                   | Events, requests and responses                                                                                                                                                                                                                                                                |
|----------------------------------------------------------------------------------------------------------------------------------------------------------|-----------------------------------------------------------------------------------------------------------------------------------------------------------------------------------------------------------------------------------------------------------------------------------------------|
| LG2 answers the call                                                                                                                                     | <p>At A:</p> <p>LINE_CALLSTATE -CONNECTED</p> <p>Caller = A</p> <p>Called = HP1</p> <p>HuntPilot = HP1</p> <p>Connected = LG2</p> <p>HuntPilot = HP1</p><br><p>At LG2:</p> <p>LINE_CALLSTATE -CONNECTED</p> <p>Caller = A</p> <p>Called = HP1</p> <p>HuntPilot = HP1</p> <p>Connected = A</p> |
| <p>Variance : perform the test with all HuntList algorithm</p><br><p>Top-Down algorithm</p> <p>Circular algorithm</p> <p>Longest Idle Time algorithm</p> |                                                                                                                                                                                                                                                                                               |

## Hunt List Call Moved to Next Member

| Action                                                      | Events, requests and responses                                                                                                                                                                                         |
|-------------------------------------------------------------|------------------------------------------------------------------------------------------------------------------------------------------------------------------------------------------------------------------------|
| App initiates call from A to HP1 and call is offered to LG1 | <p>At A:<br/>LINE_CALLSTATE -RINGBACK<br/>Caller = A<br/>Called = HP1,<br/>Called Name = HP1<br/>HuntPilot = HP1</p> <p>At LG1:<br/>LINE_CALLSTATE -ACCEPTED<br/>Caller = A,<br/>Called = HP1,<br/>HuntPilot = HP1</p> |
| Call moves from LG1 to LG2                                  | <p>Call at LG1 goes IDLE</p> <p>At LG2:<br/>LINE_CALLSTATE -ACCEPTED<br/>Caller = A,<br/>Called = HP1,<br/>HuntPilot = HP1</p>                                                                                         |

| Action               | Events, requests and responses                                                                                                                                                                                                                                                                |
|----------------------|-----------------------------------------------------------------------------------------------------------------------------------------------------------------------------------------------------------------------------------------------------------------------------------------------|
| LG2 answers the call | <p>At A:</p> <p>LINE_CALLSTATE -CONNECTED</p> <p>Caller = A</p> <p>Called = HP1</p> <p>HuntPilot = HP1</p> <p>Connected = LG2</p> <p>HuntPilot = HP1</p><br><p>At LG2:</p> <p>LINE_CALLSTATE -CONNECTED</p> <p>Caller = A</p> <p>Called = HP1</p> <p>HuntPilot = HP1</p> <p>Connected = A</p> |

### Hunt List Calls FWNA and FWNA Is Not Configured on HuntPilot

| Action                                                      | Events, requests and responses                                                                                                                                                                                              |
|-------------------------------------------------------------|-----------------------------------------------------------------------------------------------------------------------------------------------------------------------------------------------------------------------------|
| App initiates call from A to HP1 and call is offered to LG1 | <p>At A:</p> <p>LINE_CALLSTATE -RINGBACK</p> <p>Caller = A</p> <p>Called = HP1,</p> <p>HuntPilot = HP1</p><br><p>At LG1:</p> <p>LINE_CALLSTATE -ACCEPTED</p> <p>Caller = A,</p> <p>Called = HP1,</p> <p>HuntPilot = HP1</p> |

| Action                                              | Events, requests and responses                                                                                            |
|-----------------------------------------------------|---------------------------------------------------------------------------------------------------------------------------|
| Call moves from LG1 to LG2                          | Call at LG1 goes IDLE<br><br>At LG2:<br>LINE_CALLSTATE -ACCEPTED<br>Caller = A,<br>Called = HP1,<br>HuntPilot = HP1       |
| Call moves from LG2 to LG3                          | Call at LG2 goes IDLE<br><br>At LG3:<br>LINE_CALLSTATE -ACCEPTED<br>Caller = A,<br>Called = HP1,<br>HuntPilot = HP1       |
| Call is aborted since LG3 does not answer the call. | At A: call will go IDLE<br>LINEDISCONNECTMODE_NOANSWER?<br><br>At LG3: call will go IDLE<br>LINEDISCONNECTMODE_NOANSWER ? |

## Hunt List Call FWNA with FWNA to B

| Action                                                      | Events, requests and responses                                                                                                                                                                                              |
|-------------------------------------------------------------|-----------------------------------------------------------------------------------------------------------------------------------------------------------------------------------------------------------------------------|
| App initiates call from A to HP1 and call is offered to LG1 | <p>At A:</p> <p>LINE_CALLSTATE -RINGBACK</p> <p>Caller = A</p> <p>Called = HP1,</p> <p>HuntPilot = HP1</p><br><p>At LG1:</p> <p>LINE_CALLSTATE -ACCEPTED</p> <p>Caller = A,</p> <p>Called = HP1,</p> <p>HuntPilot = HP1</p> |
| Call moves from LG1 to LG2                                  | <p>Call at LG1 goes IDLE</p> <p>At LG2:</p> <p>LINE_CALLSTATE -ACCEPTED</p> <p>Caller = A,</p> <p>Called = HP1,</p> <p>HuntPilot = HP1</p>                                                                                  |
| Call moves from LG2 to LG3                                  | <p>Call at LG2 goes IDLE</p> <p>At LG3:</p> <p>LINE_CALLSTATE -ACCEPTED</p> <p>Caller = A,</p> <p>Called = HP1,</p> <p>HuntPilot = HP1</p>                                                                                  |

| Action                          | Events, requests and responses                                                                                                                                                                                                                                                                                                                     |
|---------------------------------|----------------------------------------------------------------------------------------------------------------------------------------------------------------------------------------------------------------------------------------------------------------------------------------------------------------------------------------------------|
| Call is FWNA to B, and B answer | <p>At A:</p> <p>LINE_CALLSTATE -CONNECTED</p> <p>Caller = A</p> <p>Called = HP1</p> <p>HuntPilot = HP1</p> <p>Connectedid = B</p> <p>At LG3: call will go IDLE</p> <p>At B:</p> <p>LINE_CALLSTATE -CONNECTED</p> <p>Caller = A</p> <p>Called = HP1</p> <p>HuntPilot = HP1</p> <p>Connected = A</p> <p>Redirecting = HP1</p> <p>Redirection = B</p> |

### Hunt List Call Dropped When Hunt List Is Busy and FWB Is Not Configured

| Action                                                                 | Events, requests and responses                                                              |
|------------------------------------------------------------------------|---------------------------------------------------------------------------------------------|
| <p>Make LG1, LG2, LG3 busy</p> <p>App initiates call from A to HP1</p> | <p>At A:</p> <p>Call disconnected after it is initiated.</p> <p>LINEDISCONNECTMODE_BUSY</p> |

## Hunt List Call Is Forwarded When Hunt List Is Busy and FWB Is Configured to B

| Action                                                                                                | Events, requests and responses                                                                                                                                                                                                                                                                       |
|-------------------------------------------------------------------------------------------------------|------------------------------------------------------------------------------------------------------------------------------------------------------------------------------------------------------------------------------------------------------------------------------------------------------|
| <p>Make LG1, LG2, LG3 busy</p> <p>App initiates call from A to HP1 and the call is forwarded to B</p> | <p>At A:</p> <p>LINE_CALLSTATE -RINGBACK</p> <p>Caller = A</p> <p>Called = HP1,</p> <p>Called Name = HP1</p> <p>HuntPilot = HP1</p><br><p>At B:</p> <p>LINE_CALLSTATE -ACCEPTED</p> <p>Caller = A</p> <p>Called = HP1,</p> <p>HuntPilot = HP1</p><br><p>Redirecting = HP1</p> <p>Redirection = B</p> |

## HuntList Call Redirected When in ACCEPT State

| Action                                                                 | Events, requests and responses                                                                                                                                                                                          |
|------------------------------------------------------------------------|-------------------------------------------------------------------------------------------------------------------------------------------------------------------------------------------------------------------------|
| <p>App initiates call from A to HP1 and the call is offered at LG1</p> | <p>At A:</p> <p>LINE_CALLSTATE -RINGBACK</p> <p>Caller = A</p> <p>Called = HP1,</p> <p>HuntPilot = HP1</p> <p>At LG1:</p> <p>LINE_CALLSTATE -ACCEPTED</p> <p>Caller = A</p> <p>Called = HP1,</p> <p>HuntPilot = HP1</p> |

| Action                  | Events, requests and responses                                                                                                                                                                                                                                                                          |
|-------------------------|---------------------------------------------------------------------------------------------------------------------------------------------------------------------------------------------------------------------------------------------------------------------------------------------------------|
| LG1 redirects call to B | <p>At A:</p> <p>LINE_CALLSTATE -RINGBACK</p> <p>Caller = A</p> <p>Called = HP1,</p> <p>HuntPilot = HP1</p> <p>At LG1: Call goes IDLE</p> <p>At B:</p> <p>LINE_CALLSTATE -ACCEPTED</p> <p>Caller = A</p> <p>Called = HP1,</p> <p>HuntPilot = HP1</p> <p>RedirectingID = HP1</p> <p>RedirectionID = B</p> |

## Hunt List Call Redirected When in Connected State

**Table 91: Message Sequence for Hunt List Call Redirected When in Connected State**

| Action                                                          | Events, requests and responses                                                                                                                                                                                          |
|-----------------------------------------------------------------|-------------------------------------------------------------------------------------------------------------------------------------------------------------------------------------------------------------------------|
| App initiates call from A to HP1 and the call is offered at LG1 | <p>At A:</p> <p>LINE_CALLSTATE -RINGBACK</p> <p>Caller = A</p> <p>Called = HP1,</p> <p>HuntPilot = HP1</p> <p>At LG1:</p> <p>LINE_CALLSTATE -ACCEPTED</p> <p>Caller = A</p> <p>Called = HP1,</p> <p>HuntPilot = HP1</p> |

| Action                  | Events, requests and responses                                                                                                                                                                                                                                                                                                     |
|-------------------------|------------------------------------------------------------------------------------------------------------------------------------------------------------------------------------------------------------------------------------------------------------------------------------------------------------------------------------|
| LG1 answers the call    | At A:<br>LINE_CALLSTATE -CONNECTED<br>Caller = A<br>Called = HP1<br>HuntPilot = HP1<br>Connected = LG1<br>HuntPilot = HP1<br>At LG1:<br>LINE_CALLSTATE -CONNECTED<br>Caller = A<br>Called = HP1<br>HuntPilot = HP1<br>Connected = A                                                                                                |
| LG1 redirects call to B | At A :<br>LINE_CALLSTATE -RINGBACK<br>Caller = A<br>Called = HP1<br>HuntPilot = HP1<br>Connected = LG1<br>HuntPilot = HP1<br>RedirectingID = LG1<br>RedirectionID = B<br>At LG1: Call goes IDLE<br>At B:<br>LINE_CALLSTATE -ACCEPTED<br>Caller = A<br>Called = HP1,<br>HuntPilot = HP1<br>RedirectingID = LG1<br>RedirectionID = B |

## Hunt List Call Member Is CTI or RP Port

| Action                         | Events, requests and responses |
|--------------------------------|--------------------------------|
| Same as 8.1, but with CTI port | Similar expectation            |

## Hunt List Call Moved to Different Line Group Members and Answered by CTI Port

**Table 92: Message Sequence for Hunt List Call Moved to Different Line Group Members and Answered by CTI Port**

| Action                         | Events, requests and responses |
|--------------------------------|--------------------------------|
| Same as 8.2, but with CTI port | Similar expectation            |

## Hunt List Call Is Redirected to Another Hunt List

| Action                                                                            | Events, requests and responses                                                                                                                                                                                                                                                                |
|-----------------------------------------------------------------------------------|-----------------------------------------------------------------------------------------------------------------------------------------------------------------------------------------------------------------------------------------------------------------------------------------------|
| App initiates call from A to HP1 and the call is offered at LG1 , and LG1 answers | <p>At A:</p> <p>LINE_CALLSTATE -CONNECTED</p> <p>Caller = A</p> <p>Called = HP1</p> <p>HuntPilot = HP1</p> <p>Connected = LG1</p> <p>HuntPilot = HP1</p><br><p>At LG1:</p> <p>LINE_CALLSTATE -CONNECTED</p> <p>Caller = A</p> <p>Called = HP1</p> <p>HuntPilot = HP1</p> <p>Connected = A</p> |

| Action                                               | Events, requests and responses                                                                                                                                                                                                                                                                                                                                        |
|------------------------------------------------------|-----------------------------------------------------------------------------------------------------------------------------------------------------------------------------------------------------------------------------------------------------------------------------------------------------------------------------------------------------------------------|
| A redirects the call to HP2 and call offered to LG11 | <p>At A: Call goes IDLE</p> <p>At LG1:<br/>LINE_CALLSTATE -RINGBACK<br/>Caller = LG1<br/>HuntPilot = HP1<br/>Called = HP1<br/>HuntPilot = HP1<br/>RedirectionID = HP2<br/>RedirectingID = A</p> <p>At LG11:<br/>LINE_CALLSTATE -ACCEPTED<br/>Caller = LG1<br/>HuntPilot = HP1<br/>Called = HP2,<br/>HuntPilot = HP2<br/>RedirectionID = HP2<br/>RedirectingID = A</p> |

| Action                | Events, requests and responses                                                                                                                                                                                                                                                                                                                                                                                                                                                    |
|-----------------------|-----------------------------------------------------------------------------------------------------------------------------------------------------------------------------------------------------------------------------------------------------------------------------------------------------------------------------------------------------------------------------------------------------------------------------------------------------------------------------------|
| LG11 answers the call | <p>At LG1:</p> <p>LINE_CALLSTATE -CONNECTED</p> <p>Caller = LG1</p> <p>HuntPilot = HP1</p> <p>Called = HP1</p> <p>HuntPilot = HP1</p> <p>Connected = LG11</p> <p>HuntPilot = HP2</p> <p>RedirectingID = A</p> <p>RedirectionID = HP2</p> <p>At LG11:</p> <p>LINE_CALLSTATE -OFFERING</p> <p>Caller = LG1</p> <p>HuntPilot = HP1</p> <p>Called = HP2,</p> <p>HuntPilot = HP2</p> <p>Connected = LG1</p> <p>HuntPilot = HP1</p> <p>RedirectionID = HP2</p> <p>RedirectingID = A</p> |

## Hunt List Call Is Consult Transferred to Another Line

| Action                                                                            | Events, requests and responses                                                                                                                                                                                                                                                                |
|-----------------------------------------------------------------------------------|-----------------------------------------------------------------------------------------------------------------------------------------------------------------------------------------------------------------------------------------------------------------------------------------------|
| App initiates call from A to HP1 and the call is offered at LG1 , and LG1 answers | <p>At A:</p> <p>LINE_CALLSTATE -CONNECTED</p> <p>Caller = A</p> <p>Called = HP1</p> <p>HuntPilot = HP1</p> <p>Connected = LG1</p> <p>HuntPilot = HP1</p><br><p>At LG1:</p> <p>LINE_CALLSTATE -CONNECTED</p> <p>Caller = A</p> <p>Called = HP1</p> <p>HuntPilot = HP1</p> <p>Connected = A</p> |
| LG1 setup transfer to B, B answer                                                 | <p>At LG1</p> <p>Call-1 is put on HOLD</p><br><p>Call-2</p> <p>LINE_CALLSTATE -CONNECTED</p> <p>Caller = LG1</p> <p>Called = B</p> <p>Connected = B</p><br><p>At B:</p> <p>LINE_CALLSTATE -CONNECTED</p> <p>Caller = LG1</p> <p>Called = B</p> <p>Connected = LG1</p>                         |

| Action                 | Events, requests and responses                                                                                                                                                                                                                                                                                                                                                        |
|------------------------|---------------------------------------------------------------------------------------------------------------------------------------------------------------------------------------------------------------------------------------------------------------------------------------------------------------------------------------------------------------------------------------|
| LG1 completes transfer | <p>At A :</p> <p>LINE_CALLSTATE -CONNECTED</p> <p>Caller = A</p> <p>Called = HP1</p> <p>HuntPilot = HP1</p> <p>Connected = B</p> <p>RedirectionID = B</p> <p>RedirectingID = LG1</p> <p>At LG1: both call goes IDLE</p><br><p>At B:</p> <p>LINE_CALLSTATE -CONNECTED</p> <p>Caller = A</p> <p>Called = B</p> <p>Connected = A</p> <p>RedirectionID = B</p> <p>RedirectingID = LG1</p> |

## Hunt List Call Direct Transferred to Another Line

| Action                                                                            | Events, requests and responses                                                                                                                                                                                                                                                                                         |
|-----------------------------------------------------------------------------------|------------------------------------------------------------------------------------------------------------------------------------------------------------------------------------------------------------------------------------------------------------------------------------------------------------------------|
| App initiates call from A to HP1 and the call is offered at LG1 , and LG1 answers | <p>At A:</p> <p>LINE_CALLSTATE -CONNECTED</p> <p>Caller = A</p> <p>Called = HP1</p> <p>HuntPilot = HP1</p> <p>Connected = LG1</p> <p>HuntPilot = HP1</p><br><p>At LG1:</p> <p>LINE_CALLSTATE -CONNECTED</p> <p>Caller = A</p> <p>Called = HP1</p> <p>HuntPilot = HP1</p> <p>Connected = LG1</p> <p>HuntPilot = HP1</p> |
| LG1 calls to B, B answer                                                          | <p>At LG1</p> <p>Call-1 is put on HOLD</p><br><p>Call-2</p> <p>LINE_CALLSTATE -CONNECTED</p> <p>Caller = LG1</p> <p>Called = B</p> <p>Connected = B</p><br><p>At B:</p> <p>LINE_CALLSTATE -CONNECTED</p> <p>Caller = LG1</p> <p>Called = B</p> <p>Connected = B</p>                                                    |

| Action                       | Events, requests and responses                                                                                                                                                                                                                                                                                                                                                        |
|------------------------------|---------------------------------------------------------------------------------------------------------------------------------------------------------------------------------------------------------------------------------------------------------------------------------------------------------------------------------------------------------------------------------------|
| LG1 performs Direct Transfer | <p>At A :</p> <p>LINE_CALLSTATE -CONNECTED</p> <p>Caller = A</p> <p>Called = HP1</p> <p>HuntPilot = HP1</p> <p>Connected = B</p> <p>RedirectionID = B</p> <p>RedirectingID = LG1</p> <p>At LG1: both call goes IDLE</p><br><p>At B:</p> <p>LINE_CALLSTATE -CONNECTED</p> <p>Caller = A</p> <p>Called = B</p> <p>Connected = A</p> <p>RedirectionID = B</p> <p>RedirectingID = LG1</p> |

Hunt List Call Is Conferenced to Another Line

| Action                                                                            | Events, requests and responses                                                                                                                                                                                                                                                                                                                 |
|-----------------------------------------------------------------------------------|------------------------------------------------------------------------------------------------------------------------------------------------------------------------------------------------------------------------------------------------------------------------------------------------------------------------------------------------|
| App initiates call from A to HP1 and the call is offered at LG1 , and LG1 answers | <div>At A:</div> <div>LINE_CALLSTATE -CONNECTED</div> <div>Caller = A</div> <div>Called = HP1</div> <div>HuntPilot = HP1</div> <div>Connected = LG1</div> <div>HuntPilot = HP1</div> <div>At LG1:</div> <div>LINE_CALLSTATE -CONNECTED</div> <div>Caller = A</div> <div>Called = HP1</div> <div>HuntPilot = HP1</div> <div>Connected = A</div> |

| Action                                        | Events, requests and responses                                                                                                                                                                                                                                                                                                                            |
|-----------------------------------------------|-----------------------------------------------------------------------------------------------------------------------------------------------------------------------------------------------------------------------------------------------------------------------------------------------------------------------------------------------------------|
| LG1 setup conference to B, B answers the call | <p>At LG1</p> <p>ONHOLDPENDINGCONF</p> <p>CONFERECECD</p> <p>Caller = A</p> <p>Called = HP1</p> <p>HuntPilot = HP1</p> <p>Connected = LG1</p> <p>HuntPilot = HP1</p> <p>CONNECTED</p> <p>Caller = LG1</p> <p>Called = B</p> <p>Connected = B</p> <p>At B:</p> <p>LINE_CALLSTATE -CONNECTED</p> <p>Caller = LG1</p> <p>Called = B</p> <p>Connected = B</p> |

| Action                   | Events, requests and responses                                                                                                                                                                                                                                                                                                                                                                                                                                                                                                                                                                                                                             |
|--------------------------|------------------------------------------------------------------------------------------------------------------------------------------------------------------------------------------------------------------------------------------------------------------------------------------------------------------------------------------------------------------------------------------------------------------------------------------------------------------------------------------------------------------------------------------------------------------------------------------------------------------------------------------------------------|
| LG1 completes conference | <p>At A:</p> <p>CONNECTED</p> <p>CONFERENCED</p> <p>Caller = A</p> <p>Called = HP1</p> <p>HuntPilot = HP1</p> <p>Connected = LG1</p> <p>HuntPilot = HP1</p> <p>CONFERENCED</p> <p>Caller = A</p> <p>Called = B</p> <p>Connected = B</p><br><p>At LG1:</p> <p>CONNECTED</p> <p>CONFERENCED</p> <p>Caller = A</p> <p>Called = HP1</p> <p>HuntPilot = HP1</p> <p>Connected = A</p> <p>CONFERENCED</p> <p>Caller = LG1</p> <p>Called = B</p> <p>Connected = B</p><br><p>At B:</p> <p>CONNECTED</p> <p>CONFERENCED</p> <p>Caller = LG1</p> <p>Called = B</p> <p>Connected = LG1</p> <p>CONFERENCED</p> <p>Caller = B</p> <p>Called = A</p> <p>Connected = A</p> |

## Hunt List Call Is Joined to Another Line

| Action                                                                            | Events, requests and responses                                                                                                                                                                                                                                                             |
|-----------------------------------------------------------------------------------|--------------------------------------------------------------------------------------------------------------------------------------------------------------------------------------------------------------------------------------------------------------------------------------------|
| App initiates call from A to HP1 and the call is offered at LG1 , and LG1 answers | <p>At A:</p> <p>LINE_CALLSTATE -CONNECTED</p> <p>Caller = A</p> <p>Called = HP1</p> <p>HuntPilot = HP1</p> <p>Connected = LG1</p> <p>HuntPilot = HP1</p> <p>At LG1:</p> <p>LINE_CALLSTATE -CONNECTED</p> <p>Caller = A</p> <p>Called = HP1</p> <p>HuntPilot = HP1</p> <p>Connected = A</p> |

| Action                          | Events, requests and responses                                                                                                                                                                                                                              |
|---------------------------------|-------------------------------------------------------------------------------------------------------------------------------------------------------------------------------------------------------------------------------------------------------------|
| LG1 calls B, B answers the call | At LG1<br>Call-1: ONHOLD<br>Caller = A<br>Called = HP1<br>HuntPilot = HP1<br>Connected = A<br><br>Call-2: CONNECTED<br>Caller = LG1<br>Called = B<br>Connected = B<br><br>At B:<br>LINE_CALLSTATE -CONNECTED<br>Caller = LG1<br>Called = B<br>Connected = B |

| Action            | Events, requests and responses                                                                                                                                                                                                                                                                                                                                                                                                                                                                                                                                                                                                                             |
|-------------------|------------------------------------------------------------------------------------------------------------------------------------------------------------------------------------------------------------------------------------------------------------------------------------------------------------------------------------------------------------------------------------------------------------------------------------------------------------------------------------------------------------------------------------------------------------------------------------------------------------------------------------------------------------|
| LG1 performs Join | <p>At A:</p> <p>CONNECTED</p> <p>CONFERENCED</p> <p>Caller = A</p> <p>Called = HP1</p> <p>HuntPilot = HP1</p> <p>Connected = LG1</p> <p>HuntPilot = HP1</p> <p>CONFERENCED</p> <p>Caller = A</p> <p>Called = B</p> <p>Connected = B</p><br><p>At LG1:</p> <p>CONNECTED</p> <p>CONFERENCED</p> <p>Caller = A</p> <p>Called = HP1</p> <p>HuntPilot = HP1</p> <p>Connected = A</p> <p>CONFERENCED</p> <p>Caller = LG1</p> <p>Called = B</p> <p>Connected = B</p><br><p>At B:</p> <p>CONNECTED</p> <p>CONFERENCED</p> <p>Caller = LG1</p> <p>Called = B</p> <p>Connected = LG1</p> <p>CONFERENCED</p> <p>Caller = B</p> <p>Called = A</p> <p>Connected = A</p> |

Hunt List Call Is Conferenced to Another Hunt List After LG11 Answers

| Action                                                                            | Events, requests and responses                                                                                                                                                                                                                                                                                                                 |
|-----------------------------------------------------------------------------------|------------------------------------------------------------------------------------------------------------------------------------------------------------------------------------------------------------------------------------------------------------------------------------------------------------------------------------------------|
| App initiates call from A to HP1 and the call is offered at LG1 , and LG1 answers | <div>At A:</div> <div>LINE_CALLSTATE -CONNECTED</div> <div>Caller = A</div> <div>Called = HP1</div> <div>HuntPilot = HP1</div> <div>Connected = LG1</div> <div>HuntPilot = HP1</div> <div>At LG1:</div> <div>LINE_CALLSTATE -CONNECTED</div> <div>Caller = A</div> <div>Called = HP1</div> <div>HuntPilot = HP1</div> <div>Connected = A</div> |

| Action                                                                     | Events, requests and responses                                                                                                                                                                                                                                                                                                                                                                                                         |
|----------------------------------------------------------------------------|----------------------------------------------------------------------------------------------------------------------------------------------------------------------------------------------------------------------------------------------------------------------------------------------------------------------------------------------------------------------------------------------------------------------------------------|
| LG1 setup conference to HG2, where alerting on LG11, LG11 answers the call | <p>At LG1</p> <p>ONHOLDPENDINGCONF</p> <p>CONFERECD</p> <p>Caller = A</p> <p>Called = HP1</p> <p>HuntPilot = HP1</p> <p>Connected = A</p> <p>CONNECTED</p> <p>Caller = LG1</p> <p>Called = HP2</p> <p>HuntPilot = HP2</p> <p>Connected = LG11</p> <p>HuntPilot = HG2</p> <p>At LG11:</p> <p>LINE_CALLSTATE -CONNECTED</p> <p>Caller = LG1</p> <p>Called = HP2</p> <p>HuntPilot = HP2</p> <p>Connected = LG1</p> <p>HuntPilot = HG1</p> |

| Action                   | Events, requests and responses                                                                                                                                                                                                                                                                                                                                                                                                                                                                                                                                                 |
|--------------------------|--------------------------------------------------------------------------------------------------------------------------------------------------------------------------------------------------------------------------------------------------------------------------------------------------------------------------------------------------------------------------------------------------------------------------------------------------------------------------------------------------------------------------------------------------------------------------------|
| LG1 completes conference | <p>At A:</p> <p>CONNECTED</p> <p>CONFERENCED</p> <p>Caller = A</p> <p>Called = HP1</p> <p>HuntPilot = HP1</p> <p>Connected = LG1</p> <p>HuntPilot = HP1</p> <p>CONFERENCED</p> <p>Caller = A</p> <p>Called = HP2 -&gt;LG11</p> <p>HuntPilot = HP2</p> <p>Connected = LG11</p> <p>HuntPilot = HP2</p><br><p>At LG1:</p> <p>CONNECTED</p> <p>CONFERECECED</p> <p>Caller = A</p> <p>Called = HP1</p> <p>HuntPilot = HP1</p> <p>Connected = A</p> <p>CONFERENCED</p> <p>Caller = LG1</p> <p>Called = HP2</p> <p>HuntPilot = HP2</p> <p>Connected = LG11</p> <p>HuntPilot = HP2</p> |

| Action | Events, requests and responses                                                                                                                                                                                                                                            |
|--------|---------------------------------------------------------------------------------------------------------------------------------------------------------------------------------------------------------------------------------------------------------------------------|
|        | <p>At LG11:</p> <p>CONNECTED</p> <p>CONFERECECED</p> <p>Caller = LG1</p> <p>Called = HP2</p> <p>HuntPilot = HP2</p> <p>Connected = LG1</p> <p>HuntPilot = HG1</p> <p>HP name = -empty</p> <p>CONFERECECED</p> <p>Caller = LG11</p> <p>Called = A</p> <p>Connected = A</p> |

### Hunt List Call Conferenced to the Same Hunt List and Completes Conference Before Hunt List Agent Answers

| Action                                                                            | Events, requests and responses                                                                                                                                                                                                                                                             |
|-----------------------------------------------------------------------------------|--------------------------------------------------------------------------------------------------------------------------------------------------------------------------------------------------------------------------------------------------------------------------------------------|
| App initiates call from A to HP1 and the call is offered at LG1 , and LG1 answers | <p>At A:</p> <p>LINE_CALLSTATE -CONNECTED</p> <p>Caller = A</p> <p>Called = HP1</p> <p>HuntPilot = HP1</p> <p>Connected = LG1</p> <p>HuntPilot = HP1</p> <p>At LG1:</p> <p>LINE_CALLSTATE -CONNECTED</p> <p>Caller = A</p> <p>Called = HP1</p> <p>HuntPilot = HP1</p> <p>Connected = A</p> |

| Action                                              | Events, requests and responses                                                                                                                                                                                                                                          |
|-----------------------------------------------------|-------------------------------------------------------------------------------------------------------------------------------------------------------------------------------------------------------------------------------------------------------------------------|
| LG1 setup conference to HG1, where alerting on LG2, | At LG1<br>ONHOLDPENDINGCONF<br>CONFERECD<br>Caller = A<br>Called = HP1<br>HuntPilot = HP1<br>Connected = A<br>RINGBACK<br>Caller = LG1<br>Called = HP1<br>HuntPilot = HP1<br><br>At LG2:<br>LINE_CALLSTATE -ACCEPTED<br>Caller = LG1<br>Called = HP2<br>HuntPilot = HP2 |

| Action                   | Events, requests and responses                                                                                                                                                                                                                                                                                                                                                                                                                                                                                                                                      |
|--------------------------|---------------------------------------------------------------------------------------------------------------------------------------------------------------------------------------------------------------------------------------------------------------------------------------------------------------------------------------------------------------------------------------------------------------------------------------------------------------------------------------------------------------------------------------------------------------------|
| LG1 completes conference | <p>At A:</p> <p>CONNECTED</p> <p>CONFERENCED</p> <p>Caller = A</p> <p>Called = HP1</p> <p>HuntPilot = HP1</p> <p>Connected = LG1</p> <p>HuntPilot = HP1</p> <p>CONFERENCED</p> <p>Caller = A</p> <p>Called = HP1</p> <p>HuntPilot = HP1</p> <p>Connected = HP1</p> <p>HuntPilot = HP1</p><br><p>At LG1:</p> <p>CONNECTED</p> <p>CONFERENCECED</p> <p>Caller = A</p> <p>Called = HP1</p> <p>HuntPilot = HP1</p> <p>Connected = A</p> <p>CONFERENCED</p> <p>Caller = LG1</p> <p>Called = HP1</p> <p>HuntPilot = HP1</p> <p>Connected = HP1</p> <p>HuntPilot = HP1</p> |

| Action | Events, requests and responses                                                                                                                                                        |
|--------|---------------------------------------------------------------------------------------------------------------------------------------------------------------------------------------|
|        | At LG2:<br>ACCEPTED<br>CONFERECD<br>Caller = LG1<br>Called = HP1<br>HuntPilot = HP1<br>Connected = LG1<br>HuntPilot = HG1<br>CONFERECD<br>Caller = LG2<br>Called = A<br>Connected = A |

| Action               | Events, requests and responses                                                                                                                                                                                                                                                                                                                                                                                                                                                                                                                                                                                                         |
|----------------------|----------------------------------------------------------------------------------------------------------------------------------------------------------------------------------------------------------------------------------------------------------------------------------------------------------------------------------------------------------------------------------------------------------------------------------------------------------------------------------------------------------------------------------------------------------------------------------------------------------------------------------------|
| LG2 answers the call | <p>At A:</p> <p>CONNECTED</p> <p>CONFERENCED</p> <p>Caller = A</p> <p>Called = HP1</p> <p>HuntPilot = HP1</p> <p>Connected = LG1</p> <p>Called Name = LG1</p> <p>HuntPilot = HP1</p> <p>CONFERENCED</p> <p>Caller = A</p> <p>Called = HP1</p> <p>HuntPilot = HP1</p> <p>Connected = LG2</p> <p>ConnectedName = LG2</p> <p>HuntPilot = HP1</p><br><p>At LG1:</p> <p>CONNECTED</p> <p>CONFERECECED</p> <p>Caller = A</p> <p>Called = HP1</p> <p>Connected = A</p> <p>CONFERENCED</p> <p>Caller = LG1</p> <p>Called = HP1</p> <p>HuntPilot = HP1</p> <p>Connected = LG2</p> <p>HuntPilot = HP1</p> <p>Called = A</p> <p>Connected = A</p> |

| Action | Events, requests and responses                                                                                                                           |
|--------|----------------------------------------------------------------------------------------------------------------------------------------------------------|
|        | At LG2:<br>CONNECTED<br>CONFERECD<br>Caller = LG1<br>Called = HP1<br>HuntPilot = HP1<br>Connected = LG1<br>HuntPilot = HG1<br>CONFERECD<br>Caller = LG11 |

Hunt List Basic Call with SharedLine

LG1' is sharedline with LG1

| Action                                                                            | Events, requests and responses                                                                                                                                                                                                                                                                                                                                                                                                               |
|-----------------------------------------------------------------------------------|----------------------------------------------------------------------------------------------------------------------------------------------------------------------------------------------------------------------------------------------------------------------------------------------------------------------------------------------------------------------------------------------------------------------------------------------|
| App initiates call from A to HP1 and the call is offered at LG1 , and LG1 answers | <p>At A:</p> <p>LINE_CALLSTATE -CONNECTED</p> <p>Caller = A</p> <p>Called = HP1</p> <p>HuntPilot = HP1</p> <p>Connected = LG1</p> <p>HuntPilot = HP1</p><br><p>At LG1:</p> <p>LINE_CALLSTATE -CONNECTED</p> <p>Caller = A</p> <p>Called = HP1</p> <p>HuntPilot = HP1</p> <p>Connected = A</p><br><p>At LG1':</p> <p>LINE_CALLSTATE -CONNECTED INACTIVE</p> <p>Caller = A</p> <p>Called = HP1</p> <p>HuntPilot = HP1</p> <p>Connected = A</p> |

## Hunt List Basic Call with DND-R Configured on LG1

| Action                                                                                                       | Events, requests and responses                                                                                                                                                                                                                                                                |
|--------------------------------------------------------------------------------------------------------------|-----------------------------------------------------------------------------------------------------------------------------------------------------------------------------------------------------------------------------------------------------------------------------------------------|
| App initiates call from A to HP1 and the call is offered at LG2 since LG1 has DND enabled.. Then LG2 answers | <p>At A:</p> <p>LINE_CALLSTATE -CONNECTED</p> <p>Caller = A</p> <p>Called = HP1</p> <p>HuntPilot = HP1</p> <p>Connected = LG2</p> <p>HuntPilot = HP1</p><br><p>At LG2:</p> <p>LINE_CALLSTATE -CONNECTED</p> <p>Caller = A</p> <p>Called = HP1</p> <p>HuntPilot = HP1</p> <p>Connected = A</p> |

## Hunt List Call Put in Conference via Join Operation

| Action              | Events, requests and responses                                                                                                                                                                                                 |
|---------------------|--------------------------------------------------------------------------------------------------------------------------------------------------------------------------------------------------------------------------------|
| B calls A, A answer | <p>At A:</p> <p>Call-1</p> <p>LINE_CALLSTATE -CONNECTED</p> <p>Caller = B</p> <p>Called = A</p> <p>Connected = B</p><br><p>At G:</p> <p>LINE_CALLSTATE -CONNECTED</p> <p>Caller = B</p> <p>Called = A</p> <p>Connected = A</p> |

| Action                                                                                   | Events, requests and responses                                                                                                                                                                                                                                                             |
|------------------------------------------------------------------------------------------|--------------------------------------------------------------------------------------------------------------------------------------------------------------------------------------------------------------------------------------------------------------------------------------------|
| <p>App initiates call from A to HP1 and the call is offered at LG1 , and LG1 answers</p> | <p>At A:<br/>Call-1 is on HOLD<br/>Call-2<br/>LINE_CALLSTATE -CONNECTED<br/>Caller = A<br/>Called = HP1<br/>HuntPilot = HP1<br/>Connected = LG1<br/>HuntPilot = HP1</p> <p>At LG1:<br/>LINE_CALLSTATE -CONNECTED<br/>Caller = A<br/>Called = HP1<br/>HuntPilot = HP1<br/>Connected = A</p> |

| Action                                                          | Events, requests and responses                                                                                                                                                                                                                                                                                                                                                                                                                                                                                                                                                                                                                                                                     |
|-----------------------------------------------------------------|----------------------------------------------------------------------------------------------------------------------------------------------------------------------------------------------------------------------------------------------------------------------------------------------------------------------------------------------------------------------------------------------------------------------------------------------------------------------------------------------------------------------------------------------------------------------------------------------------------------------------------------------------------------------------------------------------|
| Application initiates JOIN calls on A with final call as call-1 | <p>At A:</p> <p>CONNECTED</p> <p>CONFERENCED</p> <p>Caller = A</p> <p>Called = HP1</p> <p>HuntPilot = HP1</p> <p>Connected = LG1</p> <p>HuntPilot = HP1</p> <p>CONFERENCED</p> <p>Caller = B</p> <p>Called = A</p> <p>Connected = B</p> <p>At LG1:</p> <p>CONNECTED</p> <p>CONFERENCED</p> <p>Caller = A</p> <p>Called = HP1</p> <p>HuntPilot = HP1</p> <p>Connected = A</p> <p>CONFERENCED</p> <p>Caller = LG1</p> <p>Called = B</p> <p>Connected = B</p> <p>At B:</p> <p>CONNECTED</p> <p>CONFERENCED</p> <p>Caller = B</p> <p>Called = A</p> <p>Connected = A</p> <p>CONFERENCED</p> <p>Caller = B</p> <p>Called = LG1</p> <p>HuntPilot = HP1</p> <p>Connected = LG1</p> <p>HuntPilot = HP1</p> |

## Hunt List Call Is Picked Up From Pickup Group -G-Pickup Auto Pick Pp Is Enabled

| Action                                                          | Events, requests and responses                                                                                                                                                                                                                                                                                 |
|-----------------------------------------------------------------|----------------------------------------------------------------------------------------------------------------------------------------------------------------------------------------------------------------------------------------------------------------------------------------------------------------|
| App initiates call from A to HP1 and the call is offered at LG1 | <p>At A:<br/> LINE_CALLSTATE -RINGBACK<br/> Caller = A<br/> Called = HP1,<br/> HuntPilot = HP1</p> <p>At LG1:<br/> LINE_CALLSTATE -ACCEPTED<br/> Caller = A<br/> Called = HP1,<br/> HuntPilot = HP1</p>                                                                                                        |
| Line X got notification of the call                             | Got call pickup notification of call offering at LG1                                                                                                                                                                                                                                                           |
| Line X does group pick from LG1                                 | <p>At A:<br/> LINE_CALLSTATE -CONNECTED<br/> Caller = X<br/> Called = HP1,<br/> HuntPilot = HP1<br/> ConnectedID = X</p> <p>At X:<br/> LINE_CALLSTATE -PROCEEDING<br/> Caller = X<br/> Called = PickGroup#</p> <p>LINE_CALLSTATE -CONNECTED<br/> Caller = X<br/> Called = PickGroup#,<br/> ConnectedID = A</p> |

## Hunt List Call Is Picked Up From Pickup Group When LG1 Is in Pickup Group 1 -Auto Pickup Disabled

| Action                                                          | Events, requests and responses                                                                                                                                                                                                                                                                  |
|-----------------------------------------------------------------|-------------------------------------------------------------------------------------------------------------------------------------------------------------------------------------------------------------------------------------------------------------------------------------------------|
| App initiates call from A to HP1 and the call is offered at LG1 | <p>At A:</p> <p>LINE_CALLSTATE -RINGBACK</p> <p>Caller = A</p> <p>Called = HP1,</p> <p>HuntPilot = HP1</p><br><p>At LG1:</p> <p>LINE_CALLSTATE -ACCEPTED</p> <p>Caller = A</p> <p>Called = HP1,</p> <p>HuntPilot = HP1</p>                                                                      |
| Line X got notification of the call                             | Got call pickup notification of call offering at LG1                                                                                                                                                                                                                                            |
| Line X does group pick from LG1                                 | Original pickup call goes IDLE                                                                                                                                                                                                                                                                  |
| X got server call about the pickup call                         | <p>At A:</p> <p>LINE_CALLSTATE -CONNECTED</p> <p>Caller = A</p> <p>Called = HP1,</p> <p>HuntPilot = HP1</p><br><p>ConnectedID = X</p><br><p>At X: new call offered at X from server, and answer</p> <p>LINE_CALLSTATE -CONNECTED</p> <p>Caller = A</p> <p>Called = X</p> <p>ConnectedID = A</p> |

## Hunt List Call Is Picked Up From Pickup Group When HP2 Is in Pickup Group 2 -Auto Pick Up Enabled

| Action                                                           | Events, requests and responses                                                                                                                                                                                                        |
|------------------------------------------------------------------|---------------------------------------------------------------------------------------------------------------------------------------------------------------------------------------------------------------------------------------|
| App initiates call from A to HP2 and the call is offered at LG11 | <p>At A:<br/> LINE_CALLSTATE -RINGBACK<br/> Caller = A<br/> Called = HP2,<br/> HuntPilot = HP2</p> <p>At LG11:<br/> LINE_CALLSTATE -ACCEPTED<br/> Caller = A<br/> Called = HP2,<br/> HuntPilot = HP2</p>                              |
| Line X got notification of the call                              | Got call pickup notification of call offering at HP2                                                                                                                                                                                  |
| Line X does group pick from HP2                                  | <p>At A:<br/> LINE_CALLSTATE -CONNECTED<br/> Caller = A<br/> Called = HP2,<br/> HuntPilot = HP2</p> <p>ConnectedID = X</p> <p>At X:<br/> LINE_CALLSTATE -CONNECTED<br/> Caller = X<br/> Called = PickGroup#,<br/> ConnectedID = A</p> |

Conferenced Hunt List Call Becomes Two-Party Call

| Action                                                                            | Events, requests and responses                                                                                                                                                                                                                                                                                                                                                                    |
|-----------------------------------------------------------------------------------|---------------------------------------------------------------------------------------------------------------------------------------------------------------------------------------------------------------------------------------------------------------------------------------------------------------------------------------------------------------------------------------------------|
| App initiates call from A to HP1 and the call is offered at LG1 , and LG1 answers | <div>At A:</div> <div>LINE_CALLSTATE -CONNECTED</div> <div>Caller = A</div> <div>Called = HP1</div> <div>HuntPilot = HP1</div> <div><br/></div> <div>Connected = LG1</div> <div>HuntPilot = HP1</div> <div><br/></div> <div>At LG1:</div> <div>LINE_CALLSTATE -CONNECTED</div> <div>Caller = A</div> <div>Called = HP1</div> <div>HuntPilot = HP1</div> <div><br/></div> <div>Connected = A</div> |

| Action                                                                     | Events, requests and responses                                                                                                                                                                                                                                                                                                                                                                                                                     |
|----------------------------------------------------------------------------|----------------------------------------------------------------------------------------------------------------------------------------------------------------------------------------------------------------------------------------------------------------------------------------------------------------------------------------------------------------------------------------------------------------------------------------------------|
| LG1 setup conference to HG2, where alerting on LG11, LG11 answers the call | <p>At LG1</p> <p>ONHOLDPENDINGCONF</p> <p>CONFERECECD</p> <p>Caller = A</p> <p>Called = HP1</p> <p>HuntPilot = HP1</p><br><p>Connected = A</p> <p>CONNECTED</p> <p>Caller = LG1</p> <p>Called = HP2</p> <p>HuntPilot = HP2</p><br><p>Connected = LG11</p> <p>HuntPilot = HG2</p><br><p>At B:</p> <p>LINE_CALLSTATE -CONNECTED</p> <p>Caller = LG1</p> <p>Called = HP2</p> <p>HuntPilot = HP2</p><br><p>Connected = LG11</p> <p>HuntPilot = HG2</p> |

| Action                   | Events, requests and responses                                                                                                                                                                                                                                                                                                                                                                                                                                                                                                                                            |
|--------------------------|---------------------------------------------------------------------------------------------------------------------------------------------------------------------------------------------------------------------------------------------------------------------------------------------------------------------------------------------------------------------------------------------------------------------------------------------------------------------------------------------------------------------------------------------------------------------------|
| LG1 completes conference | <p>At A:</p> <p>CONNECTED</p> <p>CONFERENCED</p> <p>Caller = A</p> <p>Called = HP1</p> <p>HuntPilot = HP1</p><br><p>Connected = LG1</p> <p>Called Name = LG1</p> <p>HuntPilot = HP1</p> <p>CONFERENCED</p> <p>Caller = A</p> <p>Called = LG11</p> <p>HuntPilot = HP2</p> <p>Connected = LG11</p> <p>HuntPilot = HP2</p><br><p>At LG1:</p> <p>CONNECTED</p> <p>CONFERENCED</p> <p>Caller = A</p> <p>Called = HP1</p> <p>HuntPilot = HP1</p> <p>CONNECTED</p> <p>Caller = LG1</p> <p>Called = HP2</p> <p>HuntPilot = HP2</p> <p>Connected = LG11</p> <p>HuntPilot = HP2</p> |

| Action          | Events, requests and responses                                                                                                                                                                                                                                                                                                                                                                                                                                    |
|-----------------|-------------------------------------------------------------------------------------------------------------------------------------------------------------------------------------------------------------------------------------------------------------------------------------------------------------------------------------------------------------------------------------------------------------------------------------------------------------------|
|                 | <p>At LG11:</p> <p>CONNECTED</p> <p>Caller = LG1</p> <p>Called = HP2</p> <p>HuntPilot = HP2</p> <p>Connected = LG11</p> <p>HuntPilot = HG2</p> <p>CONFERENCECED</p> <p>Caller = LG11</p> <p>Called = A</p> <p>Connected = A</p>                                                                                                                                                                                                                                   |
| LG11 drops call | <p>At A:</p> <p>Conf Parent call goes IDLE</p> <p>CONFERENCECED call to LG11 goes IDLE</p> <p>CONNECTED</p> <p>Caller = A</p> <p>Called = HP1</p> <p>HuntPilot = HP1</p> <p>Connected = LG1</p> <p>HuntPilot = HP1</p><br><p>At LG1:</p> <p>Conf Parent call goes IDLE</p> <p>CONFERENCECED call to LG11 goes IDLE</p> <p>CONNECTED</p> <p>Caller = A</p> <p>Called = HP1</p> <p>HuntPilot = HP1</p> <p>Connected = A</p><br><p>At LG11:</p> <p>Calls go IDLE</p> |

Hunt List Broadcast Scenario (Broadcast Option Is Configured on HP1)

| Action                                                                    | Events, requests and responses                                                                                                                                                                                                                                                                                                                                                                                                                    |
|---------------------------------------------------------------------------|---------------------------------------------------------------------------------------------------------------------------------------------------------------------------------------------------------------------------------------------------------------------------------------------------------------------------------------------------------------------------------------------------------------------------------------------------|
| App initiates call from A to HP1, and call is offered at LG1, LG2 and LG3 | <p>At A:</p> <p>LINE_CALLSTATE -RINGBACK</p> <p>Caller = A</p> <p>Called = HP1,</p> <p>HuntPilot = HP1</p> <p>At LG1:</p> <p>LINE_CALLSTATE -ACCEPTED</p> <p>Caller = A</p> <p>Called = HP1,</p> <p>HuntPilot = HP1</p> <p>At LG2:</p> <p>LINE_CALLSTATE -ACCEPTED</p> <p>Caller = A</p> <p>Called = HP1,</p> <p>HuntPilot = HP1</p> <p>At LG3:</p> <p>LINE_CALLSTATE -ACCEPTED</p> <p>Caller = A</p> <p>Called = HP1,</p> <p>HuntPilot = HP1</p> |



**Note** HP Broadcast is not supported when interacting with Call PickUp feature.

Hunt List Call Is Involved in c-Barge Conference

LG1' is sharedline with LG1

| Action                                                                            | Events, requests and responses                                                                                                                                                                                                                                                                                                                                                                                                         |
|-----------------------------------------------------------------------------------|----------------------------------------------------------------------------------------------------------------------------------------------------------------------------------------------------------------------------------------------------------------------------------------------------------------------------------------------------------------------------------------------------------------------------------------|
| App initiates call from A to HP1 and the call is offered at LG1 , and LG1 answers | <p>At A:</p> <p>LINE_CALLSTATE -CONNECTED</p> <p>Caller = A</p> <p>Called = HP1</p> <p>HuntPilot = HP1</p> <p>Connected = LG1</p> <p>HuntPilot = HP1</p> <p>At LG1:</p> <p>LINE_CALLSTATE -CONNECTED</p> <p>Caller = A</p> <p>Called = HP1</p> <p>HuntPilot = HP1</p> <p>Connected = A</p> <p>At LG1':</p> <p>LINE_CALLSTATE -CONNECTED INACTIVE</p> <p>Caller = A</p> <p>Called = HP1</p> <p>HuntPilot = HP1</p> <p>Connected = A</p> |

| Action                                        | Events, requests and responses                                                                                                                                                                                                                                                                                                                                                                                                                                                                                                                                                                   |
|-----------------------------------------------|--------------------------------------------------------------------------------------------------------------------------------------------------------------------------------------------------------------------------------------------------------------------------------------------------------------------------------------------------------------------------------------------------------------------------------------------------------------------------------------------------------------------------------------------------------------------------------------------------|
| LG1 setup conference to B, B answers the call | <p>At LG1</p> <p>ONHOLDPENDINGCONF</p> <p>CONFERECD</p> <p>Caller = A</p> <p>Called = HP1</p> <p>HuntPilot = HP1</p> <p>Connected = A</p> <p>CONNECTED</p> <p>Caller = LG1</p> <p>Called = B</p> <p>Connected = B</p> <p>At LG1':</p> <p>LINE_CALLSTATE -CONNECTED INACTIVE</p> <p>Caller = A</p> <p>Called = HP1</p> <p>HuntPilot = HP1</p> <p>Connected = A</p> <p>LINE_CALLSTATE -CONNECTED INACTIVE</p> <p>CONNECTED</p> <p>Caller = LG1</p> <p>Called = B</p> <p>Connected = B</p> <p>At B:</p> <p>LINE_CALLSTATE -CONNECTED</p> <p>Caller = LG1</p> <p>Called = B</p> <p>Connected = B</p> |

| Action                   | Events, requests and responses                                                                                                                                                                                                                                                                                                                                                                                                                                                                             |
|--------------------------|------------------------------------------------------------------------------------------------------------------------------------------------------------------------------------------------------------------------------------------------------------------------------------------------------------------------------------------------------------------------------------------------------------------------------------------------------------------------------------------------------------|
| LG1 completes conference | <p>At A:</p> <p>CONNECTED</p> <p>CONFERENCED</p> <p>Caller = A</p> <p>Called = HP1</p> <p>HuntPilot = HP1</p> <p>Connected = LG1</p> <p>HuntPilot = HP1</p> <p>CONFERENCED</p> <p>Caller = A</p> <p>Called = B</p> <p>Called Name = B</p> <p>Connected = B</p> <p>Called Name = B</p> <p>At LG1:</p> <p>CONNECTED</p> <p>CONFERENCECED</p> <p>Caller = A</p> <p>Called = HP1</p> <p>HuntPilot = HP1</p> <p>Connected = A</p> <p>CONFERENCED</p> <p>Caller = LG1</p> <p>Called = B</p> <p>Connected = B</p> |

| Action | Events, requests and responses                                                                                                                                                                                                                                                                                                            |
|--------|-------------------------------------------------------------------------------------------------------------------------------------------------------------------------------------------------------------------------------------------------------------------------------------------------------------------------------------------|
|        | At LG1':<br>CONNECTED INACTIVE<br>CONFERECECED<br>Caller = A<br>Called = HP1<br>HuntPilot = HP1<br>Connected = A<br>CONFERENCECED<br>Caller = LG1<br>Called = B<br>Connected = B<br><br>At B:<br>CONNECTED<br>CONFERENCECED<br>Caller = LG1<br>Called = B<br>Connected = LG1<br>CONFERECECED<br>Caller = B<br>Called = A<br>Connected = A |

| Action          | Events, requests and responses                                                                                                                                                                                                                                                                                                                                                                                                                                                                                                                                                                                                                            |
|-----------------|-----------------------------------------------------------------------------------------------------------------------------------------------------------------------------------------------------------------------------------------------------------------------------------------------------------------------------------------------------------------------------------------------------------------------------------------------------------------------------------------------------------------------------------------------------------------------------------------------------------------------------------------------------------|
| LG1' cBarges in | <p>At A:</p> <p>CONNECTED</p> <p>CONFERENCED</p> <p>Caller = A</p> <p>Called = HP1</p> <p>HuntPilot = HP1</p> <p>Connected = LG1</p> <p>HuntPilot = HP1</p> <p>CONFERENCED</p> <p>Caller = A</p> <p>Called = B</p> <p>Connected = B</p> <p>CONFERENCED</p> <p>Caller = A</p> <p>Called = LG1'</p> <p>Connected = LG1'</p> <p>At LG1:</p> <p>CONNECTED</p> <p>CONFERENCED</p> <p>Caller = A</p> <p>Called = HP1</p> <p>HuntPilot = HP1</p> <p>Connected = LG1</p> <p>HuntPilot = HP1</p> <p>CONFERENCED</p> <p>Caller = LG1</p> <p>Called = B</p> <p>Connected = B</p> <p>CONFERENCED</p> <p>Caller = LG1</p> <p>Called = LG1'</p> <p>Connected = LG1'</p> |

| Action | Events, requests and responses                                                                                                                                                                                                                                                                                                                                                                                                                                                                                                                                                                                                                                                                 |
|--------|------------------------------------------------------------------------------------------------------------------------------------------------------------------------------------------------------------------------------------------------------------------------------------------------------------------------------------------------------------------------------------------------------------------------------------------------------------------------------------------------------------------------------------------------------------------------------------------------------------------------------------------------------------------------------------------------|
|        | <p>CONNECTED INACTIVE</p> <p>CONFERENCECED</p> <p>Caller = LG1'</p> <p>Called = LG1</p> <p>HuntPilot = HP1</p> <p>Connected = LG1</p> <p>HuntPilot = HP1</p> <p>CONFERENCECED</p> <p>Caller = LG1'</p> <p>Called = B</p> <p>Connected = B</p> <p>CONFERENCECED</p> <p>Caller = LG1'</p> <p>Called = A</p> <p>Connected = A</p> <p>At LG1':</p> <p>CONNECTED</p> <p>CONFERENCECED</p> <p>Caller = LG1'</p> <p>Called = LG1</p> <p>HuntPilot = HP1</p> <p>Connected = LG1</p> <p>HuntPilot = HP1</p> <p>CONFERENCECED</p> <p>Caller = LG1'</p> <p>Called = B</p> <p>Connected = B</p> <p>CONFERENCECED</p> <p>Caller = LG1'</p> <p>Called = A</p> <p>Connected = A</p> <p>CONNECTED INACTIVE</p> |

| Action | Events, requests and responses                                                                                                                                                                                                                                                                                                                                                                                                                                                                                                                       |
|--------|------------------------------------------------------------------------------------------------------------------------------------------------------------------------------------------------------------------------------------------------------------------------------------------------------------------------------------------------------------------------------------------------------------------------------------------------------------------------------------------------------------------------------------------------------|
|        | <p>CONFERECECED</p> <p>Caller = A</p> <p>Called = HP1</p> <p>HuntPilot = HP1</p> <p>Connected = A</p> <p>CONFERENCED</p> <p>Caller = LG1</p> <p>Called = B</p> <p>Connected = B</p> <p>CONFERENCED</p> <p>Caller = LG1</p> <p>Called = LG1'</p> <p>Connected = LG1'</p> <p>At B:</p> <p>CONNECTED</p> <p>CONFERENCED</p> <p>Caller = LG1</p> <p>Called = B</p> <p>Connected = LG1</p> <p>CONFERECECED</p> <p>Caller = B</p> <p>Called = A</p> <p>Connected = A</p> <p>CONFERENCED</p> <p>Caller = B</p> <p>Called = LG1'</p> <p>Connected = LG1'</p> |

Hunt List Feature Interact with Four-Party Conference

| Action                                                                            | Events, requests and responses                                                                                                                                                                                                                                                                                                                 |
|-----------------------------------------------------------------------------------|------------------------------------------------------------------------------------------------------------------------------------------------------------------------------------------------------------------------------------------------------------------------------------------------------------------------------------------------|
| App initiates call from A to HP1 and the call is offered at LG1 , and LG1 answers | <div>At A:</div> <div>LINE_CALLSTATE -CONNECTED</div> <div>Caller = A</div> <div>Called = HP1</div> <div>HuntPilot = HP1</div> <div>Connected = LG1</div> <div>HuntPilot = HP1</div> <div>At LG1:</div> <div>LINE_CALLSTATE -CONNECTED</div> <div>Caller = A</div> <div>Called = HP1</div> <div>HuntPilot = HP1</div> <div>Connected = A</div> |

| Action                                                                     | Events, requests and responses                                                                                                                                                                                                                                                                                                                                                                                                           |
|----------------------------------------------------------------------------|------------------------------------------------------------------------------------------------------------------------------------------------------------------------------------------------------------------------------------------------------------------------------------------------------------------------------------------------------------------------------------------------------------------------------------------|
| LG1 setup conference to HG2, where alerting on LG11, LG11 answers the call | <p>At LG1</p> <p>ONHOLDPENDINGCONF</p> <p>CONFERECEd</p> <p>Caller = A</p> <p>Called = HP1</p> <p>HuntPilot = HP1</p> <p>Connected = A</p> <p>CONNECTED</p> <p>Caller = LG1</p> <p>Called = LG11</p> <p>HuntPilot = HP2</p> <p>Connected = LG11</p> <p>HuntPilot = HG2</p> <p>At LG11:</p> <p>LINE_CALLSTATE -CONNECTED</p> <p>Caller = LG1</p> <p>Called = HP2</p> <p>HuntPilot = HP2</p> <p>Connected = LG1</p> <p>HuntPilot = HG1</p> |

| Action                   | Events, requests and responses                                                                                                                                                                                                                                                                                                                                                                                                                                                                                                                                                                                                                                                                |
|--------------------------|-----------------------------------------------------------------------------------------------------------------------------------------------------------------------------------------------------------------------------------------------------------------------------------------------------------------------------------------------------------------------------------------------------------------------------------------------------------------------------------------------------------------------------------------------------------------------------------------------------------------------------------------------------------------------------------------------|
| LG1 completes conference | <p>At A:</p> <p>CONNECTED</p> <p>CONFERENCED</p> <p>Caller = A</p> <p>Called = HP1</p> <p>HuntPilot = HP1</p> <p>Connected = LG1</p> <p>HuntPilot = HP1</p> <p>CONFERENCED</p> <p>Caller = A</p> <p>Called = HG2</p> <p>Connected = LG11</p> <p>HuntPilot = HP2</p><br><p>At LG1:</p> <p>CONNECTED</p> <p>CONFERECECED</p> <p>Caller = A</p> <p>Called = HP1</p> <p>HuntPilot = HP1</p> <p>Connected = A</p> <p>CONFERECECED</p> <p>Caller = LG1</p> <p>Called = HP2</p> <p>Connected = LG11</p> <p>HuntPilot = HP2</p><br><p>At LG11:</p> <p>CONNECTED</p> <p>CONFERECECED</p> <p>Caller = LG1</p> <p>Called = HP2</p> <p>HuntPilot = HP2</p> <p>Connected = LG11</p> <p>HuntPilot = HG2</p> |

| Action                                        | Events, requests and responses                                                                                                                                                                                                                                                                                                                     |
|-----------------------------------------------|----------------------------------------------------------------------------------------------------------------------------------------------------------------------------------------------------------------------------------------------------------------------------------------------------------------------------------------------------|
|                                               | CONFERECEDED<br>Caller = LG11<br>Called = A<br>Connected = A                                                                                                                                                                                                                                                                                       |
| LG1 setup conference to X, X answers the call | At LG1:<br>ONHOLDPENDINGCONFERENCE<br>CONFERECEDED<br>Caller = A<br>Called = HP1<br>HuntPilot = HP1<br>Connected = A<br>CONFERECEDED<br>Caller = LG1<br>Called = HP2<br>Connected = LG11<br>HuntPilot = HP2<br><br>CONNECTED<br>Caller = LG1<br>Called = X<br>Connected = X<br>At X:<br>CONNECTED<br>Caller = LG1<br>Called = X<br>Connected = LG1 |

| Action                   | Events, requests and responses |
|--------------------------|--------------------------------|
| LG1 completes conference |                                |

| Action | Events, requests and responses                                                                                                                                                                                                                                                                                                                                                                                                                                                                                                                                                                                                                                                            |
|--------|-------------------------------------------------------------------------------------------------------------------------------------------------------------------------------------------------------------------------------------------------------------------------------------------------------------------------------------------------------------------------------------------------------------------------------------------------------------------------------------------------------------------------------------------------------------------------------------------------------------------------------------------------------------------------------------------|
|        | <p>At A:</p> <p>CONNECTED</p> <p>CONFERENCED</p> <p>Caller = A</p> <p>Called = HP1</p> <p>HuntPilot = HP1</p> <p>Connected = LG1</p> <p>HuntPilot = HP1</p> <p>CONFERENCED</p> <p>Caller = A</p> <p>Called = LG11</p> <p>HuntPilot = HP2</p> <p>Connected = LG11</p> <p>HuntPilot = HP2</p><br><p>CONFERENCED</p> <p>Caller = A</p> <p>Called = X</p> <p>Connected = X</p><br><p>At LG1:</p> <p>CONNECTED</p> <p>CONFERENCECED</p> <p>Caller = A</p> <p>Called = HP1</p> <p>HuntPilot = HP1</p> <p>Connected = A</p> <p>CONFERENCECED</p> <p>Caller = LG1</p> <p>Called = HP2</p> <p>Connected = LG11</p> <p>HuntPilot = HP2</p> <p>CONFERENCED</p> <p>Caller = LG1</p> <p>Called = X</p> |

| Action | Events, requests and responses                                                                                                                                                                                                                             |
|--------|------------------------------------------------------------------------------------------------------------------------------------------------------------------------------------------------------------------------------------------------------------|
|        | Connected = X                                                                                                                                                                                                                                              |
|        | At LG11:<br>CONNECTED<br>CONFERECED<br>Caller = LG1<br>Called = HP2<br>HuntPilot = HP2<br>Connected = LG11<br>HuntPilot = HG1<br>CONFERECED<br>Caller = LG11<br>Called = A<br>Connected = A<br>CONFERENCED<br>Caller = LG11<br>Called = X<br>Connected = X |

# Hunt Pilot Connected Number Feature

HP1 and HP2 are 2 Huntpilots with configuration "Display Line Group Member DN as Connected Party" set.  
HP1: LG1, LG2, LG3(LineGroup/MemberDNs  
HP2: LG4, LG5, LG6(LineGroups/MemberDNs

**Table 93: Basic Hunt List Call**

| Action                                                      | Expected events                                                                                                                                                                                                         |
|-------------------------------------------------------------|-------------------------------------------------------------------------------------------------------------------------------------------------------------------------------------------------------------------------|
| App initiates call from A to HP1 and call is offered to LG1 | <p>At A:</p> <p>LINE_CALLSTATE -RINGBACK</p> <p>Caller = A</p> <p>Called = HP1,</p> <p>HuntPilot = HP1</p> <p>At LG1:</p> <p>LINE_CALLSTATE -ACCEPTED</p> <p>Caller = A,</p> <p>Called = HP1</p> <p>HuntPilot = HP1</p> |

| Action               | Expected events                                                                                                                                                                                                                                                                                                                                                                                                                                                                                                                                                                                            |
|----------------------|------------------------------------------------------------------------------------------------------------------------------------------------------------------------------------------------------------------------------------------------------------------------------------------------------------------------------------------------------------------------------------------------------------------------------------------------------------------------------------------------------------------------------------------------------------------------------------------------------------|
| LG1 answers the call | <p>At A:</p> <p>LINE_CALLSTATE -CONNECTED</p> <p>Caller = A</p> <p>Called = HP1</p> <p>HuntPilot = HP1</p> <p>Connected = LG1</p> <p>HuntPilot = HP1</p> <p>CPN: ModifiedCalling = A</p> <p>ModifiedCalled = HP1</p> <p>Modifiedconnected = LG1</p> <p>ModifiedRedirectingID =</p> <p>ModifiedRedirectionID =</p> <p>At LG1:</p> <p>LINE_CALLSTATE -CONNECTED</p> <p>Caller = A</p> <p>Called = HP1</p> <p>HuntPilot = HP1</p> <p>Connected = A</p> <p>CPN: ModifiedCalling = A</p> <p>ModifiedCalled = HP1</p> <p>Modifiedconnected = A</p> <p>ModifiedRedirectingID =</p> <p>ModifiedRedirectionID =</p> |

**Table 94: Hunt List Call Moved to Next Member**

| Action                                                      | Expected events                                                                                                                                                                                                          |
|-------------------------------------------------------------|--------------------------------------------------------------------------------------------------------------------------------------------------------------------------------------------------------------------------|
| App initiates call from A to HP1 and call is offered to LG1 | <p>At A:</p> <p>LINE_CALLSTATE -RINGBACK</p> <p>Caller = A</p> <p>Called = HP1,</p> <p>HuntPilot = HP1</p> <p>At LG1:</p> <p>LINE_CALLSTATE -ACCEPTED</p> <p>Caller = A,</p> <p>Called = HP1,</p> <p>HuntPilot = HP1</p> |
| Call moves from LG1 to LG2                                  | <p>Call at LG1 goes IDLE</p> <p>At LG2:</p> <p>LINE_CALLSTATE -ACCEPTED</p> <p>Caller = A,</p> <p>Called = HP1,</p> <p>HuntPilot = HP1</p>                                                                               |

| Action                                                                                                                             | Expected events                                                                                                                                                                                                                                                                                                                                                                                 |
|------------------------------------------------------------------------------------------------------------------------------------|-------------------------------------------------------------------------------------------------------------------------------------------------------------------------------------------------------------------------------------------------------------------------------------------------------------------------------------------------------------------------------------------------|
| LG2 answers the call                                                                                                               | At A:<br>LINE_CALLSTATE -CONNECTED<br>Caller = A<br>Called = HP1<br>HuntPilot = HP1<br>Connected = LG2<br>HuntPilot = HP1<br>CPN: ModifiedCalling = A<br>ModifiedCalled = HP1<br>Modifiedconnected = LG2<br>At LG2:<br>LINE_CALLSTATE -CONNECTED<br>Caller = A<br>Called = HP1<br>HuntPilot = HP1<br>Connected = A<br>CPN: ModifiedCalling = A<br>ModifiedCalled = HP1<br>Modifiedconnected = A |
| Variance : perform the test with all HuntList algorithm<br>Top-Down algorithm<br>Circular algorithm<br>Longest Idle Time algorithm |                                                                                                                                                                                                                                                                                                                                                                                                 |

**Table 95: Hunt List Call Is Redirected When It Is in Connected State**

| Action                                                          | Expected events                                                                                                                                                                                                         |
|-----------------------------------------------------------------|-------------------------------------------------------------------------------------------------------------------------------------------------------------------------------------------------------------------------|
| App initiates call from A to HP1 and the call is offered at LG1 | <p>At A:</p> <p>LINE_CALLSTATE -RINGBACK</p> <p>Caller = A</p> <p>Called = HP1,</p> <p>HuntPilot = HP1</p> <p>At LG1:</p> <p>LINE_CALLSTATE -ACCEPTED</p> <p>Caller = A</p> <p>Called = HP1,</p> <p>HuntPilot = HP1</p> |

| Action               | Expected events                                                                                                                                                                                                                                                                                                                                                                                                                                                                                                                                                                                             |
|----------------------|-------------------------------------------------------------------------------------------------------------------------------------------------------------------------------------------------------------------------------------------------------------------------------------------------------------------------------------------------------------------------------------------------------------------------------------------------------------------------------------------------------------------------------------------------------------------------------------------------------------|
| LG1 answers the call | <p>At A:</p> <p>LINE_CALLSTATE -CONNECTED</p> <p>Caller = A</p> <p>Called = HP1</p> <p>HuntPilot = HP1</p> <p>Connected = LG1</p> <p>HuntPilot = HP1</p> <p>CPN:ModifiedCalling = A</p> <p>ModifiedCalled = HP1</p> <p>Modifiedconnected = LG1</p> <p>ModifiedRedirectingID =</p> <p>ModifiedRedirectionID =</p> <p>At LG1:</p> <p>LINE_CALLSTATE -CONNECTED</p> <p>Caller = A</p> <p>Called = HP1</p> <p>HuntPilot = HP1</p> <p>Connected = A</p> <p>CPN :ModifiedCalling = A</p> <p>ModifiedCalled = HP1</p> <p>Modifiedconnected = LG1</p> <p>ModifiedRedirectingID =</p> <p>ModifiedRedirectionID =</p> |

| Action               | Expected events                                                                                                                                                                                                                                                                                                                                                                                                                                                                                                                                                                                             |
|----------------------|-------------------------------------------------------------------------------------------------------------------------------------------------------------------------------------------------------------------------------------------------------------------------------------------------------------------------------------------------------------------------------------------------------------------------------------------------------------------------------------------------------------------------------------------------------------------------------------------------------------|
| LG1 answers the call | <p>At A:</p> <p>LINE_CALLSTATE -CONNECTED</p> <p>Caller = A</p> <p>Called = HP1</p> <p>HuntPilot = HP1</p> <p>Connected = LG1</p> <p>HuntPilot = HP1</p> <p>CPN:ModifiedCalling = A</p> <p>ModifiedCalled = HP1</p> <p>Modifiedconnected = LG1</p> <p>ModifiedRedirectingID =</p> <p>ModifiedRedirectionID =</p> <p>At LG1:</p> <p>LINE_CALLSTATE -CONNECTED</p> <p>Caller = A</p> <p>Called = HP1</p> <p>HuntPilot = HP1</p> <p>Connected = A</p> <p>CPN :ModifiedCalling = A</p> <p>ModifiedCalled = HP1</p> <p>Modifiedconnected = LG1</p> <p>ModifiedRedirectingID =</p> <p>ModifiedRedirectionID =</p> |

| Action                  | Expected events                                                                                                                                                                                                                                                                                                                                                                                                                                                                                                                                                                                                                                                                                             |
|-------------------------|-------------------------------------------------------------------------------------------------------------------------------------------------------------------------------------------------------------------------------------------------------------------------------------------------------------------------------------------------------------------------------------------------------------------------------------------------------------------------------------------------------------------------------------------------------------------------------------------------------------------------------------------------------------------------------------------------------------|
| LG1 redirects call to B | <p>At A :</p> <p>LINE_CALLSTATE -RINGBACK</p> <p>Caller = A</p> <p>Called = HP1</p> <p>HuntPilot = HP1</p> <p>Connected =</p> <p>RedirectingID = HP1</p> <p>RedirectionID = B</p> <p>CPN: ModifiedCalling = A</p> <p>ModifiedCalled = HP1</p> <p>Modifiedconnected =</p> <p>ModifiedRedirectingID = [LG1]</p> <p>ModifiedRedirectionID = B</p> <p>At LG1: Call goes IDLE</p><br><p>At B:</p> <p>LINE_CALLSTATE -ACCEPTED</p> <p>Caller = A</p> <p>Called = HP1,</p> <p>HuntPilot = HP1</p> <p>RedirectingID = HP1</p> <p>RedirectionID = B</p> <p>CPN: ModifiedCalling = A</p> <p>ModifiedCalled = [LG1]</p> <p>Modifiedconnected =</p> <p>ModifiedRedirectingID = LG1</p> <p>ModifiedRedirectionID = B</p> |

**Table 96: Hunt List Call -member Is CTI / RP Port**

| Action                                                                                   | Expected events                            |
|------------------------------------------------------------------------------------------|--------------------------------------------|
| Same as , <a href="#">Table 93: Basic Hunt List Call</a> , on page 887 but with CTI port | Similar expectation as of Basic Hunt Call. |

**Table 97: Hunt List Call Moved to Different Line Group Members and Answered by CTI Port**

| Action                                                                                                 | Expected events                                                |
|--------------------------------------------------------------------------------------------------------|----------------------------------------------------------------|
| Same as , <a href="#">Table 94: Hunt List Call Moved to Next Member, on page 889</a> but with CTI port | Similar expectation as of Hunt List call moved to next member. |

**Table 98: Hunt List Call Is Redirected to Another Hunt List**

| Action                                                                            | Expected events                                                                                                                                                                                                                     |
|-----------------------------------------------------------------------------------|-------------------------------------------------------------------------------------------------------------------------------------------------------------------------------------------------------------------------------------|
| App initiates call from A to HP1 and the call is offered at LG1 , and LG1 answers | At A:<br>LINE_CALLSTATE -CONNECTED<br>Caller = A<br>Called = HP1<br>HuntPilot = HP1<br>Connected = LG1<br>HuntPilot = HP1<br>At LG1:<br>LINE_CALLSTATE -CONNECTED<br>Caller = A<br>Called = HP1<br>HuntPilot = HP1<br>Connected = A |

| Action                                               | Expected events                                                                                                                                                                                                                                                                                                                                                                                                                                                                                                                                                                                                                                                                                                                          |
|------------------------------------------------------|------------------------------------------------------------------------------------------------------------------------------------------------------------------------------------------------------------------------------------------------------------------------------------------------------------------------------------------------------------------------------------------------------------------------------------------------------------------------------------------------------------------------------------------------------------------------------------------------------------------------------------------------------------------------------------------------------------------------------------------|
| A redirects the call to HP2 and call offered to LG11 | <p>At A: Call goes IDLE</p> <p>At LG1:</p> <p>LINE_CALLSTATE -RINGBACK</p> <p>Caller = LG1</p> <p>HuntPilot = HP1</p> <p>Called = HP1</p> <p>HuntPilot = HP1</p> <p>RedirectionID = HP2</p> <p>RedirectingID = A</p> <p>CPN: ModifiedCalling = LG1</p> <p>ModifiedCalled = HP1</p> <p>Modifiedconnected =</p> <p>ModifiedRedirectingID = A</p> <p>ModifiedRedirectionID = HP2</p> <p>At LG11:</p> <p>LINE_CALLSTATE -ACCEPTED</p> <p>Caller = LG1</p> <p>HuntPilot = HP1</p> <p>Called = HP2,</p> <p>HuntPilot = HP2</p> <p>RedirectionID = HP2</p> <p>RedirectingID = A</p> <p>CPN:ModifiedCalling = LG1</p> <p>ModifiedCalled = HP2</p> <p>Modifiedconnected =</p> <p>ModifiedRedirectingID = A</p> <p>ModifiedRedirectionID = HP2</p> |

| Action                | Expected events                                                                                                                                                                                                                                                                                                                                                                                                                                                                                                                                                                                                                                                                                                                                                                                                         |
|-----------------------|-------------------------------------------------------------------------------------------------------------------------------------------------------------------------------------------------------------------------------------------------------------------------------------------------------------------------------------------------------------------------------------------------------------------------------------------------------------------------------------------------------------------------------------------------------------------------------------------------------------------------------------------------------------------------------------------------------------------------------------------------------------------------------------------------------------------------|
| LG11 answers the call | <p>At LG1:</p> <p>LINE_CALLSTATE -CONNECTED</p> <p>Caller = LG1</p> <p>HuntPilot = HP1</p> <p>Called = HP1</p> <p>HuntPilot = HP1</p> <p>Connected = LG11</p> <p>HuntPilot = HP2</p> <p>RedirectingID = A</p> <p>RedirectionID = HP2</p> <p>CPN: ModifiedCalling = LG1</p> <p>ModifiedCalled = HP1</p> <p>Modifiedconnected = LG11</p> <p>ModifiedRedirectingID = A</p> <p>ModifiedRedirectionID = LG11</p> <p>At LG11:</p> <p>LINE_CALLSTATE -CONNECTED</p> <p>Caller = LG1</p> <p>HuntPilot = HP1</p> <p>Called = HP2,</p> <p>HuntPilot = HP2</p> <p>Connected = LG1</p> <p>HuntPilot = HP1</p> <p>RedirectionID = HP2</p> <p>RedirectingID = A</p> <p>CPN: ModifiedCalling = LG1</p> <p>ModifiedCalled = HP2</p> <p>Modifiedconnected = LG1</p> <p>ModifiedRedirectingID = A</p> <p>ModifiedRedirectionID = LG11</p> |

**Table 99: Hunt List Call Is Consult Transferred to Another Line**

| Action                                                                            | Expected events                                                                                                                                                                                                                     |
|-----------------------------------------------------------------------------------|-------------------------------------------------------------------------------------------------------------------------------------------------------------------------------------------------------------------------------------|
| App initiates call from A to HP1 and the call is offered at LG1 , and LG1 answers | At A:<br>LINE_CALLSTATE -CONNECTED<br>Caller = A<br>Called = HP1<br>HuntPilot = HP1<br>Connected = LG1<br>HuntPilot = HP1<br>At LG1:<br>LINE_CALLSTATE -CONNECTED<br>Caller = A<br>Called = HP1<br>HuntPilot = HP1<br>Connected = A |
| LG1 setup transfer to B, B answer                                                 | At LG1<br>Call-1 is put on HOLD<br>Call-2<br>LINE_CALLSTATE -CONNECTED<br>Caller = LG1<br>Called = B<br>Connected = B<br>At B:<br>LINE_CALLSTATE -CONNECTED<br>Caller = LG1<br>Called = B<br>Connected = LG1                        |

| Action                 | Expected events                                                                                                                                                                                                                                                                                                                                                                                                                                                                                                                                                                                                                                                                                            |
|------------------------|------------------------------------------------------------------------------------------------------------------------------------------------------------------------------------------------------------------------------------------------------------------------------------------------------------------------------------------------------------------------------------------------------------------------------------------------------------------------------------------------------------------------------------------------------------------------------------------------------------------------------------------------------------------------------------------------------------|
| LG1 completes transfer | <p>At A :</p> <p>LINE_CALLSTATE -CONNECTED</p> <p>Caller = A</p> <p>Called = HP1</p> <p>HuntPilot = HP1</p> <p>Connected = B</p> <p>RedirectionID = B</p> <p>RedirectingID = HP1</p> <p>CPN: ModifiedCalling = A</p> <p>ModifiedCalled = HP1</p> <p>Modifiedconnected = B</p> <p>ModifiedRedirectingID = LG1</p> <p>ModifiedRedirectionID = B</p> <p>At LG1: both call goes IDLE</p> <p>At B:</p> <p>LINE_CALLSTATE -CONNECTED</p> <p>Caller = A</p> <p>Called = B</p> <p>Connected = A</p> <p>RedirectionID = B</p> <p>RedirectingID = HP1</p> <p>CPN: ModifiedCalling = A</p> <p>ModifiedCalled = B</p> <p>Modifiedconnected = A</p> <p>ModifiedRedirectingID = LG1</p> <p>ModifiedRedirectionID = B</p> |

**Table 100: Hunt List Call Is Conferenced to Another Line**

| Action                                                                            | Expected events                                                                                                                                                                                                                                                                  |
|-----------------------------------------------------------------------------------|----------------------------------------------------------------------------------------------------------------------------------------------------------------------------------------------------------------------------------------------------------------------------------|
| App initiates call from A to HP1 and the call is offered at LG1 , and LG1 answers | At A:<br>LINE_CALLSTATE -CONNECTED<br>Caller = A<br>Called = HP1<br>HuntPilot = HP1<br>Connected = LG1<br>HuntPilot = HP1<br>At LG1:<br>LINE_CALLSTATE -CONNECTED<br>Caller = A<br>Called = HP1<br>HuntPilot = HP1<br>Connected = A                                              |
| LG1 setup conference to B, B answers the call                                     | At LG1<br>ONHOLDPENDINGCONF<br>CONFERECD<br>Caller = A<br>Called = HP1<br>HuntPilot = HP1<br>Connected = LG1<br>HuntPilot = HP1<br>CONNECTED<br>Caller = LG1<br>Called = B<br>Connected = B<br>At B:<br>LINE_CALLSTATE -CONNECTED<br>Caller = LG1<br>Called = B<br>Connected = B |

| Action                   | Expected events                                                                                                                                                                                                                                                                                                                                                                                                                                                                                               |
|--------------------------|---------------------------------------------------------------------------------------------------------------------------------------------------------------------------------------------------------------------------------------------------------------------------------------------------------------------------------------------------------------------------------------------------------------------------------------------------------------------------------------------------------------|
| LG1 completes conference | At A:<br>CONNECTED<br>CONFERENCED<br>Caller = A<br>Called = HP1<br>HuntPilot = HP1<br>Connected = LG1<br>HuntPilot = HP1<br>CONFERENCED<br>Caller = A<br>Called = B<br>Connected = B<br>At LG1:<br>CONNECTED<br>CONFERENCED<br>Caller = A<br>Called = HP1<br>HuntPilot = HP1<br>Connected = A<br>CONFERENCED<br>Caller = LG1<br>Called = B<br>Connected = B<br>At B:<br>CONNECTED<br>CONFERENCED<br>Caller = LG1<br>Called = B<br>Connected = LG1<br>CONFERENCED<br>Caller = B<br>Called = A<br>Connected = A |

**Table 101: Hunt List Call Is Conferenced to Another Hunt List After LG11 Answers**

| Action                                                                            | Expected events                                                                                                                                                                                                                                                                                                                                     |
|-----------------------------------------------------------------------------------|-----------------------------------------------------------------------------------------------------------------------------------------------------------------------------------------------------------------------------------------------------------------------------------------------------------------------------------------------------|
| App initiates call from A to HP1 and the call is offered at LG1 , and LG1 answers | At A:<br>LINE_CALLSTATE -CONNECTED<br>Caller = A<br>Called = HP1<br>HuntPilot = HP1<br>Connected = LG1<br>HuntPilot = HP1<br>At LG1:<br>LINE_CALLSTATE -CONNECTED<br>Caller = A<br>Called = HP1<br>HuntPilot = HP1<br>Connected = A                                                                                                                 |
| LG1 setup conference to HP2, where alerting on LG11, LG11 answers the call        | At LG1<br>ONHOLDPENDINGCONF<br>CONFERECD<br>Caller = A<br>Called = HP1<br>HuntPilot = HP1<br>Connected = A<br>CONNECTED<br>Caller = LG1<br>Called = HP2<br>HuntPilot = HP2<br>Connected = LG11<br>HuntPilot = HP2<br>At LG11:<br>LINE_CALLSTATE -CONNECTED<br>Caller = LG1<br>Called = HP2<br>HuntPilot = HP2<br>Connected = LG1<br>HuntPilot = HP1 |

| Action                   | Expected events                                                                                                                                                                                                                                                                                                                                                                                                                                                                                                                                                                                                                                                                                                                              |
|--------------------------|----------------------------------------------------------------------------------------------------------------------------------------------------------------------------------------------------------------------------------------------------------------------------------------------------------------------------------------------------------------------------------------------------------------------------------------------------------------------------------------------------------------------------------------------------------------------------------------------------------------------------------------------------------------------------------------------------------------------------------------------|
| LG1 completes conference | <p>At A:</p> <p>CONNECTED</p> <p>CONFERENCED</p> <p>Caller = A</p> <p>Called = HP1</p> <p>HuntPilot = HP1</p> <p>Connected = LG1</p> <p>HuntPilot = HP1</p> <p>CONFERENCED</p> <p>Caller = A</p> <p>Called = LG11</p> <p>HuntPilot = HP2</p> <p>Connected = LG11</p> <p>HuntPilot = HP2</p> <p>At LG1:</p> <p>CONNECTED</p> <p>CONFERENCECED [A-LG1]</p> <p>Caller = A</p> <p>Called = HP1</p> <p>HuntPilot = HP1</p> <p>Connected = A</p> <p>CONFERENCED[LG1-LG11]</p> <p>Caller = LG1</p> <p>Called = HP2</p> <p>HuntPilot = HP2</p> <p>Connected = LG11</p> <p>HuntPilot = HP2</p> <p>At LG11:</p> <p>CONNECTED</p> <p>CONFERENCECED [LG11-LG1]</p> <p>Caller = LG1</p> <p>Called = HP2</p> <p>HuntPilot = HP2</p> <p>Connected = LG1</p> |

| Action | Expected events                                                                       |
|--------|---------------------------------------------------------------------------------------|
|        | <p>CONFERECD [LG11-A]</p> <p>Caller = LG11</p> <p>Called = A</p> <p>Connected = A</p> |

## Caller Consult Transfer Call to Another Hunt List

| Action                                                                            | Events, requests and responses                                                                                                                                                                                                                                                                |
|-----------------------------------------------------------------------------------|-----------------------------------------------------------------------------------------------------------------------------------------------------------------------------------------------------------------------------------------------------------------------------------------------|
| App initiates call from A to HP1 and the call is offered at LG1 , and LG1 answers | <p>At A:</p> <p>LINE_CALLSTATE -CONNECTED</p> <p>Caller = A</p> <p>Called = HP1</p> <p>HuntPilot = HP1</p> <p>Connected = LG1</p> <p>HuntPilot = HP1</p><br><p>At LG1:</p> <p>LINE_CALLSTATE -CONNECTED</p> <p>Caller = A</p> <p>Called = HP1</p> <p>HuntPilot = HP1</p> <p>Connected = A</p> |

| Action                                                | Events, requests and responses                                                                                                                                                                                                                                                                                                         |
|-------------------------------------------------------|----------------------------------------------------------------------------------------------------------------------------------------------------------------------------------------------------------------------------------------------------------------------------------------------------------------------------------------|
| A setup transfer to HP2, offered at LG11, LG11 answer | <p>At A</p> <p>Call-1 is put on HOLD</p> <p>Call-2</p> <p>LINE_CALLSTATE -CONNECTED</p> <p>Caller = A</p> <p>Called = HP2</p> <p>HuntPilot = HP2</p> <p>Connected = LG11</p> <p>HuntPilot = HP2</p> <p>At LG11:</p> <p>LINE_CALLSTATE -CONNECTED</p> <p>Caller = A</p> <p>Called = HP2</p> <p>HuntPilot = HP2</p> <p>Connected = A</p> |

| Action               | Events, requests and responses                                                                                                                                                                                                                                                                                                                                                                                                                                                                                        |
|----------------------|-----------------------------------------------------------------------------------------------------------------------------------------------------------------------------------------------------------------------------------------------------------------------------------------------------------------------------------------------------------------------------------------------------------------------------------------------------------------------------------------------------------------------|
| A completes transfer | <p>At LG1 :</p> <p>LINE_CALLSTATE -CONNECTED</p> <p>Caller = LG1</p> <p>HuntPilot = HP1</p> <p>Called = HP1</p> <p>HuntPilot = HP1</p> <p>Connected = LG11</p> <p>HuntPilot = HP2</p> <p>RedirectionID = LG11</p> <p>RedirectingID = A</p> <p>At A: both call goes IDLE</p> <p>At LG11:</p> <p>LINE_CALLSTATE -CONNECTED</p> <p>Caller = LG1</p> <p>HuntPilot = HP1</p> <p>Called = HP2</p> <p>HuntPilot = HP2</p> <p>Connected = LG1</p> <p>HuntPilot = HP1</p> <p>RedirectionID = LG11</p> <p>RedirectingID = A</p> |

## Intercom

This configuration gets used for all the following use cases:

- 1 IPPhone A has two lines, line1 (1000) and line2 (5000). Line2 represents an intercom line. Speeddial to 5001 with label iAssistant\_1î gets configured.
- 2 IPPhone B has three lines, line1 (1001), line2 (5001), and Line3 (5002). Line2 and Line3 represent intercom lines. Speeddial to 5000 with label iManager\_1î gets configured on line2. Line 3 does not have Speeddial configured for it.
- 3 IPPhone C has two lines, line1 (1002) and line2 (5003). 5003 represents an intercom line that is configured with Speeddial to 5002 with label iAssistant\_5002i.
- 4 IPPhone D has one line (5004). 5004 represents an intercom line.

- 5 CTIPort X has two lines, line1 (2000) and line2 (5555). Line2 represents an intercom line. Speedial to 5001 gets configured with label iAssistant\_11.
- 6 Intercom lines (5000 to 5003) exists in same partition = Intercom\_Group\_1 and they remain reachable from each other. 5004 exists in Intercom\_Group\_2.
- 7 Application monitoring all lines on all devices.

Assumption: Application initialized and CTI provided the details on speeddial and lines with intercom line on all the devices. Behavior should act the same for phones that are running SCCP, and those that are running SIP.

## Application Invoking Speeddial

| Action                                                    | Events                                                                                                                                                                                                                                                                                                                                                                                                            |
|-----------------------------------------------------------|-------------------------------------------------------------------------------------------------------------------------------------------------------------------------------------------------------------------------------------------------------------------------------------------------------------------------------------------------------------------------------------------------------------------|
| LineOpen on 5000 & 5001<br>Initiate InterCom Call on 5000 | <p>For 5000</p> <p>receive LINE_CALLSTATE</p> <p>cbInst = x0</p> <p>param1 = x03000000</p> <p>param2 = x1, ACTIVE</p> <p>param3 = x0,</p> <p>Receive StartTransmission event</p> <p>For 5001</p> <p>receive LINE_CALLSTATE</p> <p>cbInst = x0</p> <p>param1 = x03000000</p> <p>param2 = x1, ACTIVE</p> <p>param3 = x0,</p> <p>Receive StartReception event</p> <p>Receive zipzip tone with reason as intercom</p> |

## Agent Invokes Talkback

| Action                                                                                                   | Events                                                                                                                                                                                                                                                                                                                                                                                                |
|----------------------------------------------------------------------------------------------------------|-------------------------------------------------------------------------------------------------------------------------------------------------------------------------------------------------------------------------------------------------------------------------------------------------------------------------------------------------------------------------------------------------------|
| Continuing from the previous use case, 5001 initiates LineTalkBack from application on the InterCom call | <p>For 5000</p> <p>receive LINE_CALLSTATE</p> <p>device = x10218</p> <p>param1 = x100, CONNECTED</p> <p>param2 = x1, ACTIVE</p> <p>param3 = x0,</p> <p>Receive StartReception event</p> <p>For 5001</p> <p>receive LINE_CALLSTATE</p> <p>device = x101f6</p> <p>cbInst = x0</p> <p>param1 = x100, CONNECTED</p> <p>param2 = x1, ACTIVE</p> <p>param3 = x0,</p> <p>Receive StartTransmission event</p> |

## Change the SpeedDial

| Action                                                                                      | Events                                                                                                                                                                                                   |
|---------------------------------------------------------------------------------------------|----------------------------------------------------------------------------------------------------------------------------------------------------------------------------------------------------------|
| Open line 5000<br>LineChangeSpeeddial request (speeddial to 5003, label = "Assistant_5003") | <p>The new speed dial and label is successfully set for the intercom line</p> <p>Receive LineSpeeddialChangeEvent from CTI</p> <p>Send LINE_DEVSPECIFIC to indicate that speeddial and label changed</p> |
| Application issues LIneGetDevCaps to retrieve speeddial/label that is set on the line       | TAPI returns configured speeddial/label that is configured on the line.                                                                                                                                  |

# IPv6 Use Cases

The use cases related to IPv6 are provided below:

## Register CTI Port with IPv4 When Unified CM Is IPv6 Disabled and Common Device Configuration Is IPv4

| Steps                                                                                                                                                                                                                                                                                                                                                                                                                                                                                                                                                                                                             | Expected result                                             |
|-------------------------------------------------------------------------------------------------------------------------------------------------------------------------------------------------------------------------------------------------------------------------------------------------------------------------------------------------------------------------------------------------------------------------------------------------------------------------------------------------------------------------------------------------------------------------------------------------------------------|-------------------------------------------------------------|
| <ol style="list-style-type: none"> <li>Enterprise parameter for IPv6 is disabled. IP addressing mode for CTI Port = IPv4 only on common device config page.</li> <li>Open provider and do a LineNegotiateExtensionVersion with the higher bit set on both dwExtLowVersion and dwExtHighVersion</li> <li>Application does a LineOpen with new Ext ver. The lineopen will be delayed till user specifies the Addressing mode</li> <li>Application uses CCiscoLineDevSpecificSetIPAddressMode to set the addressing mode as IPv4. Application uses CciscoLineDevSpecificSendLineOpen to trigger Lineopen.</li> </ol> | Application is able to register CTI Port with IPv4 address. |

## Register CTI Port with IPv6 When Unified CM Is IPv6 Disabled and Common Device Configuration Is IPv6

| Steps                                                                                                                                                                                                                                                                                                                                                                                                                                                                                                                                                                                                             | Expected result                                                                          |
|-------------------------------------------------------------------------------------------------------------------------------------------------------------------------------------------------------------------------------------------------------------------------------------------------------------------------------------------------------------------------------------------------------------------------------------------------------------------------------------------------------------------------------------------------------------------------------------------------------------------|------------------------------------------------------------------------------------------|
| <ol style="list-style-type: none"> <li>Enterprise parameter for IPv6 is disabled. IP addressing mode for CTI Port = IPv6 only on common device config page.</li> <li>Open provider and do a LineNegotiateExtensionVersion with the higher bit set on both dwExtLowVersion and dwExtHighVersion</li> <li>Application does a LineOpen with new Ext ver. The lineopen will be delayed till user specifies the Addressing mode</li> <li>Application uses CCiscoLineDevSpecificSetIPAddressMode to set the addressing mode as IPv6. Application uses CciscoLineDevSpecificSendLineOpen to trigger Lineopen.</li> </ol> | Application is not able to register CTI Port. TSP returns error LINEERR_OPERATIONUNAVAIL |

**Register CTI Port with IPv6 When Unified CM Is IPv6 Disabled and Common Device Configuration Is IPv4\_v6**

| Steps                                                                                                                                                                                                                                                                                                                                                                                                                                                                                                                                                                                                                   | Expected result                                                                          |
|-------------------------------------------------------------------------------------------------------------------------------------------------------------------------------------------------------------------------------------------------------------------------------------------------------------------------------------------------------------------------------------------------------------------------------------------------------------------------------------------------------------------------------------------------------------------------------------------------------------------------|------------------------------------------------------------------------------------------|
| <ol style="list-style-type: none"> <li>1 Enterprise parameter for IPv6 is disabled. IP addressing mode for CTI Port = IPv4_v6 on common device config page.</li> <li>2 Open provider and do a LineNegotiateExtensionVersion with the higher bit set on both dwExtLowVersion and dwExtHighVersion</li> <li>3 Application does a LineOpen with new Ext ver. The lineopen will be delayed till user specifies the Addressing mode</li> <li>4 Application uses CCiscoLineDevSpecificSetIPAddressMode to set the addressing mode as IPv6. Application uses CciscoLineDevSpecificSendLineOpen to trigger Lineopen.</li> </ol> | Application is not able to register CTI Port. TSP returns error LINEERR_OPERATIONUNAVAIL |

**IPv6 Phone A Calls IPv6 Phone B**

| Steps                                                                                                                                                                                                                     | Expected result                                                                                                                                                                                                 |
|---------------------------------------------------------------------------------------------------------------------------------------------------------------------------------------------------------------------------|-----------------------------------------------------------------------------------------------------------------------------------------------------------------------------------------------------------------|
| <ol style="list-style-type: none"> <li>1 Enterprise parameter for IPv6 is enabled.</li> <li>2 Open two lines A and B</li> <li>3 Phone A which is IPv6 calls Phone B which is IPv6</li> <li>4 Events at Phone B</li> </ol> | <p>FireCallState = Offering, Do a GetlineCallInfo.<br/> LineCallInfo contains the following in devspecific part,<br/> FarEndIPAddress: Blank<br/> FarEndIPAddressIpv6: IPv6 address of A</p>                    |
| <ol style="list-style-type: none"> <li>1 While Media is established: <ul style="list-style-type: none"> <li>• Events on phone A</li> </ul> </li> </ol>                                                                    | <p>Do a GetLinecallInfo,<br/> LineCallInfo contains the following in devspecific part,<br/> TransmissionRTPDestinationAddress = IPv6 address of B.<br/> ReceptionRTPDestinationAddress = IPv6 address of A.</p> |
| <ul style="list-style-type: none"> <li>• Event on phone B</li> </ul>                                                                                                                                                      | <p>Do a GetLinecallInfo,<br/> LineCallInfo contains the following in devspecific part,<br/> TransmissionRTPDestinationAddress = IPv6 address of A.<br/> ReceptionRTPDestinationAddress = IPv6 address of B.</p> |

## IPv4\_v6 Phone Calls IPv6 Phone

| Steps                                                                                                                                                                                                                        | Expected result                                                                                                                                                                                                 |
|------------------------------------------------------------------------------------------------------------------------------------------------------------------------------------------------------------------------------|-----------------------------------------------------------------------------------------------------------------------------------------------------------------------------------------------------------------|
| <ol style="list-style-type: none"> <li>1 Enterprise parameter for IPv6 is enabled.</li> <li>2 Open two lines A and B</li> <li>3 Phone A which is IPv4_v6 calls Phone B which is IPv6</li> <li>4 Events at Phone B</li> </ol> | <p>FireCallState = Offering, Do a GetlineCallInfo.<br/> LineCallInfo contains the following in devspecific part,<br/> FarEndIPAddress: IPv4 address of A<br/> FarEndIPAddressIpv6: IPv6 address of A</p>        |
| <ol style="list-style-type: none"> <li>1 While Media is established: <ul style="list-style-type: none"> <li>• Events on phone A</li> </ul> </li> </ol>                                                                       | <p>Do a GetLinecallInfo,<br/> LineCallInfo contains the following in devspecific part,<br/> TransmissionRTPDestinationAddress = IPv6 address of B.<br/> ReceptionRTPDestinationAddress = IPv6 address of A.</p> |
| <ul style="list-style-type: none"> <li>• Event on phone B</li> </ul>                                                                                                                                                         | <p>Do a GetLinecallInfo,<br/> LineCallInfo contains the following in devspecific part,<br/> TransmissionRTPDestinationAddress = IPv6 address of A.<br/> ReceptionRTPDestinationAddress = IPv6 address of B.</p> |

| Steps                                                                                                                                                                                                                     | Expected result                                                                                                                                                                                                            |
|---------------------------------------------------------------------------------------------------------------------------------------------------------------------------------------------------------------------------|----------------------------------------------------------------------------------------------------------------------------------------------------------------------------------------------------------------------------|
| <ol style="list-style-type: none"> <li>1 Enterprise parameter for IPv6 is enabled.</li> <li>2 Open two lines A and B</li> <li>3 Phone A which is IPv4 calls Phone B which is IPv6</li> <li>4 Events at Phone B</li> </ol> | <p>FireCallState = Offering, Do a GetlineCallInfo.<br/> LineCallInfo contains the following in devspecific part,<br/> FarEndIPAddress: IPv4 address of A<br/> FarEndIPAddressIpv6:</p>                                     |
| <ol style="list-style-type: none"> <li>1 While Media is established: <ul style="list-style-type: none"> <li>• Events on phone A</li> </ul> </li> </ol>                                                                    | <p>Do a GetLinecallInfo,<br/> LineCallInfo contains the following in devspecific part,<br/> TransmissionRTPDestinationAddress = IPv4 address of MTP Resource.<br/> ReceptionRTPDestinationAddress = IPv4 address of A.</p> |
| <ul style="list-style-type: none"> <li>• Event on phone B</li> </ul>                                                                                                                                                      | <p>Do a GetLinecallInfo,<br/> LineCallInfo contains the following in devspecific part,<br/> TransmissionRTPDestinationAddress = IPv6 address of MTP Resource.<br/> ReceptionRTPDestinationAddress = IPv6 address of B.</p> |

| Steps                                                                                                                                                                                                                          | Expected result                                                                                                                                                                                                                |
|--------------------------------------------------------------------------------------------------------------------------------------------------------------------------------------------------------------------------------|--------------------------------------------------------------------------------------------------------------------------------------------------------------------------------------------------------------------------------|
| <ol style="list-style-type: none"> <li>1 Enterprise parameter for IPv6 is enabled.</li> <li>2 Open two lines A and B</li> <li>3 Phone A which is IPv6 only calls Phone B which is IPv4</li> <li>4 Events at Phone B</li> </ol> | <p>FireCallState = Offering, Do a GetlineCallInfo.<br/> LineCallInfo contains the following in devspecific part,<br/> FarEndIPAddress:<br/> FarEndIPAddressIpv6: IPv6 address of A</p>                                         |
| <ol style="list-style-type: none"> <li>1 While Media is established: <ul style="list-style-type: none"> <li>• Events on phone A</li> </ul> </li> </ol>                                                                         | <p>Do a GetLinecallInfo,<br/> LineCallInfo will contain the following in devspecific part,<br/> TransmissionRTPDestinationAddress = IPv6 address of MTP Resource.<br/> ReceptionRTPDestinationAddress = IPv6 address of A.</p> |
| <ul style="list-style-type: none"> <li>• Event on phone B</li> </ul>                                                                                                                                                           | <p>Do a GetLinecallInfo,<br/> LineCallInfo contains the following in devspecific part,<br/> TransmissionRTPDestinationAddress = IPv4 address of MTP Resource.<br/> ReceptionRTPDestinationAddress = IPv4 address of B.</p>     |

**IPv6 Phone Calls IPv4\_v6 Phone**

| Steps                                                                                                                                                                                                                               | Expected result                                                                                                                                                                                                            |
|-------------------------------------------------------------------------------------------------------------------------------------------------------------------------------------------------------------------------------------|----------------------------------------------------------------------------------------------------------------------------------------------------------------------------------------------------------------------------|
| <ol style="list-style-type: none"> <li>1 Enterprise parameter for IPv6 is enabled.</li> <li>2 Phone A which is IPv6 only calls Phone B which is IPv4_v6 only.</li> <li>3 Open lines A and B</li> <li>4 Events at Phone B</li> </ol> | <p>Existing Call, Do a GetlineCallInfo.</p> <p>LineCallInfo contains the following in devspecific part,<br/>FarEndIPAddress:<br/>FarEndIPAddressIpv6: IPv6 address of A</p>                                                |
| <ol style="list-style-type: none"> <li>1 While Media is established: <ul style="list-style-type: none"> <li>• Events on phone A</li> </ul> </li> </ol>                                                                              | <p>Do a GetLinecallInfo,</p> <p>LineCallInfo contains the following in devspecific part,<br/>TransmissionRTPDestinationAddress = IPv6 address of MTP Resource.<br/>ReceptionRTPDestinationAddress = IPv6 address of A.</p> |
| <ul style="list-style-type: none"> <li>• Event on phone B</li> </ul>                                                                                                                                                                | <p>Do a GetLinecallInfo,</p> <p>LineCallInfo contains the following in devspecific part,<br/>TransmissionRTPDestinationAddress = IPv6 address of Phone A.<br/>ReceptionRTPDestinationAddress = IPv6 address of B.</p>      |

**Common Device Configuration Device Mode Changes From IPv4\_v6 to IPv4**

| Steps                                                                                          | Expected result                                                                                                                                                                                                                             |
|------------------------------------------------------------------------------------------------|---------------------------------------------------------------------------------------------------------------------------------------------------------------------------------------------------------------------------------------------|
| User changes the device configuration on common device configuration from IPv4_v6 to IPv4 only | Application receives LineDevSpecific for the opened CTI Ports/RP in the device config indicating that Addressing mode has changed. All lines registered as IPv6 get a LINE_CLOSE Event. Application can then re-register these lines later. |

### Common Device Configuration Device Mode Changes From IPv4 to IPv6

| Steps                                                                                            | Expected result                                                                                                                                                                                                                             |
|--------------------------------------------------------------------------------------------------|---------------------------------------------------------------------------------------------------------------------------------------------------------------------------------------------------------------------------------------------|
| User changes the device configuration on common device configuration from IPv4 only to IPv6 only | Application receives LineDevSpecific for the opened CTI Ports/RP in the device config indicating that Addressing mode has changed. All lines registered as IPv4 get a LINE_CLOSE Event. Application can then re-register these lines later. |

## Join Across Lines

### Setup

Line A on device A

Line B1 and B2 on device B

Line C on device C

Line D on device D

Line B1' on device B1', B1' is a shared line with B1

### Join Two Calls From Different Lines to B1

| Action                                                                              | Expected events                                                                                   |
|-------------------------------------------------------------------------------------|---------------------------------------------------------------------------------------------------|
| A ‡ B1 is HOLD                                                                      | For A                                                                                             |
| C ‡ B2 is connected                                                                 | LINE_CALLSTATE param1 = x100, CONNECTED Caller = A, Called = B1 Connected B1                      |
|                                                                                     | For B1: LINE_CALLSTATE param1 = x100, HOLD Caller = A, Called = B1, Connected = A                 |
|                                                                                     | For B2: LINE_CALLSTATE param1 = x100, CONNECTED Caller = C, Called = B2 , Connected = C           |
|                                                                                     | For C: LINE_CALLSTATE param1 = x100, CONNECTED Caller = C, Called = B2, Connected = B2            |
|                                                                                     | For B1': LINE_CALLSTATE param1 = x100, CONNECTED, INACTIVE Caller = A, Called = B1, Connected = A |
| Application issues lineDevSpecific(SLDST_JOIN) with the call on B1 as survival call | For A                                                                                             |
|                                                                                     | CONNECTED                                                                                         |
|                                                                                     | CONFERENCED Caller = A, Called = B1, Connected = B1                                               |

| Action | Expected events                                            |
|--------|------------------------------------------------------------|
|        | CONFERENCED Caller = A Called = C, Connected = C           |
|        | For B1                                                     |
|        | CONNECTED                                                  |
|        | CONFERENCED Caller = A, Called = B1, Connected = A         |
|        | CONFERENCED Caller = B1 Called = C, Connected = C          |
|        | For B2                                                     |
|        | Call will go IDLE                                          |
|        | For C                                                      |
|        | CONNECTED                                                  |
|        | CONFERENCED Caller = C, Called = B2, Connected = B1 (or A) |
|        | CONFERENCED Caller = C Called = A, Connected = A (or B1)   |
|        | For B1'                                                    |
|        | CONNECTED INACTIVE                                         |
|        | CONFERENCED Caller = A, Called = B1, Connected = A         |
|        | CONFERENCED Caller = B1 Called = C, Connected = C          |

## Join Three Calls From Different Lines to B1

| Action              | Expected events                                                  |
|---------------------|------------------------------------------------------------------|
| A ‡ B1 is hold,     |                                                                  |
| C ‡ B2 is hold      |                                                                  |
| D ‡ B2 is connected | For A:                                                           |
|                     | LINE_CALLSTATE                                                   |
|                     | param1 = x100, CONNECTED Caller = A, Called = B1<br>Connected B1 |
|                     | For B1:                                                          |

| Action                                                                              | Expected events                                                     |
|-------------------------------------------------------------------------------------|---------------------------------------------------------------------|
|                                                                                     | LINE_CALLSTATE                                                      |
|                                                                                     | param1 = x100, HOLD Caller = A, Called = B1, Connected = A          |
|                                                                                     | For B2:                                                             |
|                                                                                     | LINE_CALLSTATE for call-1                                           |
|                                                                                     | param1 = x100, HOLD Caller = C, Called = B2 , Connected = C         |
|                                                                                     | LINE_CALLSTATE for call-2                                           |
|                                                                                     | param1 = x100, CONNECTED Caller = D, Called = B2 ,<br>Connected = D |
|                                                                                     | For C:                                                              |
|                                                                                     | LINE_CALLSTATE                                                      |
|                                                                                     | param1 = x100, CONNECTED Caller = C, Called = B2,<br>Connected = B2 |
|                                                                                     | For D:                                                              |
|                                                                                     | LINE_CALLSTATE                                                      |
|                                                                                     | param1 = x100, CONNECTED Caller = D, Called = B2,<br>Connected = B2 |
|                                                                                     | For B1':                                                            |
|                                                                                     | LINE_CALLSTATE                                                      |
|                                                                                     | param1 = x100, HOLD Caller = A, Called = B1, Connected = A          |
| Application issues lineDevSpecific(SLDST_JOIN) with the call on B1 as survival call | For A                                                               |
|                                                                                     | CONNECTED                                                           |
|                                                                                     | CONFERENCED Caller = A, Called = B1, Connected = B1                 |
|                                                                                     | CONFERENCED Caller = A Called = C, Connected = C                    |
|                                                                                     | CONFERENCED Caller = A Called = D, Connected = D                    |
|                                                                                     | For B1                                                              |
|                                                                                     | CONNECTED                                                           |

| Action | Expected events                                     |
|--------|-----------------------------------------------------|
|        | CONFERENCED Caller = A, Called = B1, Connected = A  |
|        | CONFERENCED Caller = B1 Called = C, Connected = C   |
|        | CONFERENCED Caller = B1 Called = D, Connected = D   |
|        | For B2                                              |
|        | Call-1 and call-2 will go IDLE                      |
|        | For C                                               |
|        | CONNECTED                                           |
|        | CONFERENCED Caller = B1, Called = C, Connected = B1 |
|        | CONFERENCED Caller = C Called = A, Connected = A    |
|        | CONFERENCED Caller = C Called = D, Connected = D    |
|        | For D                                               |
|        | CONNECTED                                           |
|        | CONFERENCED Caller = B1, Called = C, Connected = B1 |
|        | CONFERENCED Caller = D Called = A, Connected = A    |
|        | CONFERENCED Caller = D Called = C, Connected = C    |
|        | For B1'                                             |
|        | CONNECTED INACTIVE                                  |
|        | CONFERENCED Caller = A, Called = B1, Connected = A  |
|        | CONFERENCED Caller = B1 Called = C, Connected = C   |
|        | CONFERENCED Caller = B1 Called = D, Connected = D   |

### Join Calls From Different Lines to B1 with Conference

| Action                                      | Expected events |
|---------------------------------------------|-----------------|
| A,B1,C in conference where B1 is controller | For A:          |
| D ‡ B2 Connected                            |                 |

| Action                                                                              | Expected events                                                     |
|-------------------------------------------------------------------------------------|---------------------------------------------------------------------|
|                                                                                     | CONNECTED                                                           |
|                                                                                     | CONFERENCED Caller = A, Called = B1, Connected = A                  |
|                                                                                     | CONFERENCED Caller = A Called = C, Connected = C                    |
|                                                                                     | For B1:                                                             |
|                                                                                     | CONNECTED                                                           |
|                                                                                     | CONFERENCED Caller = A, Called = B1, Connected = A                  |
|                                                                                     | CONFERENCED Caller = B1 Called = C, Connected = C                   |
|                                                                                     | For B2:                                                             |
|                                                                                     | LINE_CALLSTATE for call-1                                           |
|                                                                                     | param1 = x100, CONNECTED Caller = D, Called = B2 ,<br>Connected = D |
|                                                                                     | For C:                                                              |
|                                                                                     | CONNECTED                                                           |
|                                                                                     | CONFERENCED Caller = C, Called = A, Connected = A                   |
|                                                                                     | CONFERENCED Caller = B1 Called = C, Connected = C                   |
|                                                                                     | For D:                                                              |
|                                                                                     | LINE_CALLSTATE                                                      |
|                                                                                     | param1 = x100, CONNECTED Caller = D, Called = B2,<br>Connected = B2 |
|                                                                                     | For B1':                                                            |
|                                                                                     | LINE_CALLSTATE                                                      |
|                                                                                     | CONNECTED INACTIVE                                                  |
|                                                                                     | CONFERENCED Caller = A, Called = B1, Connected = A                  |
|                                                                                     | CONFERENCED Caller = B1 Called = C, Connected = C                   |
| Application issues lineDevSpecific(SLDST_JOIN) with the call on B1 as survival call | For A                                                               |

| Action | Expected events                                     |
|--------|-----------------------------------------------------|
|        | CONNECTED                                           |
|        | CONFERENCED Caller = A, Called = B1, Connected = B1 |
|        | CONFERENCED Caller = A Called = C, Connected = C    |
|        | CONFERENCED Caller = A Called = D, Connected = D    |
|        | For B1                                              |
|        | CONNECTED                                           |
|        | CONFERENCED Caller = A, Called = B1, Connected = A  |
|        | CONFERENCED Caller = B1 Called = C, Connected = C   |
|        | CONFERENCED Caller = B1 Called = D, Connected = D   |
|        | For B2                                              |
|        | Call will go IDLE                                   |
|        | For C                                               |
|        | CONNECTED                                           |
|        | CONFERENCED Caller = B1, Called = C, Connected = B1 |
|        | CONFERENCED Caller = C Called = A, Connected = A    |
|        | CONFERENCED Caller = C Called = D, Connected = D    |
|        | For D                                               |
|        | CONNECTED                                           |
|        | CONFERENCED Caller = B1, Called = C, Connected = B1 |
|        | CONFERENCED Caller = D Called = A, Connected = A    |
|        | CONFERENCED Caller = D Called = C, Connected = C    |
|        | For B1'                                             |
|        | CONNECTED INACTIVE                                  |
|        | CONFERENCED Caller = A, Called = B1, Connected = A  |

| Action | Expected events                                   |
|--------|---------------------------------------------------|
|        | CONFERENCED Caller = B1 Called = C, Connected = C |
|        | CONFERENCED Caller = B1 Called = D, Connected = D |

### Join Two Calls From Different Lines to B1 While B1 Is Not Monitored by TAPI

| Action                                                                   | Expected events                                                     |
|--------------------------------------------------------------------------|---------------------------------------------------------------------|
| A ‡ B1 is HOLD,                                                          |                                                                     |
| C ‡ B2 is connected                                                      | For A:                                                              |
|                                                                          | LINE_CALLSTATE                                                      |
|                                                                          | param1 = x100, CONNECTED Caller = A, Called = B1<br>Connected B1    |
|                                                                          | For B2:                                                             |
|                                                                          | LINE_CALLSTATE                                                      |
|                                                                          | param1 = x100, CONNECTED Caller = C, Called = B2 ,<br>Connected = C |
|                                                                          | For C:                                                              |
|                                                                          | LINE_CALLSTATE                                                      |
|                                                                          | param1 = x100, CONNECTED Caller = C, Called = B2,<br>Connected = B2 |
| User issues join request from phone with the call on B1 as survival call | For A                                                               |
|                                                                          | CONNECTED                                                           |
|                                                                          | CONFERENCED Caller = A, Called = B1, Connected = B1                 |
|                                                                          | CONFERENCED Caller = A Called = C, Connected = C                    |
|                                                                          | For B2                                                              |
|                                                                          | Call will go IDLE                                                   |
|                                                                          | For C                                                               |
|                                                                          | CONNECTED                                                           |

| Action | Expected events                                            |
|--------|------------------------------------------------------------|
|        | CONFERENCED Caller = C, Called = B2, Connected = B1 (or A) |
|        | CONFERENCED Caller = C Called = A, Connected = A (or B1)   |

## Join Two Calls From Different Lines to B2

| Action                                                                              | Expected events                                                     |
|-------------------------------------------------------------------------------------|---------------------------------------------------------------------|
| A ‡ B1 is HOLD,                                                                     |                                                                     |
| C ‡ B2 is connected                                                                 | For A:                                                              |
|                                                                                     | LINE_CALLSTATE                                                      |
|                                                                                     | param1 = x100, CONNECTED Caller = A, Called = B1<br>Connected B1    |
|                                                                                     | For B1:                                                             |
|                                                                                     | LINE_CALLSTATE                                                      |
|                                                                                     | param1 = x100, HOLD Caller = A, Called = B1, Connected = A          |
|                                                                                     | For B2:                                                             |
|                                                                                     | LINE_CALLSTATE                                                      |
|                                                                                     | param1 = x100, CONNECTED Caller = C, Called = B2 ,<br>Connected = C |
|                                                                                     | For C:                                                              |
|                                                                                     | LINE_CALLSTATE                                                      |
|                                                                                     | param1 = x100, CONNECTED Caller = C, Called = B2,<br>Connected = B2 |
|                                                                                     | For B1':                                                            |
|                                                                                     | LINE_CALLSTATE                                                      |
|                                                                                     | param1 = x100, HOLD Caller = A, Called = B1, Connected = A          |
| Application issues lineDevSpecific(SLDST_JOIN) with the call on B1 as survival call | For A                                                               |

| Action | Expected events                                            |
|--------|------------------------------------------------------------|
|        | CONNECTED                                                  |
|        | CONFERENCED Caller = A, Called = B1, Connected = B1        |
|        | CONFERENCED Caller = A Called = C, Connected = C           |
|        | For B1                                                     |
|        | CONNECTED                                                  |
|        | CONFERENCED Caller = A, Called = B1, Connected = A         |
|        | CONFERENCED Caller = B1 Called = C, Connected = C ??       |
|        | For B2                                                     |
|        | Call will go IDLE                                          |
|        | For C                                                      |
|        | CONNECTED                                                  |
|        | CONFERENCED Caller = C, Called = B2, Connected = B1 (or A) |
|        | CONFERENCED Caller = C Called = A, Connected = A (or B1)   |
|        | For B1'                                                    |
|        | CONNECTED INACTIVE                                         |
|        | CONFERENCED Caller = A, Called = B1, Connected = A         |
|        | CONFERENCED Caller = B1 Called = C, Connected = C          |

| Action                     | Expected events |
|----------------------------|-----------------|
| A ‡ B1 is HOLD,            | For A:          |
| B1 issues setup conference |                 |
| C ‡ B2 is connected        |                 |
|                            | LINE_CALLSTATE  |

| Action                                                                                 | Expected events                                                     |
|----------------------------------------------------------------------------------------|---------------------------------------------------------------------|
|                                                                                        | param1 = x100, CONNECTED Caller = A, Called = B1<br>Connected B1    |
|                                                                                        | For B1:                                                             |
|                                                                                        | Primary call                                                        |
|                                                                                        | LINE_CALLSTATE                                                      |
|                                                                                        | CONNECTED                                                           |
|                                                                                        | CONFERENCED Caller = A, Called = B1, Connected = B1                 |
|                                                                                        | Consult call                                                        |
|                                                                                        | DIALTONE                                                            |
|                                                                                        | For B2:                                                             |
|                                                                                        | LINE_CALLSTATE                                                      |
|                                                                                        | param1 = x100, CONNECTED Caller = C, Called = B2 ,<br>Connected = C |
|                                                                                        | For C:                                                              |
|                                                                                        | LINE_CALLSTATE                                                      |
|                                                                                        | param1 = x100, CONNECTED Caller = C, Called = B2,<br>Connected = B2 |
|                                                                                        | For B1':                                                            |
|                                                                                        | LINE_CALLSTATE                                                      |
|                                                                                        | param1 = x100, HOLD Caller = A, Called = B1, Connected = A          |
| Application issues lineDevSpecific(SLDST_JOIN) with the call<br>on B2 as survival call | For A:                                                              |
|                                                                                        | CONNECTED                                                           |
|                                                                                        | CONFERENCED Caller = A, Called = B1, Connected = B2                 |
|                                                                                        | CONFERENCED Caller = A Called = C, Connected = C                    |
|                                                                                        | For B1                                                              |
|                                                                                        | Both calls will go IDLE                                             |

| Action | Expected events                                            |
|--------|------------------------------------------------------------|
|        | For B2                                                     |
|        | CONNECTED                                                  |
|        | CONFERENCED Caller = B1, Called = A, Connected = A         |
|        | CONFERENCED Caller = C Called = B1, Connected = C          |
|        | For C                                                      |
|        | CONNECTED                                                  |
|        | CONFERENCED Caller = C, Called = B2, Connected = B2 (or A) |
|        | CONFERENCED Caller = C Called = A, Connected = A (or B2)   |
|        | For B1'                                                    |
|        | Calls go IDLE                                              |

### B1 Performs a Join Across Line Where B1 Is Already in a Conference Created by A

| Action                                    | Expected events                                      |
|-------------------------------------------|------------------------------------------------------|
| A, B1, C are in a conference created by A | For A:                                               |
|                                           | Conference – Caller = A, Called = B1, Connected = B1 |
|                                           | Connected                                            |
|                                           | Conference – Caller = A, Called = C, Connected = C   |
|                                           | For B1:                                              |
|                                           | Conference – Caller = A, Called = B1, Connected = A  |
|                                           | Connected                                            |
|                                           | Conference – Caller = B1, Called = C, Connected = C  |
|                                           | For C:                                               |
|                                           | Conference – Caller = B1, Called = C, Connected = B1 |
|                                           | Connected                                            |

| Action                                                                  | Expected events                                      |
|-------------------------------------------------------------------------|------------------------------------------------------|
|                                                                         | Conference – Caller = C, Called = A, Connected = A   |
|                                                                         | For A:                                               |
|                                                                         | B2 calls D, D answers                                |
|                                                                         | Conference – Caller = A, Called = B1, Connected = B1 |
|                                                                         | Connected                                            |
|                                                                         | Conference – Caller = A, Called = C, Connected = C   |
|                                                                         | For B1:                                              |
|                                                                         | Conference – Caller = A, Called = B1, Connected = A  |
|                                                                         | OnHold                                               |
|                                                                         | Conference – Caller = B1, Called = C, Connected = C  |
|                                                                         | For B2:                                              |
|                                                                         | Connected -Caller = B2, Called = D, Connected = D    |
|                                                                         | For C:                                               |
|                                                                         | Conference – Caller = B1, Called = C, Connected = B1 |
|                                                                         | Connected                                            |
|                                                                         | Conference – Caller = C, Called = A, Connected = A   |
|                                                                         | Connected -Caller = B2, Called = D, Connected = B2   |
| B1 issues a lineDevSpecific(SLDST_JOIN) to join the calls on B1 and B2. | For A:                                               |
|                                                                         | Conference – Caller = A, Called = B1, Connected = B1 |
|                                                                         | Connected                                            |
|                                                                         | Conference – Caller = A, Called = C, Connected = C   |
|                                                                         | Conference – Caller = A, Called = D, Connected = D   |
|                                                                         | For B1:                                              |
|                                                                         | Conference – Caller = A, Called = B1, Connected = B1 |

| Action | Expected events                                      |
|--------|------------------------------------------------------|
|        | Conference – Caller = A, Called = B1, Connected = A  |
|        | Connected                                            |
|        | Conference – Caller = B1, Called = C, Connected = C  |
|        | Conference – Caller = B1, Called = D, Connected = D  |
|        | For B2:                                              |
|        | Call will go IDLE                                    |
|        | For C:                                               |
|        | Conference – Caller = B1, Called = C, Connected = B1 |
|        | Connected                                            |
|        | Conference – Caller = C, Called = A, Connected = A   |
|        | Conference – Caller = C, Called = D, Connected = D   |
|        | For D:                                               |
|        | Conference – Caller = B1, Called = D, Connected = B1 |
|        | Connected                                            |
|        | Conference – Caller = D, Called = A, Connected = A   |
|        | Conference – Caller = D, Called = C, Connected = C   |

### B2 Performs a Join Across Line Where B1 Is Already in a Conference Created by A

| Action                                  | Expected events                                      |
|-----------------------------------------|------------------------------------------------------|
| A,B1,C are in a conference created by A | For A:                                               |
|                                         | Conference – Caller = A, Called = B1, Connected = B1 |
|                                         | Connected                                            |
|                                         | Conference – Caller = A, Called = C, Connected = C   |
|                                         | For B1:                                              |
|                                         | Conference – Caller = A, Called = B1, Connected = A  |

| Action                                                                  | Expected events                                      |
|-------------------------------------------------------------------------|------------------------------------------------------|
|                                                                         | Connected                                            |
|                                                                         | Conference – Caller = B1, Called = C, Connected = C  |
|                                                                         | For C:                                               |
|                                                                         | Conference – Caller = B1, Called = C, Connected = B1 |
|                                                                         | Connected                                            |
|                                                                         | Conference – Caller = C, Called = A, Connected = A   |
| B2 calls D, D answers                                                   | For A:                                               |
|                                                                         | Conference – Caller = A, Called = B1, Connected = B1 |
|                                                                         | Connected                                            |
|                                                                         | Conference – Caller = A, Called = C, Connected = C   |
|                                                                         | For B1:                                              |
|                                                                         | Conference – Caller = A, Called = B1, Connected = A  |
|                                                                         | OnHold                                               |
|                                                                         | Conference – Caller = B1, Called = C, Connected = C  |
|                                                                         | For B2:                                              |
|                                                                         | Connected -Caller = B2, Called = D, Connected = D    |
|                                                                         | For C:                                               |
|                                                                         | Conference – Caller = B1, Called = C, Connected = B1 |
|                                                                         | Connected                                            |
|                                                                         | Conference – Caller = C, Called = A, Connected = A   |
|                                                                         | For D:                                               |
|                                                                         | Connected -Caller = B2, Called = D, Connected = B2   |
| B2 issues a lineDevSpecific(SLDST_JOIN) to join the calls on B1 and B2. | For A:                                               |
|                                                                         | Conference – Caller = A, Called = B1, Connected = B2 |

| Action | Expected events                                      |
|--------|------------------------------------------------------|
|        | Connected                                            |
|        | Conference – Caller = A, Called = C, Connected = C   |
|        | Conference – Caller = A, Called = D, Connected = D   |
|        | For B1:                                              |
|        | Conference – Caller = A, Called = B1, Connected = A  |
|        | Connected                                            |
|        | Conference – Caller = B1, Called = C, Connected = C  |
|        | Conference – Caller = B1, Called = D, Connected = D  |
|        | For B2:                                              |
|        | Call will go IDLE                                    |
|        | For C:                                               |
|        | Conference – Caller = B2, Called = C, Connected = B2 |
|        | Connected                                            |
|        | Conference – Caller = C, Called = A, Connected = A   |
|        | Conference – Caller = C, Called = D, Connected = D   |
|        | For D:                                               |
|        | Conference – Caller = B2, Called = D, Connected = B2 |
|        | Connected                                            |
|        | Conference – Caller = D, Called = A, Connected = A   |
|        | Conference – Caller = D, Called = C, Connected = C   |

### B1 Performs a Join Across Line Where B1 Is in One Conference and B2 Is in a Separate Conference

| Action                      | Expected events |
|-----------------------------|-----------------|
| A,B1,C are in conference1   | For A (GCID-1): |
| D, B2, E are in conference2 |                 |

| Action                                                                  | Expected events                                      |
|-------------------------------------------------------------------------|------------------------------------------------------|
|                                                                         | Conference – Caller = A, Called = B1, Connected = B1 |
|                                                                         | Connected                                            |
|                                                                         | Conference – Caller = A, Called = C, Connected = C   |
|                                                                         | For B1 (GCID-1):                                     |
|                                                                         | Conference – Caller = A, Called = B1, Connected = A  |
|                                                                         | OnHold                                               |
|                                                                         | Conference – Caller = B1, Called = C, Connected = C  |
|                                                                         | For C (GCID-1):                                      |
|                                                                         | Conference – Caller = B1, Called = C, Connected = B1 |
|                                                                         | Connected                                            |
|                                                                         | Conference – Caller = C, Called = A, Connected = A   |
|                                                                         | For D (GCID-2):                                      |
|                                                                         | Conference – Caller = D, Called = B2, Connected = B2 |
|                                                                         | Connected                                            |
|                                                                         | Conference – Caller = D, Called = E, Connected = E   |
|                                                                         | For B2 (GCID-2):                                     |
|                                                                         | Conference – Caller = D, Called = B2, Connected = D  |
|                                                                         | Connected                                            |
|                                                                         | Conference – Caller = B2, Called = E, Connected = E  |
|                                                                         | For E (GCID-2):                                      |
|                                                                         | Conference – Caller = B2, Called = E, Connected = B2 |
|                                                                         | Connected                                            |
|                                                                         | Conference – Caller = E, Called = D, Connected = D   |
| B1 issues a lineDevSpecific(SLDST_JOIN) to join the calls on B1 and B2. | For A:                                               |

| Action | Expected events                                             |
|--------|-------------------------------------------------------------|
|        | Conference – Caller = A, Called = B1, Connected = B1        |
|        | Connected                                                   |
|        | Conference – Caller = A, Called = C, Connected = C          |
|        | Conference – Caller = A, Called = CFB-2, Connected = CFB-2  |
|        | For B1:                                                     |
|        | Conference – Caller = A, Called = B1, Connected = A         |
|        | Connected                                                   |
|        | Conference – Caller = B1, Called = C, Connected = C         |
|        | Conference – Caller = B1, Called = CFB-2, Connected = CFB-2 |
|        | For B2:                                                     |
|        | Call will go IDLE                                           |
|        | For C:                                                      |
|        | Conference – Caller = B1, Called = C, Connected = B1        |
|        | Connected                                                   |
|        | Conference – Caller = C, Called = A, Connected = A          |
|        | Conference – Caller = C, Called = CFB-2, Connected = CFB-2  |
|        | For D:                                                      |
|        | Connected                                                   |
|        | Conference – Caller = D, Called = E, Connected = E          |
|        | conference – Caller = D, Called = CFB-1, Connected = CFB-1  |
|        | For E:                                                      |
|        | Connected                                                   |
|        | Conference – Caller = E, Called = D, Connected = D          |
|        | Conference – Caller = E, Called = CFB-1, Connected = CFB-1  |

# Logical Partitioning

Use cases related to Logical Partitioning feature are mentioned below:

## Basic Call Scenario

| Basic Call scenario ; Logical partitioning Enabled = true |                                                                                                                                                                                                                                                      |
|-----------------------------------------------------------|------------------------------------------------------------------------------------------------------------------------------------------------------------------------------------------------------------------------------------------------------|
| Description                                               | Basic Call failure due to Logical partitioning Feature Policy.                                                                                                                                                                                       |
| Test Setup                                                | <p>A (VOIP) on one Geolocation</p> <p>A calls B:</p> <p>LineMakeCall on A</p> <p>Dails B (DN)</p> <p>Variant 1: B Geo-Location was not Configured;B(PSTN);Policy Config : Interior to Interior</p> <p>Variant 2: B (PSTN) on another GeoLocation</p> |
| Expected Results                                          | <p>Variant 1: Call will be successful; Reason: LP_IGNORE.</p> <p>Variant 2: A goes to Proceeding State and then On A there will be a DISCONNECTED call state will be sent to application with cause as LINEDISCONNECTMODE_UNKNOWN.</p>               |

## Redirect Scenario

| Redirect scenario ; Logical partitioning Enabled = true |                                                                                                                                                                                                                                                                                                                                 |
|---------------------------------------------------------|---------------------------------------------------------------------------------------------------------------------------------------------------------------------------------------------------------------------------------------------------------------------------------------------------------------------------------|
| Description                                             | Redirect Call failure due to Logical partitioning Feature Policy.                                                                                                                                                                                                                                                               |
| Test Setup                                              | <p>Two Clusters (Cluster1 and Cluster2) configured with logical partition policy that will restrict the VOIP calls from Cluster1 to PSTN calls on Cluster2. (vice versa PSTN to VIOP)</p> <p>A on Cluster1 (VOIP)</p> <p>B on Cluster2 (VOIP)</p> <p>C on Cluster2 (PSTN)</p> <p>A calls B</p> <p>B redirects the call to C</p> |
| Expected Results                                        | <p>Operation fails with error code LINEERR_OPERATION_FAIL_PARTITIONING_POLICY.</p> <p>Error code is processed on Cluster2</p>                                                                                                                                                                                                   |
| Variants                                                | For Forward Operation same behaviour will be observed.                                                                                                                                                                                                                                                                          |

**Transfer Call Scenario**

| <b>Transfer Call scenario ; Logical partitioning Enabled = true</b> |                                                                                                                                                                                                                                     |
|---------------------------------------------------------------------|-------------------------------------------------------------------------------------------------------------------------------------------------------------------------------------------------------------------------------------|
| Description                                                         | Transfer Call failure due to Logical partitioning Feature Policy.                                                                                                                                                                   |
| Test Setup                                                          | A (VOIP) in one GeoLocation (GeoLoc 1)<br>B (VOIP) in another GeoLocation(GeoLoc 2)<br>C (PSTN)in same GeoLocation as B (GeoLoc 2)<br>A calls B<br>SetUpTransfer on B.<br>On Consult Call at B; Dials C.<br>Complete Transfer on B. |
| Expected Results                                                    | Operation fails with error code "LINEERR_OPERATIONUNAVAIL".                                                                                                                                                                         |
| Variants                                                            | For Operation Adhoc Conference same behaviour will be observed.                                                                                                                                                                     |

**Join Scenario**

| <b>Join scenario; Logical partitioning Enabled = true</b> |                                                                                                                                                                                                                                                                                                                                                                                                               |
|-----------------------------------------------------------|---------------------------------------------------------------------------------------------------------------------------------------------------------------------------------------------------------------------------------------------------------------------------------------------------------------------------------------------------------------------------------------------------------------|
| Description                                               | Join failure due to Logical partitioning Feature Policy.                                                                                                                                                                                                                                                                                                                                                      |
| Test Setup                                                | A (VOIP) in one GeoLocation (GeoLoc 1)<br>B (VOIP) in another GeoLocation(GeoLoc 2)<br>C (VOIP)in same GeoLocation as B (GeoLoc 2)<br>D (PSTN) in same GeoLocation as B (GeoLoc 2)<br>B has Three Calls<br>1. B -> A<br>2. B -> C<br>3. B -> D<br>Variant 1: Join on B with B -> A as Primary Call.<br>Variant 2: Join on B with B -> D as Primary Call.<br>Variant 3: Join on B with B -> C as Primary Call. |

**Join scenario; Logical partitioning Enabled = true**

|                  |                                                                                                                                                                             |
|------------------|-----------------------------------------------------------------------------------------------------------------------------------------------------------------------------|
| Expected Results | <p>Variant 1: A, B and C will be in conference.</p> <p>Variant 2: B, C and D will be in conference.</p> <p>Variant 3: Either A or D will be in conference with B and C.</p> |
|------------------|-----------------------------------------------------------------------------------------------------------------------------------------------------------------------------|

**Shared Line Scenario****CallPickUp scenario ; Logical partitioning Enabled = true**

|                  |                                                                                                                                                                                                       |
|------------------|-------------------------------------------------------------------------------------------------------------------------------------------------------------------------------------------------------|
| Description      | CallPickUp Failure due to Logical partitioning Feature Policy.                                                                                                                                        |
| Test Setup       | <p>A (PSTN) on one Geolocation -GeoLoc1</p> <p>B (VOIP) on one Geolocation -GeoLoc1</p> <p>C (VOIP) on one Geolocation -GeoLoc2</p> <p>A Dials B</p> <p>B Parks the call</p> <p>C does LineUnPark</p> |
| Expected Results | Call will be successful on A and A' call will not be present                                                                                                                                          |
| Variants         | Shared line features like barge, ccharge, hold & remote resume should be disabled for calls.                                                                                                          |

**CallPark: Retrieve Scenario****CallPickUp scenario ; Logical partitioning Enabled = true**

|                  |                                                                                                                                                                                                       |
|------------------|-------------------------------------------------------------------------------------------------------------------------------------------------------------------------------------------------------|
| Description      | CallPickUp Failure due to Logical partitioning Feature Policy.                                                                                                                                        |
| Test Setup       | <p>A (PSTN) on one Geolocation -GeoLoc1</p> <p>B (VOIP) on one Geolocation -GeoLoc1</p> <p>C (VOIP) on one Geolocation -GeoLoc2</p> <p>A Dials B</p> <p>B Parks the call</p> <p>C does LineUnPark</p> |
| Expected Results | CallUpark Will fail with error code "LINEERR_OPERATIONUNAVAIL".                                                                                                                                       |

**Basic Call Scenario**

| <b>Basic Call scenario ; Logical partitioning Enabled = true</b> |                                                                                                                                                                                                                                                     |
|------------------------------------------------------------------|-----------------------------------------------------------------------------------------------------------------------------------------------------------------------------------------------------------------------------------------------------|
| Description                                                      | Basic Call failure due to Logical partitioning Feature Policy.                                                                                                                                                                                      |
| Test Setup                                                       | <p>A (VOIP) on one Geolocation</p> <p>A calls B:</p> <p>LineMakeCall on A</p> <p>Dails B (DN)</p> <p>Variant 1: B Geo-Location was not Configured;B(PSTN);Policy Config: Interior to Interior</p> <p>Variant 2: B (PSTN) on another GeoLocation</p> |
| Expected Results                                                 | <p>Variant 1: Call will be successful; Reason: LP_IGNORE.</p> <p>Variant 2: A goes to Proceeding State and then On A there will be a DISCONNECTED call state will be sent to application with cause as LINEDISCONNECTMODE_UNKNOWN.</p>              |

## Manual Outbound Call

The following table describes the message sequences for Manual Outbound Call when party A is idle.

| Action                   | CTI messages                                                                                                                                                                                                  | TAPI messages                                                                                                                                 | TAPI structures                                                                                                                                                                                                                                        |
|--------------------------|---------------------------------------------------------------------------------------------------------------------------------------------------------------------------------------------------------------|-----------------------------------------------------------------------------------------------------------------------------------------------|--------------------------------------------------------------------------------------------------------------------------------------------------------------------------------------------------------------------------------------------------------|
| 1. Party A goes off-hook | <p>NewCallEven</p> <p>CH = C1,</p> <p>GCH = G1,</p> <p>Calling = A,</p> <p>Called = NP,</p> <p>OrigCalled = NP,</p> <p>LR = NP,</p> <p>State = Dialtone,</p> <p>Origin = OutBound,</p> <p>Reason = Direct</p> | <p>LINE_APPNEWCALL</p> <p>hDevice = A</p> <p>dwCallbackInstance = 0</p> <p>dwParam1 = 0</p> <p>dwParam2 = hCall-1</p> <p>dwParam3 = OWNER</p> | <p>LINECALLINFO (hCall-1)</p> <p>hLine = A</p> <p>dwCallID = T1</p> <p>dwOrigin = OUTBOUND</p> <p>dwReason = DIRECT</p> <p>dwCallerID = A</p> <p>dwCalledID = NP</p> <p>dwConnectedID = NP</p> <p>dwRedirectionID = NP</p> <p>dwRedirectionID = NP</p> |

| Action                   | CTI messages                                                                                                                                                        | TAPI messages                                                                                                                                                                                                                                 | TAPI structures                                                                                                                                                                                            |
|--------------------------|---------------------------------------------------------------------------------------------------------------------------------------------------------------------|-----------------------------------------------------------------------------------------------------------------------------------------------------------------------------------------------------------------------------------------------|------------------------------------------------------------------------------------------------------------------------------------------------------------------------------------------------------------|
|                          | CallStateChangedEvent,<br>CH = C1,<br>State = Dialtone,<br>Cause = CauseNoError,<br>Reason = Direct,<br>Calling = A,<br>Called = NP,<br>OrigCalled = NP,<br>LR = NP | LINE_CALLSTATE<br>hDevice = hCall-1<br>dwCallbackInstance = 0<br>dwParam1 = DIALTONE<br>dwParam2 = UNAVAIL<br>dwParam3 = 0                                                                                                                    | No change                                                                                                                                                                                                  |
| 2. Party A dials Party B | CallStateChangedEvent,<br>CH = C1,<br>State = Dialing,<br>Cause = CauseNoError,<br>Reason = Direct,<br>Calling = A,<br>Called = NP,<br>OrigCalled = NP,<br>LR = NP  | LINE_CALLSTATE<br>hDevice = hCall-1<br>dwCallbackInstance = 0<br>dwParam1 = DIALING<br>dwParam2 = 0<br>dwParam3 = 0                                                                                                                           | No change                                                                                                                                                                                                  |
| 3. Party B accepts call  | CallStateChangedEvent,<br>CH = C1,<br>State = Proceeding,<br>Cause = CauseNoError,<br>Reason = Direct,<br>Calling = A,<br>Called = B,<br>OrigCalled = B,<br>LR = NP | LINE_CALLSTATE<br>hDevice = hCall-1<br>dwCallbackInstance = 0<br>dwParam1 = PROCEEDING<br>dwParam2 = 0<br>dwParam3 = 0<br>LINE_CALLINFO<br>hDevice = hCall-1<br>dwCallbackInstance = 0<br>dwParam1 = CALLEDID<br>dwParam2 = 0<br>dwParam3 = 0 | LINECALLINFO (hCall-1)<br>hLine = A<br>dwCallID = T1<br>dwOrigin = OUTBOUND<br>dwReason = DIRECT<br>dwCallerID = A<br>dwCalledID = B<br>dwConnectedID = NP<br>dwRedirectionID = NP<br>dwRedirectionID = NP |

| Action                  | CTI messages                                                                                                                                                       | TAPI messages                                                                                                                                                                                                                                        | TAPI structures                                                                                                                                                                                           |
|-------------------------|--------------------------------------------------------------------------------------------------------------------------------------------------------------------|------------------------------------------------------------------------------------------------------------------------------------------------------------------------------------------------------------------------------------------------------|-----------------------------------------------------------------------------------------------------------------------------------------------------------------------------------------------------------|
|                         | CallStateChangedEvent,<br>CH = C1,<br>State = Ringback,<br>Cause = CauseNoError,<br>Reason = Direct,<br>Calling = A,<br>Called = B,<br>OrigCalled = B,<br>LR = NP  | LINE_CALLSTATE<br>hDevice = hCall-1<br>dwCallbackInstance = 0<br>dwParam1 = RINGBACK<br>dwParam2 = 0<br>dwParam3 = 0                                                                                                                                 | No change                                                                                                                                                                                                 |
| 4. Party B answers call | CallStateChangedEvent,<br>CH = C1,<br>State = Connected,<br>Cause = CauseNoError,<br>Reason = Direct,<br>Calling = A,<br>Called = B,<br>OrigCalled = B,<br>LR = NP | LINE_CALLSTATE<br>hDevice = hCall-1<br>dwCallbackInstance = 0<br>dwParam1 = CONNECTED<br>dwParam2 = ACTIVE<br>dwParam3 = 0<br>LINE_CALLINFO<br>hDevice = hCall-1<br>dwCallbackInstance = 0<br>dwParam1 = CONNECTEDID<br>dwParam2 = 0<br>dwParam3 = 0 | LINECALLINFO (hCall-1)<br>hLine = A<br>dwCallID = T1<br>dwOrigin = OUTBOUND<br>dwReason = DIRECT<br>dwCallerID = A<br>dwCalledID = B<br>dwConnectedID = B<br>dwRedirectionID = NP<br>dwRedirectionID = NP |
|                         | CallStartReceptionEvent, DH = A, CH = C1                                                                                                                           | LINE_DEVSPECIFIC<br>hDevice = hCall-1<br>dwCallBackInstance = 0<br>dwParam1 = StartReception<br>dwParam2 = IP Address<br>dwParam3 = Port                                                                                                             | No change                                                                                                                                                                                                 |
|                         | CallStartTransmissionEvent,<br>DH = A, CH = C1                                                                                                                     | LINE_DEVSPECIFIC<br>hDevice = hCall-1<br>dwCallBackInstance = 0<br>dwParam1 = StartTransmission<br>dwParam2 = IP Address<br>dwParam3 = Port                                                                                                          | No change                                                                                                                                                                                                 |

**Note**

LINE\_DEVSPECIFIC events are sent only if the application has requested them by using lineDevSpecific().

# Monitoring and Recording

## Monitoring a Call

A (agent) and B (customer) get connected. BIB on A gets set to on.

| Action                                                                      | CTI messages                                                                                                                              | TAPI messages                                                                                                                                                                                                                                    | TAPI structures                                                                                                                                                                                             |
|-----------------------------------------------------------------------------|-------------------------------------------------------------------------------------------------------------------------------------------|--------------------------------------------------------------------------------------------------------------------------------------------------------------------------------------------------------------------------------------------------|-------------------------------------------------------------------------------------------------------------------------------------------------------------------------------------------------------------|
|                                                                             | Party C                                                                                                                                   |                                                                                                                                                                                                                                                  |                                                                                                                                                                                                             |
| C(supervisor) issues start monitoring req with A's permanentLineID as input | NewCallEvent, CH = C3, GCH = G2, Calling = C, Called = NP, OrigCalled = NP, LR = NP, State = Dialtone, Origin = OutBound, Reason = Direct | LINE_CALLINFO<br>hDevice = hCall-1<br>dwCallbackInstance = 0<br>dwParam1 = ORIGIN<br>dwParam2 = 0<br>dwParam3 = 0<br>LINE_CALLINFO<br>hDevice = hCall-1<br>dwCallbackInstance = 0<br>dwParam1 = REASON, CALLERID<br>dwParam2 = 0<br>dwParam3 = 0 | LINECALLINFO (hCall-1)<br>hLine = C<br>dwCallID = T2<br>dwOrigin = OUTBOUND<br>dwReason = DIRECT<br>dwCallerID = C<br>dwCalledID = NP<br>dwConnectedID = NP<br>dwRedirectionID = NP<br>dwRedirectingID = NP |
| A's BIB automatically answers                                               | Party C                                                                                                                                   |                                                                                                                                                                                                                                                  |                                                                                                                                                                                                             |

| Action | CTI messages                                                                                                                               | TAPI messages                                                                                                                            | TAPI structures                                                                                                                                                                                           |
|--------|--------------------------------------------------------------------------------------------------------------------------------------------|------------------------------------------------------------------------------------------------------------------------------------------|-----------------------------------------------------------------------------------------------------------------------------------------------------------------------------------------------------------|
|        | CallStateChangedEvent, CH = C3, State = Connected, Cause = CauseNoError, Reason = Direct, Calling = C, Called = A, OrigCalled = A, LR = NP | LINE_CALLSTATE<br>hDevice = hCall-1<br>dwCallbackInstance = 0<br>dwParam1 = CONNECTED<br>dwParam2 = ACTIVE<br>dwParam3 = 0               | LINECALLINFO (hCall-1)<br>hLine = C<br>dwCallID = T2<br>dwOrigin = OUTBOUND<br>dwReason = DIRECT<br>dwCallerID = C<br>dwCalledID = A<br>dwConnectedID = A<br>dwRedirectionID = NP<br>dwRedirectingID = NP |
|        | Party A                                                                                                                                    |                                                                                                                                          |                                                                                                                                                                                                           |
|        | MonitoringStartedEvent, CH = C1                                                                                                            | LINE_CALLDEVSPECIFIC<br>hDevice = hCall-1<br>dwCallbackInstance = 0<br>dwParam1 = SLDSMT_MONITOR_STARTED<br>dwParam2 = 0<br>dwParam3 = 0 | LINECALLINFO (hCall-2)<br>hLine = A<br>dwCallID = T1<br>dwOrigin = OUTBOUND<br>dwReason = DIRECT<br>dwCallerID = B<br>dwCalledID = A<br>dwConnectedID = B<br>dwRedirectionID = NP<br>dwRedirectingID = NP |
|        | Party C                                                                                                                                    |                                                                                                                                          |                                                                                                                                                                                                           |

| Action | CTI messages                                                                                                                                                      | TAPI messages                                                                                                                                                                               | TAPI structures                                                                                                                                                                                                                                                                                                                                                          |
|--------|-------------------------------------------------------------------------------------------------------------------------------------------------------------------|---------------------------------------------------------------------------------------------------------------------------------------------------------------------------------------------|--------------------------------------------------------------------------------------------------------------------------------------------------------------------------------------------------------------------------------------------------------------------------------------------------------------------------------------------------------------------------|
|        | LineCallAttributeInfoEvent,<br>CH = C3, Type = 2<br>(MonitorCall_Target),<br>CI = C1,<br>Address = A's DN, Partition =<br>A's Partition, DeviceName =<br>A's Name | LINE_CALLDEVSPECIFIC<br>hDevice = hCall-1<br>dwCallbackInstance = 0<br>dwParam1 =<br>SLDSMT_LINECALLINFO_<br>DEVSPECIFICDATA<br>dwParam2 =<br>SLDST_CALL_ATTRIBUTE_<br>INFO<br>dwParam3 = 0 | LINECALLINFO (hCall-1)<br>hLine = C<br>dwCallID = T2<br>dwOrigin = OUTBOUND<br>dwReason = DIRECT<br>dwCallerID = C<br>dwCalledID = A<br>dwConnectedID = A<br>dwRedirectionID = NP<br>dwRedirectingID = NP<br>DevSpecifc Data:<br>Type:<br>CallAttribute_SilentMonitorCall_<br>Target,<br>CI = C1,<br>DN = A's DN,<br>Partition = A's Partition,<br>DeviceName = A's Name |
|        | Party A                                                                                                                                                           |                                                                                                                                                                                             |                                                                                                                                                                                                                                                                                                                                                                          |

| Action           | CTI messages                                                                                                                                              | TAPI messages                                                                                                                                                                               | TAPI structures                                                                                                                                                                                                                                                                                                                                               |
|------------------|-----------------------------------------------------------------------------------------------------------------------------------------------------------|---------------------------------------------------------------------------------------------------------------------------------------------------------------------------------------------|---------------------------------------------------------------------------------------------------------------------------------------------------------------------------------------------------------------------------------------------------------------------------------------------------------------------------------------------------------------|
|                  | LineCallAttributeInfoEvent,<br>CH = C1, Type = 1<br>(MonitorCall),<br>CI = C3<br>Address = C's DN, Partition =<br>C's Partition, DeviceName = C's<br>Name | LINE_CALLDEVSPECIFIC<br>hDevice = hCall-1<br>dwCallbackInstance = 0<br>dwParam1 =<br>SLDSMT_LINECALLINFO_<br>DEVSPECIFICDATA<br>dwParam2 =<br>SLDST_CALL_ATTRIBUTE_<br>INFO<br>dwParam3 = 0 | LINECALLINFO (hCall-1)<br>hLine = A<br>dwCallID = T1<br>dwOrigin = INTERNAL<br>dwReason = DIRECT<br>dwCallerID = B<br>dwCalledID = A<br>dwConnectedID = B<br>dwRedirectionID = NP<br>dwRedirectingID = NP<br>DevSpecific Data:<br>Type:<br>CallAttribute_SilentMonitorCall,<br>CI = C3<br>DN = C's DN,<br>Partition = C's Partition,<br>DeviceName = C's Name |
| C drops the call | Party C                                                                                                                                                   |                                                                                                                                                                                             |                                                                                                                                                                                                                                                                                                                                                               |
|                  | CallStateChangedEvent, CH =<br>C3, State = Idle, Cause =<br>CauseNoError, Reason = Direct,<br>Calling = C, Called = A,<br>OrigCalled = A, LR = NP         | LINE_CALLSTATE<br>hDevice = hCall-1<br>dwCallbackInstance = 0<br>dwParam1 = IDLE<br>dwParam2 = 0<br>dwParam3 = 0                                                                            |                                                                                                                                                                                                                                                                                                                                                               |
|                  | Party A                                                                                                                                                   |                                                                                                                                                                                             |                                                                                                                                                                                                                                                                                                                                                               |
|                  | MonitoringEndedEvent,<br>CH = C1                                                                                                                          | LINE_CALLDEVSPECIFIC<br>hDevice = hCall-1<br>dwCallbackInstance = 0<br>dwParam1 =<br>SLDSMT_MONITOR_ENDED<br>dwParam2 =<br>DisconnectMode_Normal<br>dwParam3 = 0                            |                                                                                                                                                                                                                                                                                                                                                               |

## Automatic Recording

Recording type on A (agent phone) is configured as Automatic. D is configured as a Recorder Device.

| Action                                                                                                                              | CTI messages                                                                                                                               | TAPI messages                                                                                                                              | TAPI structures                                                                                                                                                                                           |
|-------------------------------------------------------------------------------------------------------------------------------------|--------------------------------------------------------------------------------------------------------------------------------------------|--------------------------------------------------------------------------------------------------------------------------------------------|-----------------------------------------------------------------------------------------------------------------------------------------------------------------------------------------------------------|
| A receives a call from B, and A answers the call<br><br>Recording session gets established between the agent phone and the recorder | Party A                                                                                                                                    |                                                                                                                                            |                                                                                                                                                                                                           |
|                                                                                                                                     | CallStateChangedEvent, CH = C1, State = Connected, Cause = CauseNoError, Reason = Direct, Calling = B, Called = A, OrigCalled = A, LR = NP | LINE_CALLSTATE<br>hDevice = hCall-1<br>dwCallbackInstance = 0<br>dwParam1 = CONNECTED<br>dwParam2 = ACTIVE<br>dwParam3 = 0                 | LINECALLINFO (hCall-1)<br>hLine = A<br>dwCallID = T1<br>dwOrigin = INTERNAL<br>dwReason = DIRECT<br>dwCallerID = B<br>dwCalledID = A<br>dwConnectedID = B<br>dwRedirectionID = NP<br>dwRedirectingID = NP |
|                                                                                                                                     | RecordingStartedEvent, CH = C1                                                                                                             | LINE_CALLDEVSPECIFIC<br>hDevice = hCall-1<br>dwCallbackInstance = 0<br>dwParam1 = SLDSMT_RECORDING_STARTED<br>dwParam2 = 0<br>dwParam3 = 0 | LINECALLINFO (hCall-1)<br>hLine = A<br>dwCallID = T1 dwOrigin = OUTBOUND<br>dwReason = DIRECT<br>dwCallerID = B<br>dwCalledID = A<br>dwConnectedID = B<br>dwRedirectionID = NP<br>dwRedirectingID = NP    |

| Action | CTI messages                                                                                                                              | TAPI messages                                                                                                                                                                       | TAPI structures                                                                                                                                                                                                                                                                                                                          |
|--------|-------------------------------------------------------------------------------------------------------------------------------------------|-------------------------------------------------------------------------------------------------------------------------------------------------------------------------------------|------------------------------------------------------------------------------------------------------------------------------------------------------------------------------------------------------------------------------------------------------------------------------------------------------------------------------------------|
|        | LineCallAttributeInfoEvent<br>CH = C1, Type = 3 (Automatic Recording), Address = D's DN, Partition = D's Partition, DeviceName = D's Name | LINE_CALLDEVSPECIFIC<br>hDevice = hCall-1<br>dwCallbackInstance = 0<br>dwParam1 =<br>SLDSMT_LINECALLINFO_DEVSPECIFICDATA<br>dwParam2 =<br>SLDST_CALL_ATTRIBUTE_INFO<br>dwParam3 = 0 | LINECALLINFO (hCall-1)<br>hLine = A<br>dwCallID = T1<br>dwOrigin = OUTBOUND<br>dwReason = DIRECT<br>dwCallerID = B<br>dwCalledID = A<br>dwConnectedID = B<br>dwRedirectionID = NP<br>dwRedirectingID = NP<br>DevSpecific Data:<br>Type: App Controlled Recording,<br>DN = D's DN,<br>Partition = D's Partition,<br>DeviceName = D's Name |

## Application-Controlled Recording

A (C1) and B (C2) connect. Recording Type on A gets configured as 'Application Based'. D gets configured as a Recorder Device.

| Action                                                                                                          | CTI messages | TAPI messages | TAPI structures |
|-----------------------------------------------------------------------------------------------------------------|--------------|---------------|-----------------|
| A issues start recording request<br>Recording session gets established between the agent phone and the recorder | Party A      |               |                 |

| Action | CTI messages                                                                                                                                               | TAPI messages                                                                                                                                                                               | TAPI structures                                                                                                                                                                                                                                                                                                                            |
|--------|------------------------------------------------------------------------------------------------------------------------------------------------------------|---------------------------------------------------------------------------------------------------------------------------------------------------------------------------------------------|--------------------------------------------------------------------------------------------------------------------------------------------------------------------------------------------------------------------------------------------------------------------------------------------------------------------------------------------|
|        | RecordingStartedEvent,<br>CH = C1                                                                                                                          | LINE_CALLDEVSPECIFIC<br>hDevice = hCall-1<br>dwCallbackInstance = 0<br>dwParam1 =<br>SLDSMT_RECORDING_<br>STARTED<br>dwParam2 = 0<br>dwParam3 = 0                                           | LINECALLINFO (hCall-1)<br>hLine = A<br>dwCallID = T1 dwOrigin =<br>OUTBOUND<br>dwReason = DIRECT<br>dwCallerID = B<br>dwCalledID = A<br>dwConnectedID = B<br>dwRedirectionID = NP<br>dwRedirectingID = NP                                                                                                                                  |
|        | LineCallAttributeInfoEvent<br>CH = C1, Type = 4 (App<br>Controlled Recording), Address<br>= D's DN, Partition = D's<br>Partition, DeviceName = D's<br>Name | LINE_CALLDEVSPECIFIC<br>hDevice = hCall-1<br>dwCallbackInstance = 0<br>dwParam1 =<br>SLDSMT_LINECALLINFO_<br>DEVSPECIFICDATA<br>dwParam2 =<br>SLDST_CALL_ATTRIBUTE_<br>INFO<br>dwParam3 = 0 | LINECALLINFO (hCall-1)<br>hLine = A<br>dwCallID = T1<br>dwOrigin = OUTBOUND<br>dwReason = DIRECT<br>dwCallerID = B<br>dwCalledID = A<br>dwConnectedID = B<br>dwRedirectionID = NP<br>dwRedirectingID = NP<br>DevSpecfic Data:<br>Type: App Controlled<br>Recording,<br>DN = D's DN,<br>Partition = D's Partition,<br>DeviceName = D's Name |

| Action                           | CTI messages                    | TAPI messages                                                                                                                                                      | TAPI structures                                                                                                                                                                                           |
|----------------------------------|---------------------------------|--------------------------------------------------------------------------------------------------------------------------------------------------------------------|-----------------------------------------------------------------------------------------------------------------------------------------------------------------------------------------------------------|
| A issues stop monitoring request | RecordingEndedEvent,<br>CH = C1 | LINE_CALLDEVSPECIFIC<br>hDevice = hCall-1<br>dwCallbackInstance = 0<br>dwParam1 =<br>SLDSMT_RECORDING_ENDED<br>dwParam2 =<br>DisconnectMode_Normal<br>dwParam3 = 0 | LINECALLINFO (hCall-1)<br>hLine = A<br>dwCallID = T1<br>dwOrigin = OUTBOUND<br>dwReason = DIRECT<br>dwCallerID = B<br>dwCalledID = A<br>dwConnectedID = B<br>dwRedirectionID = NP<br>dwRedirectingID = NP |

## NuRD (Number Matching for Remote Destination) Support

### Park Monitoring

Use cases related to Park Monitoring feature are mentioned below:

#### Park Monitoring Feature Disabled

Setup:

The Park Monitoring message flag is disabled by default.

Cisco Unified IP phones (future version) running SIP: A(3000), B(3001)

All lines are monitored by TSP

| Action                                                                                                                            | Expected events                                                                                                                |
|-----------------------------------------------------------------------------------------------------------------------------------|--------------------------------------------------------------------------------------------------------------------------------|
| <ol style="list-style-type: none"> <li>1 A(3000) calls B(3001)</li> <li>2 B(3001) receives the call and parks the call</li> </ol> | Application will not be notified about the New Parked call through LINE_NEWCALL event as the park Monitoring flag is disabled. |

#### Park Monitoring Feature Enabled

Setup:

Cisco Unified IP phones (future version) running SIP: A(3000), B(3001),C(3002)

All lines are monitored by TSP

| Action                                                                                                                                   | Expected events                                                                                                                                                                                                                                                                                                                                                                                     |
|------------------------------------------------------------------------------------------------------------------------------------------|-----------------------------------------------------------------------------------------------------------------------------------------------------------------------------------------------------------------------------------------------------------------------------------------------------------------------------------------------------------------------------------------------------|
| <p>Scenario 1:</p> <p><b>1</b> The Park Monitoring message flag is Enabled using SLDST_SET_STATUS_MESSAGES request for Line B(3001).</p> | <p>Park Status Event on B:</p> <p>At Step 3:</p> <p>Application will be notified about the New Parked call through LINE_NEWCALL event</p> <p>At Step 3:</p> <p>Application will receive the LINE_CALLSTATE event with the Park Status = Parked.</p> <p>Application does a LineGetCallInfo.</p>                                                                                                      |
| <p><b>1</b> A(3000) calls B(3001)</p> <p><b>2</b> B(3001) receives the call and parks the call at 5555</p>                               | <p>LineCallInfo will contain the following:</p> <p>hline : LH = 1</p> <p>dwCallID : CallID</p> <p>dwReason :LINECALLREASON_PARKED</p> <p>dwRedirectingIDName : TransactionIDID = Sub1.</p> <p>dwBearerMode: ParkStatus = 2</p> <p>dwCallerID : ParkDN = 5555</p> <p>dwCallerName : ParkDNPartition = P1</p> <p>dwcalled : ParkedParty = 3000</p> <p>dwCalledIDName : ParkedPartyPartition = P1.</p> |

| Action                                                                                                                                                                                                                                                                                                                                                               | Expected events                                                                                                                                                                                                                                                                                                                                                                                                                                                                                                                                                                                                                                                                                      |
|----------------------------------------------------------------------------------------------------------------------------------------------------------------------------------------------------------------------------------------------------------------------------------------------------------------------------------------------------------------------|------------------------------------------------------------------------------------------------------------------------------------------------------------------------------------------------------------------------------------------------------------------------------------------------------------------------------------------------------------------------------------------------------------------------------------------------------------------------------------------------------------------------------------------------------------------------------------------------------------------------------------------------------------------------------------------------------|
| <p>Scenario 2:</p> <ol style="list-style-type: none"> <li>1 The Park Monitoring message flag is Enabled using SLDST_SET_STATUS_MESSAGES request for Line B(3001).</li> <li>2 A(3000) calls B(3001)</li> <li>3 B(3001) receives the call and parks the call at 5555</li> <li>4 The Park Monitoring Reversion Timer expires while the call is still parked.</li> </ol> | <p>Park Status Event on B:</p> <p>At Step 3:</p> <p>Application will receive the LINE_CALLSTATE event with the Park Status = Parked.</p> <p>At Step 4:</p> <p>Application will receive the LINE_CALLSTATE event with the Park Status = Reminder.</p> <p>Application does a LineGetCallInfo.</p> <p>LineCallInfo will contain the following:</p> <p>hline : LH = 1</p> <p>dwCallID : CallID</p> <p>dwReason : LINECALLREASON_PARKED</p> <p>dwRedirectingIDName : TransactionIDID = Sub1.</p> <p>dwBearerMode: ParkStatus = 3</p> <p>dwCallerID : ParkDN = 5555</p> <p>dwCallerName : ParkDNPartition = P1</p> <p>dwcalled : ParkedParty = 3000</p> <p>dwCalledIDName : ParkedPartyPartition = P1.</p> |

| Action                                                                                                                                                                                                                                                                                                                                                                                                                                                       | Expected events                                                                                                                                                                                                                                                                                                                                                                                                                                                                                                                                                                                                                 |
|--------------------------------------------------------------------------------------------------------------------------------------------------------------------------------------------------------------------------------------------------------------------------------------------------------------------------------------------------------------------------------------------------------------------------------------------------------------|---------------------------------------------------------------------------------------------------------------------------------------------------------------------------------------------------------------------------------------------------------------------------------------------------------------------------------------------------------------------------------------------------------------------------------------------------------------------------------------------------------------------------------------------------------------------------------------------------------------------------------|
| <p>Scenario 3:</p> <ol style="list-style-type: none"> <li>1 The Park Monitoring message flag is Enabled using SLDST_SET_STATUS_MESSAGES request for Line B(3001).</li> <li>2 The Park Monitoring Forward No Retrieve destination configured on B(3001) as C(3002)</li> <li>3 A(3000) calls B(3001)</li> <li>4 B(3001) receives the call and parks the call</li> <li>5 The Park Monitoring Reversion Timer Expires while the call is still parked.</li> </ol> | <p>Park Status Event on B:</p> <p>At Step 4:</p> <p>Application will receive the LINE_CALLSTATE event with the Park Status = Parked.</p> <p>At Step 5:</p> <p>Application will receive the LINE_CALLSTATE event with the Park Status = Reminder.</p> <p>At Step 6:</p> <p>Application will receive the LINE_CALLSTATE event with the Park Status = Forwarded</p> <p>Application will receive the LINE_CALLSTATE event with callstate IDLE.</p> <p>The reason code CtiReasonforwardedNoRetrieve will be updated in the LINECALLINFO::dwDevSpecificData.ExtendedCallInfo.dwExtendedCallReason = CtiReasonforwardedNoRetrieve.</p> |
| <ol style="list-style-type: none"> <li>1 The Park Monitoring Forward No Retrieve timer expires and now the call is forwarded to the Park Monitoring Forward No Retrieve Destination C(3002).</li> </ol>                                                                                                                                                                                                                                                      | <p>Application does a LineGetCallInfo.</p> <p>LineCallInfo will contain the following:</p> <p>hline : LH = 1</p> <p>dwCallID : CallID</p> <p>dwReason :LINECALLREASON_PARKED</p> <p>dwRedirectingIDName : TransactionIDID = Sub1.</p> <p>dwBearerMode: ParkStatus = 6</p> <p>dwCallerID : ParkDN = 5555</p> <p>dwCallerName : ParkDNPartition = P1</p> <p>dwcalled : ParkedParty = 3000</p> <p>dwCalledIDName : ParkedPartyPartition = P1.</p>                                                                                                                                                                                  |

| Action                                                                                                                                                                                                                                                                                                          | Expected events                                                                                                                                                                                                                                                                                                                                                                                                                                                                                                                                                                                                                                                                                                                                                                  |
|-----------------------------------------------------------------------------------------------------------------------------------------------------------------------------------------------------------------------------------------------------------------------------------------------------------------|----------------------------------------------------------------------------------------------------------------------------------------------------------------------------------------------------------------------------------------------------------------------------------------------------------------------------------------------------------------------------------------------------------------------------------------------------------------------------------------------------------------------------------------------------------------------------------------------------------------------------------------------------------------------------------------------------------------------------------------------------------------------------------|
| <p>Scenario 4:</p> <ol style="list-style-type: none"> <li>1. The Park Monitoring message flag is Enabled using SLDST_SET_STATUS_MESSAGES request for Line B(3001).</li> <li>2. A(3000) calls B(3001)</li> <li>3. B(3001) receives the call and parks the call</li> <li>4. A(3000) hangs up the call.</li> </ol> | <p>Park Status Event on B:</p> <p>At Step 3:</p> <p>Application will receive the LINE_CALLSTATE event with the Park Status = Parked.</p> <p>At Step 4:</p> <p>Application will receive the LINE_CALLSTATE event with the Park Status = Abandoned.</p> <p>Application will receive the LINE_CALLSTATE event with callstate IDLE.</p> <p>Application does a LineGetCallInfo.</p> <p>LineCallInfo will contain the following:</p> <p>hline : LH = 1</p> <p>dwCallID : CallID</p> <p>dwReason :LINECALLREASON_PARKED</p> <p>dwRedirectingIDName TransactionIDID = Sub1.</p> <p>dwBearerMode: ParkStatus = 4</p> <p>dwCallerID : ParkDN = 5555</p> <p>dwCallerName : ParkDNPartition = P1</p> <p>dwcalled : ParkedParty = 3000</p> <p>dwCalledIDName : ParkedPartyPartition = P1.</p> |

| Action                                                                                                                                                                                                                                                                                                                                                                                             | Expected events                                                                                                                                                                                                                                                                                                                                                                                                                                                                                                                                                                                                                                                                                                                                                                                                                         |
|----------------------------------------------------------------------------------------------------------------------------------------------------------------------------------------------------------------------------------------------------------------------------------------------------------------------------------------------------------------------------------------------------|-----------------------------------------------------------------------------------------------------------------------------------------------------------------------------------------------------------------------------------------------------------------------------------------------------------------------------------------------------------------------------------------------------------------------------------------------------------------------------------------------------------------------------------------------------------------------------------------------------------------------------------------------------------------------------------------------------------------------------------------------------------------------------------------------------------------------------------------|
| <p>Scenario 5:</p> <ol style="list-style-type: none"> <li>1 The Park Monitoring message flag is Enabled using SLDST_SET_STATUS_MESSAGES request for Line B(3001).</li> <li>2 A(3000) calls B(3001)</li> <li>3 B(3001) receives the call and parks the call</li> <li>4 The Park Monitoring Reversion Timer Expires while the call is still parked.</li> <li>5 C(3002) retrieves the call</li> </ol> | <p>Park Status Event on B:</p> <p>At Step 3:</p> <p>Application will receive the LINE_CALLSTATE event with the Park Status = Parked.</p> <p>At Step 4:</p> <p>Application will receive the LINE_CALLSTATE event with the Park Status = Reminder.</p> <p>At Step 5:</p> <p>Application will receive the LINE_CALLSTATE event with the Park Status = Retrieved.</p> <p>Application will receive the LINE_CALLSTATE event with callstate IDLE.</p> <p>Application does a LineGetCallInfo.</p> <p>hline: LH = 1</p> <p>dwCallID: CallID</p> <p>dwReason: LINECALLREASON_PARKED</p> <p>dwRedirectingIDName: TransactionIDID = Sub1.</p> <p>dwBearerMode: ParkStatus = 5</p> <p>dwCallerID: ParkDN = 5555</p> <p>dwCallerName: ParkDNPartition = P1</p> <p>dwcalled: ParkedParty = 3000</p> <p>dwCalledIDName: ParkedPartyPartition = P1.</p> |

| Action                                                                                                                                                                                                                                                                                                                                                                                                                                                                                                                                                     | Expected events                                                                                                                                                                                                                                                                                                                                                                                                                                                                                                                                                                                                                                                                                                                                                                                                                                                                        |
|------------------------------------------------------------------------------------------------------------------------------------------------------------------------------------------------------------------------------------------------------------------------------------------------------------------------------------------------------------------------------------------------------------------------------------------------------------------------------------------------------------------------------------------------------------|----------------------------------------------------------------------------------------------------------------------------------------------------------------------------------------------------------------------------------------------------------------------------------------------------------------------------------------------------------------------------------------------------------------------------------------------------------------------------------------------------------------------------------------------------------------------------------------------------------------------------------------------------------------------------------------------------------------------------------------------------------------------------------------------------------------------------------------------------------------------------------------|
| <p>Scenario 6:</p> <ol style="list-style-type: none"> <li>1 The Park Monitoring message flag is Enabled using SLDST_SET_STATUS_MESSAGES request for Line B(3001).</li> <li>2 The Park Monitoring Forward No retrieve destination not configured.</li> <li>3 A(3000) calls B(3001)</li> <li>4 B(3001) receives the call and parks the call</li> <li>5 The Park Monitoring Reversion Timer Expires while the call is still parked</li> <li>6 The Park Monitoring Forward No Retrieve timer expires and the call is forwarded to the Parkers line.</li> </ol> | <p>Park Status Event on B</p> <p>At Step 4:</p> <p>Application will receive the LINE_CALLSTATE event with the Park Status = Parked.</p> <p>At Step 5:</p> <p>Application will receive the LINE_CALLSTATE event with the Park Status = Reminder.</p> <p>At Step 6:</p> <p>Application will receive the LINE_CALLSTATE event with the Park Status = Forwarded.</p> <p>Application will receive the LINE_CALLSTATE event with callstate IDLE.</p> <p>Application does a LineGetCallInfo.</p> <p>LineCallInfo will contain the following:</p> <p>hline: LH = 1</p> <p>dwCallID: CallID</p> <p>dwReason: LINECALLREASON_PARKED</p> <p>dwRedirectingIDName: TransactionIDID = Sub1.</p> <p>dwBearerMode: ParkStatus = 6</p> <p>dwCallerID: ParkDN = 5555</p> <p>dwCallerName: ParkDNPartition = P1</p> <p>dwcalled: ParkedParty = 3000</p> <p>dwCalledIDName: ParkedPartyPartition = P1.</p> |

| Action                                                                                                                                                                                                                                                                                                                                                                                                                                                                                                                                                                                                                                                            | Expected events                                                                                                                                                                                                                                                                                                                                                                                                                                                                                                                                                                                                                                                                                                                                                                                                                                                                          |
|-------------------------------------------------------------------------------------------------------------------------------------------------------------------------------------------------------------------------------------------------------------------------------------------------------------------------------------------------------------------------------------------------------------------------------------------------------------------------------------------------------------------------------------------------------------------------------------------------------------------------------------------------------------------|------------------------------------------------------------------------------------------------------------------------------------------------------------------------------------------------------------------------------------------------------------------------------------------------------------------------------------------------------------------------------------------------------------------------------------------------------------------------------------------------------------------------------------------------------------------------------------------------------------------------------------------------------------------------------------------------------------------------------------------------------------------------------------------------------------------------------------------------------------------------------------------|
| <p>Scenario 7:</p> <ol style="list-style-type: none"> <li>1 The Park Monitoring message flag is Enabled using SLDST_SET_STATUS_MESSAGES request for Line B(3001).</li> <li>2 The Park Monitoring Forward No retrieve destination configured as self(Parkers Line)</li> <li>3 A(3000) calls B(3001)</li> <li>4 B(3001) receives the call and parks the call</li> <li>5 The Park Monitoring Reversion Timer Expires while the call is still parked</li> <li>6 The Park Monitoring Reversion Timer Expires while the call is still parked</li> <li>7 The Park Monitoring Forward No Retrieve timer expires and the call is forwarded to the Parkers line.</li> </ol> | <p>Park Status Event on B</p> <p>At Step 5:</p> <p>Application will receive the LINE_CALLSTATE event with the Park Status = Parked.</p> <p>At Step 6:</p> <p>Application will receive the LINE_CALLSTATE event with the Park Status = Reminder.</p> <p>At Step 7:</p> <p>Application will receive the LINE_CALLSTATE event with the Park Status = Forwarded.</p> <p>Application will receive the LINE_CALLSTATE event with callstate IDLE.</p> <p>Application does a LineGetCallInfo.</p> <p>LineCallInfo will contain the following:</p> <p>hline: LH = 1</p> <p>dwCallID: CallID</p> <p>dwReason: LINECALLREASON_PARKED</p> <p>dwRedirectingIDName: TransactionIDID = Sub1.</p> <p>dwBearerMode: ParkStatus = 6</p> <p>dwCallerID: ParkDN = 5555</p> <p>dwCallerName: ParkDNPartition = P1</p> <p>dwcalled : ParkedParty = 3000</p> <p>dwCalledIDName : ParkedPartyPartition = P1.</p> |

### Parked Call Exists

Setup:

Cisco Unified IP phones (future version) running SIP: A(3000), B(3001).

B is not monitored by TSP.

| Action                                                                                                                                                                                                                                                                            | Expected events                                                                                                                                                                                                                                                                                                                                                                                                                                                                                                                                                                                             |
|-----------------------------------------------------------------------------------------------------------------------------------------------------------------------------------------------------------------------------------------------------------------------------------|-------------------------------------------------------------------------------------------------------------------------------------------------------------------------------------------------------------------------------------------------------------------------------------------------------------------------------------------------------------------------------------------------------------------------------------------------------------------------------------------------------------------------------------------------------------------------------------------------------------|
| Scenario 1:<br><br><b>1</b> The Park Monitoring message flag is Enabled using SLDST_SET_STATUS_MESSAGES request for Line B(3001).<br><b>2</b> A(3000) calls B(3001)<br><b>3</b> B(3001) receives the call and parks the call<br><b>4</b> Now the Line B(3001) is monitored by TSP | Park Status Event on B:<br><br>At Step 4:<br>Application will be notified about the Parked call through LINE_NEWCALL event.when ever cisco TSP recives the LINE_PARK_STATUS event for already parked call.<br>Application does a LineGetCallInfo.<br>LineCallInfo will contain the following:<br>hline : LH = 1<br>dwCallID : CallID<br>dwReason :LINECALLREASON_PARKED<br>dwRedirectingIDName TransactionIDID = Sub1.<br>dwBearerMode: ParkStatus = 2<br>dwCallerID : ParkDN = 5555<br>dwCallerName : ParkDNPartition = P1<br>dwcalled : ParkedParty = 3000<br>dwCalledIDName : ParkedPartyPartition = P1. |

### Shared Line Scenario

Setup:

A(3000) ,D(3003) are Cisco Unified IP phones (future version) running SIP

B(3001) and B'(3001) are shared lines for Cisco Unified IP phones (future version) running SIP

C(3002) and C'(3002) are shared lines where C is a Cisco Unified IP phone (future version) running SIP and C' is a Cisco Unified IP Phone 7900 Series running SIP .

For the shared lines the events will be delivered to the phone which parks the call .Events will not be delivered to the other phone though the line is shared.

| Action                                                                                                                                                                                                                                                                                                                                                                                                                              | Expected events                                                                                                                                                                                                                                                                                                                                                                                                                                                                                                                                                                                                                                                                                                                                                                                                                              |
|-------------------------------------------------------------------------------------------------------------------------------------------------------------------------------------------------------------------------------------------------------------------------------------------------------------------------------------------------------------------------------------------------------------------------------------|----------------------------------------------------------------------------------------------------------------------------------------------------------------------------------------------------------------------------------------------------------------------------------------------------------------------------------------------------------------------------------------------------------------------------------------------------------------------------------------------------------------------------------------------------------------------------------------------------------------------------------------------------------------------------------------------------------------------------------------------------------------------------------------------------------------------------------------------|
| <p>Scenario 1:</p> <ol style="list-style-type: none"> <li>1 The Park Monitoring message flag is Enabled using SLDST_SET_STATUS_MESSAGES request for Line B(3001).</li> <li>2 A(3000) calls B(3001)</li> <li>3 B(3001) and B'(3001) starts ringing. B(3001) receives the call and parks the call</li> <li>4 Park Monitoring reversion timer expires while the call is still parked.</li> <li>5 D(3003) retrieves the call</li> </ol> | <p>Park Status Event on B:</p> <p>At Step 3:</p> <p>Application will receive the LINE_CALLSTATE event with the Park Status = Parked.</p> <p>At Step 4:</p> <p>Application will receive the LINE_CALLSTATE event with the Park Status = Reminder.</p> <p>At Step 5:</p> <p>Application will receive the LINE_CALLSTATE event with the Park Status = Retrieved</p> <p>Application will receive the LINE_CALLSTATE event with callstate IDLE.</p> <p>Application does a LineGetCallInfo.</p> <p>hline : LH = 1</p> <p>dwCallID : CallID</p> <p>dwReason :LINECALLREASON_PARKED</p> <p>dwRedirectingIDName :TransactionIDID = Sub1.</p> <p>dwBearerMode: ParkStatus = 5</p> <p>dwCallerID : ParkDN = 5555</p> <p>dwCallerName : ParkDNPartition = P1</p> <p>dwcalled : ParkedParty = 3000</p> <p>dwCalledIDName : ParkedPartyPartition = P1.</p> |

| Action                                                                                                                                                                                                                                                                                                                                                                                                                                                                                                                                                                                                                                                       | Expected events                                                                                                                                                                                                                                                                                                                                                                                                                                                                                                                                                                                                                                                                                                                                                                                                                                                  |
|--------------------------------------------------------------------------------------------------------------------------------------------------------------------------------------------------------------------------------------------------------------------------------------------------------------------------------------------------------------------------------------------------------------------------------------------------------------------------------------------------------------------------------------------------------------------------------------------------------------------------------------------------------------|------------------------------------------------------------------------------------------------------------------------------------------------------------------------------------------------------------------------------------------------------------------------------------------------------------------------------------------------------------------------------------------------------------------------------------------------------------------------------------------------------------------------------------------------------------------------------------------------------------------------------------------------------------------------------------------------------------------------------------------------------------------------------------------------------------------------------------------------------------------|
| <p>Scenario 2:</p> <ol style="list-style-type: none"> <li>1 The Park Monitoring message flag is Enabled using SLDST_SET_STATUS_MESSAGES request for Line B(3001).</li> <li>2 The Park Monitoring Forward No retrieve destination configured as B(3001)</li> <li>3 A(3000) calls B(3001)</li> <li>4 B(3001) and B'(3001) starts ringing. B(3001) receives the call and parks the call</li> <li>5 The Park Monitoring Reversion Timer Expires while the call is still parked.</li> <li>6 The Park Monitoring Forward No Retrieve timer expires and call is forwarded to B(3001). Both B(3001) and B'(3001) starts ringing as they are shared lines.</li> </ol> | <p>Park Status Event will be sent only to B not B'.</p> <p>At Step 4:<br/>Application will receive the LINE_CALLSTATE event with the Park Status = Parked.</p> <p>At Step 5:<br/>Application receives the LINE_CALLSTATE event with the Park Status = Reminder.</p> <p>At Step 6:<br/>Application receives the LINE_CALLSTATE event with the Park Status = Forwarded.</p> <p>Application receive the LINE_CALLSTATE event with callstate IDLE.</p> <p>Application does a LineGetCallInfo.<br/>LineCallInfo contains the following:<br/>hline : LH = 1<br/>dwCallID : CallID<br/>dwReason : LINECALLREASON_PARKED<br/>dwRedirectingIDName : TransactionIDID = Sub1.<br/>dwBearerMode: ParkStatus = 6<br/>dwCallerID : ParkDN = 5555<br/>dwCallerName : ParkDNPartition = P1<br/>dwcalled : ParkedParty = 3000<br/>dwCalledIDName : ParkedPartyPartition = P1.</p> |
| <p>Scenario 3:</p> <ol style="list-style-type: none"> <li>1 The Park Monitoring message flag is Enabled using SLDST_SET_STATUS_MESSAGES request for Line B(3001).</li> <li>2 A(3000) calls C(3002)</li> <li>3 C(3002) and C'(3002) starts ringing. C'(3002) receives the call and parks the call</li> <li>4 D(3003) retrieves the call</li> </ol>                                                                                                                                                                                                                                                                                                            | <p>Park Status Event on C'.</p> <p>At Step 3:<br/>Application is notified about the New Parked call through LINE_NEWCALL event as the call is parked by the Normal TNP phone.</p>                                                                                                                                                                                                                                                                                                                                                                                                                                                                                                                                                                                                                                                                                |

### Park Monitoring Feature Disabled

Setup:

The Park Monitoring message flag is Enabled using SLDST\_SET\_STATUS\_MESSAGES request for line B(3001).

A(3000), D(3003) is a Cisco Unified IP phones (future version)

Application invokes the Line\_open () API on provider to monitor ParkDN

| Action                                                                                                                                                                                                                                                                                                                                                       | Expected events                                                                                                                                                                                                                                                                                                                                                                                                                                                                                                                                                                                                                                                                                                                                                                     |
|--------------------------------------------------------------------------------------------------------------------------------------------------------------------------------------------------------------------------------------------------------------------------------------------------------------------------------------------------------------|-------------------------------------------------------------------------------------------------------------------------------------------------------------------------------------------------------------------------------------------------------------------------------------------------------------------------------------------------------------------------------------------------------------------------------------------------------------------------------------------------------------------------------------------------------------------------------------------------------------------------------------------------------------------------------------------------------------------------------------------------------------------------------------|
| <p>Scenario 1:</p> <ol style="list-style-type: none"> <li>1 The Park Monitoring message flag is Enabled using SLDST_SET_STATUS_MESSAGES request for Line B(3001).</li> <li>2 A(3000) calls B(3001)</li> <li>3 B(3001) receives the call and parks the call</li> <li>4 The Park Monitoring Reversion Timer Expires while the call is still parked.</li> </ol> | <p>Park Status Event on B:</p> <p>At Step 3:</p> <p>Application receives the LINE_NEW_CALL event for PARKDN.</p> <p>At Step 3:</p> <p>Application receives the LINE_PARK_STATUS event with the Park Status = Parked.</p> <p>At Step 4:</p> <p>Application will receive the LINE_CALL_STATE event with the Park Status = Reminder.</p> <p>Application does a LineGetCallInfo.</p> <p>LineCallInfo will contain the following:</p> <p>hline : LH = 1</p> <p>dwCallID : CallID</p> <p>dwReason :LINECALLREASON_PARKED</p> <p>dwRedirectingIDName :TransactionIDID = Sub1.</p> <p>dwBearerMode: ParkStatus = 3</p> <p>dwCallerID : ParkDN = 5555</p> <p>dwCallerName : ParkDNPartition = P1</p> <p>dwcalled : ParkedParty = 3000</p> <p>dwCalledIDName : ParkedPartyPartition = P1.</p> |

## Persistent Connection Use Cases

The following pre-conditions apply to all persistent call use cases, unless specified:

- The provider is in IN\_SERVICE state.
- All addresses and terminals are already in service.
- Device A (CTI Remote Device - Name: "CTIRDtapi", Line A1 (dn: 881000))  
Remote destination 1 (Name: "rd", Number: "78000")
- Device B (IP Phone - Name: "SEP001319ACCA26", Line B1 (dn: 1000))
- Device C (IP Phone - Name: "SEP00156247EE60", Line C1 (dn: 2000))

- User1 has in its control list: Devices A, B and C. All devices and lines are observed.

**Table 102: Call `createPersistentCall()` on an Address That Is Not Configured to a Remote Terminal Device, i.e. on an IP Phone**

| Action                                                                                                             | Events                                                                                                                                 | Call Info                                                                                                                                                                 |
|--------------------------------------------------------------------------------------------------------------------|----------------------------------------------------------------------------------------------------------------------------------------|---------------------------------------------------------------------------------------------------------------------------------------------------------------------------|
| User1 opens Provider and adds a provider observer.                                                                 | ProvInServiceEv                                                                                                                        |                                                                                                                                                                           |
| User1 invokes CiscoAddress.<br><code>createPersistentCall("SEP00156247EE60", "5000", "remote")</code> on device C. | Caught exception<br><code>com.cisco.jtapi.PlatformException: Internal callprocessing error :Device does not support the command</code> | Let "ex" be an instance of PlatformException:<br><br><code>((CiscoJtapiException) ex).getErrorCode() = CiscoJtapiException.<br/>COMMAND_NOT_IMPLEMENTED_ON_DEVICE.</code> |

**Table 103: Call `createPersistentCall()` on an Address That Is Configured to a Remote Terminal Device Where Active RD Is Not Set**

| Action                                                                                                        | Events                                                                                                        | Call Info                                                                                                                                                                                     |
|---------------------------------------------------------------------------------------------------------------|---------------------------------------------------------------------------------------------------------------|-----------------------------------------------------------------------------------------------------------------------------------------------------------------------------------------------|
| User1 opens Provider and adds a provider observer.                                                            | ProvInServiceEv                                                                                               |                                                                                                                                                                                               |
| User1 invokes CiscoAddress.<br><code>createPersistentCall("CTIRDjtapi", "5000", "remote")</code> on device A. | Caught exception<br><code>com.cisco.jtapi.PlatformException: The active remote destination is not set.</code> | Let "ex" be an instance of PlatformException:<br><br><code>((CiscoJtapiException) ex).getErrorCode() = CiscoJtapiException.<br/>CTIERR_REMOTE_DEVICE_REQUEST_FAILED_ACTIVE_RD_NOT_SET.</code> |

**Table 104: Call `createPersistentCall()` on an Address That Is Configured to a Remote Terminal Device and Where Active RD Is Set. Verify That Persistent Call Is Connected**

| Action                                                                                                    | Events                                          | Call Info                                                                                                                                                                                                                  |
|-----------------------------------------------------------------------------------------------------------|-------------------------------------------------|----------------------------------------------------------------------------------------------------------------------------------------------------------------------------------------------------------------------------|
| User1 opens Provider and adds a provider observer.                                                        | ProvInServiceEv                                 |                                                                                                                                                                                                                            |
| User1 invokes CiscoRemoteTerminal.<br><code>setActiveRemoteDestination("78000", true)</code> on device A. | CiscoProvTerminalRemote<br>DestinationChangedEv | <code>A.getActiveRemoteDestinations() = CiscoRemoteDestinationInfo[1].<br/>CiscoRemoteDestinationInfo[0].<br/>getRemoteDestinationNumber() = "78000"<br/>CiscoRemoteDestinationInfo[0].<br/>getIsActiveRD() = true.</code> |

| Action                                                                                                                                                                                                               | Events                                                                                                                                                                                                                                                                                                                                                                                                         | Call Info                                                                                                             |
|----------------------------------------------------------------------------------------------------------------------------------------------------------------------------------------------------------------------|----------------------------------------------------------------------------------------------------------------------------------------------------------------------------------------------------------------------------------------------------------------------------------------------------------------------------------------------------------------------------------------------------------------|-----------------------------------------------------------------------------------------------------------------------|
| User1 invokes CiscoAddress.createPersistentCall ("CTIRDJtapi", "5000", "remote") on device A.                                                                                                                        | GC1: CallActiveEv<br>GC1: ConnCreatedEv 8881000<br>GC1: ConnInProgressEv 8881000<br>GC1: CallCtlConnOfferedEv 8881000<br>GC1: ConnCreatedEv 5000<br>GC1: ConnConnectedEv 5000<br>GC1: CallCtlConnEstablishedEv 5000<br>GC1: ConnAlertingEv 8881000<br>GC1: CallCtlConnAlertingEv 8881000<br>GC1: TermConnCreatedEv CTIRDJtapi<br>GC1: TermConnRingingEv CTIRDJtapi<br>GC1: CallCtlTermConnRingingEv CTIRDJtapi | CallingAddress = 5000,<br>CalledAddress = 8881000,<br>CurrentCallingAddress = 5000,<br>CurrentCalledAddress = 8881000 |
| Call answered at remote destination, dn = 78000                                                                                                                                                                      | GC1: ConnConnectedEv 8881000<br>GC1: CallCtlConnEstablishedEv 8881000<br>GC1: TermConnActiveEv CTIRDJtapi<br>GC1: CallCtlTermConnTalkingEv CTIRDJtapi                                                                                                                                                                                                                                                          | CallingAddress = 5000,<br>CalledAddress = 8881000,<br>CurrentCallingAddress = 5000,<br>CurrentCalledAddress = 8881000 |
| User1 invokes CiscoAddress.getPersistentConnection ("CTIRDJtapi") and verify that the connection for the persistent call is returned and uses that to get the Call object and confirm it is for the persistent call. |                                                                                                                                                                                                                                                                                                                                                                                                                | ((CiscoAddress.getPersistentConnection("CTIRDJtapi")).getCall()).isPersistentCall() = true.                           |
| User1 invokes Provider.getCalls()                                                                                                                                                                                    |                                                                                                                                                                                                                                                                                                                                                                                                                | Provider.getCalls() = null                                                                                            |
| User1 invokes Address.getConnections() on line A.                                                                                                                                                                    |                                                                                                                                                                                                                                                                                                                                                                                                                | Address.getConnections() on line A = null                                                                             |
| User1 invokes Terminal.getTerminalConnections() on device A.                                                                                                                                                         |                                                                                                                                                                                                                                                                                                                                                                                                                | Terminal.getTerminalConnections() on device A = null                                                                  |

| Action                                                                                           | Events                                                                                                                                                                                                                                                  | Call Info |
|--------------------------------------------------------------------------------------------------|---------------------------------------------------------------------------------------------------------------------------------------------------------------------------------------------------------------------------------------------------------|-----------|
| Disconnect/drop the persistent call. User1 invokes either Call.drop() or Connection.disconnect() | GC1: ConnDisconnectedEv 5000<br>GC1: CallCtlConnDisconnectedEv 5000<br>GC1: TermConnDroppedEv CTIRDjtapi<br>GC1: CallCtlTermConnDroppedEv CTIRDjtapi<br>GC1: ConnDisconnectedEv 8881000<br>GC1: CallCtlConnDisconnectedEv 8881000<br>GC1: CallInvalidEv |           |

**Table 105: Call createPersistentCall() on an Address Configured to a Remote Terminal Device Where a Persistent Call Already Exists**

| Actions                                                                                        | Events                                                                      | Call Info                                                                                                                                       |
|------------------------------------------------------------------------------------------------|-----------------------------------------------------------------------------|-------------------------------------------------------------------------------------------------------------------------------------------------|
| User1 opens Provider and adds a provider observer.                                             | ProvInServiceEv                                                             |                                                                                                                                                 |
| User1 invokes CiscoAddress.createPersistentCall ("CTIRDjtapi", "6000", "remote2") on device A. | Caught exception com.cisco.jtapi.PlatformException: Persistent Call exists. | Let "ex" be an instance of PlatformException:<br>((CiscoJtapiException) ex).getErrorCode() = CiscoJtapiException.CTIERR_PERSISTENT_CALL_EXISTS. |

**Table 106: Call createPersistentCall() on an Address That Is Configured to a Remote Terminal Device and Where Active RD Is Set. Verify That Persistent Call Is Connected and Then Have Remote Destination Hang Up**

| Actions                                                                                  | Events                                      | Call Info                                                                                                                                                                                         |
|------------------------------------------------------------------------------------------|---------------------------------------------|---------------------------------------------------------------------------------------------------------------------------------------------------------------------------------------------------|
| User1 opens Provider and adds a provider observer.                                       | ProvInServiceEv                             |                                                                                                                                                                                                   |
| User1 invokes CiscoRemoteTerminal.setActiveRemoteDestination("78000", true) on device A. | CiscoProvTerminalRemoteDestinationChangedEv | A.getActiveRemoteDestinations() = CiscoRemoteDestinationInfo[1].<br>CiscoRemoteDestinationInfo[0].getRemoteDestinationNumber() = "78000"<br>CiscoRemoteDestinationInfo[0].getIsActiveRD() = true. |

| Actions                                                                                       | Events                                                                                                                                                                                                                                                                                                                                                                                                         | Call Info                                                                                                             |
|-----------------------------------------------------------------------------------------------|----------------------------------------------------------------------------------------------------------------------------------------------------------------------------------------------------------------------------------------------------------------------------------------------------------------------------------------------------------------------------------------------------------------|-----------------------------------------------------------------------------------------------------------------------|
| User1 invokes CiscoAddress.createPersistentCall ("CTIRDjtapi", "5000", "remote") on device A. | GC1: CallActiveEv<br>GC1: ConnCreatedEv 8881000<br>GC1: ConnInProgressEv 8881000<br>GC1: CallCtlConnOfferedEv 8881000<br>GC1: ConnCreatedEv 5000<br>GC1: ConnConnectedEv 5000<br>GC1: CallCtlConnEstablishedEv 5000<br>GC1: ConnAlertingEv 8881000<br>GC1: CallCtlConnAlertingEv 8881000<br>GC1: TermConnCreatedEv CTIRDjtapi<br>GC1: TermConnRingingEv CTIRDjtapi<br>GC1: CallCtlTermConnRingingEv CTIRDjtapi | CallingAddress = 5000,<br>CalledAddress = 8881000,<br>CurrentCallingAddress = 5000,<br>CurrentCalledAddress = 8881000 |
| Call answered at remote destination, dn = 78000                                               | GC1: ConnConnectedEv 8881000<br>GC1: CallCtlConnEstablishedEv 8881000<br>GC1: TermConnActiveEv CTIRDjtapi<br>GC1: CallCtlTermConnTalkingEv CTIRDjtapi                                                                                                                                                                                                                                                          | CallingAddress = 5000,<br>CalledAddress = 8881000,<br>CurrentCallingAddress = 5000,<br>CurrentCalledAddress = 8881000 |
| Remote destination with dn = 78000 hangs up.                                                  | GC1: ConnDisconnectedEv 5000<br>GC1: CallCtlConnDisconnectedEv 5000<br>GC1: TermConnDroppedEv CTIRDjtapi<br>GC1: CallCtlTermConnDroppedEv CTIRDjtapi<br>GC1: ConnDisconnectedEv 8881000<br>GC1: CallCtlConnDisconnectedEv 8881000<br>GC1: CallInvalidEv                                                                                                                                                        |                                                                                                                       |

**Table 107: Call createPersistentCall() on an Address That Is Configured to a Remote Terminal Device and Where Active RD = True. Verify That Persistent Call Is Connected. Set Active RD = False and Verify That Persistent Call Is Dropped**

| Actions                                            | Events          | Call Info |
|----------------------------------------------------|-----------------|-----------|
| User1 opens Provider and adds a provider observer. | ProvInServiceEv |           |

| Actions                                                                                       | Events                                                                                                                                                                                                                                                                                                                                                                                                         | Call Info                                                                                                                                                                                                 |
|-----------------------------------------------------------------------------------------------|----------------------------------------------------------------------------------------------------------------------------------------------------------------------------------------------------------------------------------------------------------------------------------------------------------------------------------------------------------------------------------------------------------------|-----------------------------------------------------------------------------------------------------------------------------------------------------------------------------------------------------------|
| User1 invokes CiscoRemoteTerminal.setActiveRemoteDestination("78000", true) on device A       | CiscoProvTerminal<br>RemoteDestinationChangedEv                                                                                                                                                                                                                                                                                                                                                                | A.getActiveRemoteDestinations() = CiscoRemoteDestinationInfo[1].<br><br>CiscoRemoteDestinationInfo[0].getRemoteDestinationNumber() = "78000"<br>CiscoRemoteDestinationInfo[0].getIsActiveRD() = true.     |
| User1 invokes CiscoAddress.createPersistentCall ("CTIRDjtapi", "5000", "remote") on device A. | GC1: CallActiveEv<br>GC1: ConnCreatedEv 8881000<br>GC1: ConnInProgressEv 8881000<br>GC1: CallCtlConnOfferedEv 8881000<br>GC1: ConnCreatedEv 5000<br>GC1: ConnConnectedEv 5000<br>GC1: CallCtlConnEstablishedEv 5000<br>GC1: ConnAlertingEv 8881000<br>GC1: CallCtlConnAlertingEv 8881000<br>GC1: TermConnCreatedEv CTIRDjtapi<br>GC1: TermConnRingingEv CTIRDjtapi<br>GC1: CallCtlTermConnRingingEv CTIRDjtapi | CallingAddress = 5000,<br>CalledAddress = 8881000,<br>CurrentCallingAddress = 5000,<br>CurrentCalledAddress = 8881000                                                                                     |
| Call answered at remote destination, dn = 78000                                               | GC1: ConnConnectedEv 8881000<br>GC1: CallCtlConnEstablishedEv 8881000<br>GC1: TermConnActiveEv CTIRDjtapi<br>GC1: CallCtlTermConnTalkingEv CTIRDjtapi                                                                                                                                                                                                                                                          | CallingAddress = 5000,<br>CalledAddress = 8881000,<br>CurrentCallingAddress = 5000,<br>CurrentCalledAddress = 8881000                                                                                     |
| User1 invokes CiscoRemoteTerminal.setActiveRemoteDestination("78000", false) on device A.     | CiscoProvTerminal<br>RemoteDestinationChangedEv<br>See persistent call gets dropped:<br>GC1: ConnDisconnectedEv 5000<br>GC1: CallCtlConnDisconnectedEv 5000<br>GC1: TermConnDroppedEv CTIRDjtapi<br>GC1: CallCtlTermConnDroppedEv CTIRDjtapi<br>GC1: ConnDisconnectedEv 8881000<br>GC1: CallCtlConnDisconnectedEv 8881000<br>GC1: CallInvalidEv                                                                | A.getActiveRemoteDestinations() = CiscoRemoteDestinationInfo[1].<br><br>CiscoRemoteDestinationInfo[0].getRemoteDestinationNumber() = "78000"<br><br>CiscoRemoteDestinationInfo[0].getIsActiveRD() = false |

**Table 108: Call createPersistentCall() on an Address That Is Configured to a Remote Terminal Device and Where Active RD = True. Verify That Persistent Call Is Connected. Make Incoming Customer Call to Same Remote Terminal Device**

| Actions                                                                                       | Events                                                                                                                                                                                                                                                                                                                                                                                                       | Call Info                                                                                                                                                                                         |
|-----------------------------------------------------------------------------------------------|--------------------------------------------------------------------------------------------------------------------------------------------------------------------------------------------------------------------------------------------------------------------------------------------------------------------------------------------------------------------------------------------------------------|---------------------------------------------------------------------------------------------------------------------------------------------------------------------------------------------------|
| User1 opens Provider and adds a provider observer.                                            | ProvInServiceEv                                                                                                                                                                                                                                                                                                                                                                                              |                                                                                                                                                                                                   |
| User1 invokes CiscoRemoteTerminal.setActiveRemoteDestination("78000", true) on device A.      | CiscoProvTerminal<br>RemoteDestinationChangedEv                                                                                                                                                                                                                                                                                                                                                              | A.getActiveRemoteDestinations() = CiscoRemoteDestinationInfo[1].<br>CiscoRemoteDestinationInfo[0].getRemoteDestinationNumber() = "78000"<br>CiscoRemoteDestinationInfo[0].getIsActiveRD() = true. |
| User1 invokes CiscoAddress.createPersistentCall ("CTIRDjtapi", "5000", "remote") on device A. | GC1: CallActiveEv<br>GC1: ConnCreatedEv 8881000<br>GC1: ConnInProgressEv 8881000<br>GC1: CallCtlConnOfferedEv 8881000<br>GC1: ConnCreatedEv 5000<br>GC1: ConnConnectedEv 5000<br>GC1: CallCtlConnEstablishedEv 5000<br>GC1: ConnAlertingEv 8881000<br>GC1: CallCtlConnAlertingEv 8881000<br>GC1: TermConnCreatedEv CTIRDjtapi<br>GC1: TermConnRinginEv CTIRDjtapi<br>GC1: CallCtlTermConnRinginEv CTIRDjtapi | CallingAddress = 5000,<br>CalledAddress = 8881000,<br>CurrentCallingAddress = 5000,<br>CurrentCalledAddress = 8881000                                                                             |
| Call answered at remote destination, dn = 78000                                               | GC1: ConnConnectedEv 8881000<br>GC1: CallCtlConnEstablishedEv 8881000<br>GC1: TermConnActiveEv CTIRDjtapi<br>GC1: CallCtlTermConnTalkingEv CTIRDjtapi                                                                                                                                                                                                                                                        | CallingAddress = 5000,<br>CalledAddress = 8881000,<br>CurrentCallingAddress = 5000,<br>CurrentCalledAddress = 8881000                                                                             |

| Actions                                                                                   | Events                                                                                                                                                                                                                                                                                                                                                                                                                                                                                                                                                                                                                   | Call Info                                                                                                                                                                                          |
|-------------------------------------------------------------------------------------------|--------------------------------------------------------------------------------------------------------------------------------------------------------------------------------------------------------------------------------------------------------------------------------------------------------------------------------------------------------------------------------------------------------------------------------------------------------------------------------------------------------------------------------------------------------------------------------------------------------------------------|----------------------------------------------------------------------------------------------------------------------------------------------------------------------------------------------------|
| Call.connect("SEP001319ACCA26", "1000", "8881000")                                        | GC2: CallActiveEv<br>GC2: ConnCreatedEv 1000<br>GC2: ConnConnectedEv 1000<br>GC2: CallCtlConnInitiatedEv 1000<br>GC2: TermConnCreatedEv SEP001319ACCA26<br>GC2: TermConnActiveEv SEP001319ACCA26<br>GC2: CallCtlTermConnTalkingEv SEP001319ACCA26<br>GC2: CallCtlConnDialingEv 1000<br>GC2: CallCtlConnEstablishedEv 1000<br>GC2: ConnCreatedEv 8881000<br>GC2: ConnInProgressEv 8881000<br>GC2: CallCtlConnOfferedEv 8881000<br>GC2: ConnAlertingEv 8881000<br>GC2: CallCtlConnAlertingEv 8881000<br>GC2: TermConnCreatedEv CTIRDjtapi<br>GC2: TermConnRingingEv CTIRDjtapi<br>GC2: CallCtlTermConnRingingEv CTIRDjtapi | CallingAddress = 1000,<br>CalledAddress = 8881000,<br>CurrentCallingAddress = 1000,<br>CurrentCalledAddress = 8881000                                                                              |
| Call is answered at device A                                                              | GC2: ConnConnectedEv 8881000<br>GC2: CallCtlConnEstablishedEv 8881000<br>GC2: TermConnActiveEv CTIRDjtapi<br>GC2: CallCtlTermConnTalkingEv CTIRDjtapi                                                                                                                                                                                                                                                                                                                                                                                                                                                                    |                                                                                                                                                                                                    |
| User1 invokes CiscoRemoteTerminal.setActiveRemoteDestination("78000", false) on device A. | CiscoProvTerminal<br>RemoteDestinationChangedEv<br>Both persistent call with GC1 and customer call with GC2 are not dropped/disconnected even though active rd = false.                                                                                                                                                                                                                                                                                                                                                                                                                                                  | A.getActiveRemoteDestinations() = CiscoRemoteDestinationInfo[1].<br>CiscoRemoteDestinationInfo[0].getRemoteDestinationNumber() = "78000"<br>CiscoRemoteDestinationInfo[0].getIsActiveRD() = false. |

| Actions                                                                                                                           | Events                                                                                                                                                                                                                                                                                                                                                                                                                                                                                                                                                                                                                                                                                                                                                                        | Call Info |
|-----------------------------------------------------------------------------------------------------------------------------------|-------------------------------------------------------------------------------------------------------------------------------------------------------------------------------------------------------------------------------------------------------------------------------------------------------------------------------------------------------------------------------------------------------------------------------------------------------------------------------------------------------------------------------------------------------------------------------------------------------------------------------------------------------------------------------------------------------------------------------------------------------------------------------|-----------|
| Customer call with GC2 is disconnected/dropped. User1 invokes either Call.drop() or Connection.disconnect() on the call with GC2. | GC2: TermConnDroppedEv<br>SEP001319ACCA26<br>GC2: CallCtlTermConnDroppedEv<br>SEP001319ACCA26<br>GC2: ConnDisconnectedEv 1000<br>GC2: CallCtlConnDisconnectedEv 1000<br>GC2: TermConnDroppedEv CTIRDjtapi<br>GC2: CallCtlTermConnDroppedEv<br>CTIRDjtapi<br>GC2: ConnDisconnectedEv 8881000<br>GC2: CallCtlConnDisconnectedEv<br>8881000<br>GC2: CallInvalidEv<br>Since there are no active calls on device A<br>and active rd is now false, the persistent<br>call with GC1 is now<br>dropped/disconnected.<br>GC1: ConnDisconnectedEv 5000<br>GC1: CallCtlConnDisconnectedEv 5000<br>GC1: TermConnDroppedEv CTIRDjtapi<br>GC1: CallCtlTermConnDroppedEv<br>CTIRDjtapi<br>GC1: ConnDisconnectedEv 8881000<br>GC1: CallCtlConnDisconnectedEv<br>8881000<br>GC1: CallInvalidEv |           |

**Table 109: Have a Persistent Call and Customer Call Connected. Invoke hold() on the Persistent Call Which Should Be Rejected**

| Actions                                                                    | Events          | Call Info |
|----------------------------------------------------------------------------|-----------------|-----------|
| User1 opens Provider and adds a provider observer.                         | ProvInServiceEv |           |
| Assume already have a persistent call with GC1 and customer call with GC2. |                 |           |

| Actions                                        | Events                                                                                                   | Call Info                                                                                                                                                             |
|------------------------------------------------|----------------------------------------------------------------------------------------------------------|-----------------------------------------------------------------------------------------------------------------------------------------------------------------------|
| Invoke hold() on the persistent call with GC1. | Caught exception<br>com.cisco.jtapi.PlatformException:<br>Operation is not allowed on a Persistent Call. | Let "ex" be an instance of PlatformException:<br><br>((CiscoJtapiException) ex).getErrorCode() = CiscoJtapiException.CTIERR_OPERATION_NOT_ALLOWED_ON_PERSISTENT_CALL. |

**Table 110: Have a Persistent Call and Customer Call Connected. Invoke startRecording() on the Persistent Call Which Should Be Rejected**

| Actions                                                                    | Events                                                                                                   | Call Info                                                                                                                                                             |
|----------------------------------------------------------------------------|----------------------------------------------------------------------------------------------------------|-----------------------------------------------------------------------------------------------------------------------------------------------------------------------|
| User1 opens Provider and adds a provider observer.                         | ProvInServiceEv                                                                                          |                                                                                                                                                                       |
| Assume already have a persistent call with GC1 and customer call with GC2. |                                                                                                          |                                                                                                                                                                       |
| Invoke startRecording() on the persistent call with GC1.                   | Caught exception<br>com.cisco.jtapi.PlatformException:<br>Operation is not allowed on a Persistent Call. | Let "ex" be an instance of PlatformException:<br><br>((CiscoJtapiException) ex).getErrorCode() = CiscoJtapiException.CTIERR_OPERATION_NOT_ALLOWED_ON_PERSISTENT_CALL. |

**Table 111: Have a Persistent Call and Customer Call Connected. Invoke stopRecording() on the Persistent Call Which Should Be Rejected**

| Actions                                                                                                | Events                                                                                                   | Call Info                                                                                                                                                             |
|--------------------------------------------------------------------------------------------------------|----------------------------------------------------------------------------------------------------------|-----------------------------------------------------------------------------------------------------------------------------------------------------------------------|
| User1 opens Provider and adds a provider observer.                                                     | ProvInServiceEv                                                                                          |                                                                                                                                                                       |
| Assume already have a persistent call with GC1 and customer call with GC2.                             |                                                                                                          |                                                                                                                                                                       |
| Invoke stopRecording() on the persistent call with GC1. Make sure Selective call recording is enabled. | Caught exception<br>com.cisco.jtapi.PlatformException:<br>Operation is not allowed on a Persistent Call. | Let "ex" be an instance of PlatformException:<br><br>((CiscoJtapiException) ex).getErrorCode() = CiscoJtapiException.CTIERR_OPERATION_NOT_ALLOWED_ON_PERSISTENT_CALL. |

**Table 112: Have a Persistent Call and Customer Call Connected. Invoke conference() on the Persistent Call Where Persistent Call Is Primary Which Should Be Rejected**

| Actions                                                                                                                                                             | Events                                                                                                   | Call Info                                                                                                                                                             |
|---------------------------------------------------------------------------------------------------------------------------------------------------------------------|----------------------------------------------------------------------------------------------------------|-----------------------------------------------------------------------------------------------------------------------------------------------------------------------|
| User1 opens Provider and adds a provider observer.                                                                                                                  | ProvInServiceEv                                                                                          |                                                                                                                                                                       |
| Assume already have a persistent call with GC1 and customer call with GC2.                                                                                          |                                                                                                          |                                                                                                                                                                       |
| Invoke conference() where persistent call with GC1 is the primary call and customer call with GC2 is the secondary call (jtapi internally calling join() for this). | Caught exception<br>com.cisco.jtapi.PlatformException:<br>Operation is not allowed on a Persistent Call. | Let "ex" be an instance of PlatformException:<br>((CiscoJtapiException) ex).getErrorCode() = CiscoJtapiException.<br>CTIERR_OPERATION_NOT_ALLOWED_ON_PERSISTENT_CALL. |

**Table 113: Have a Persistent Call and Customer Call Connected. Invoke conference() on the Persistent Call Where Persistent Call Is Secondary Which Should Be Rejected**

| Actions                                                                                                                                                     | Events                                                                                                   | Call Info                                                                                                                                                             |
|-------------------------------------------------------------------------------------------------------------------------------------------------------------|----------------------------------------------------------------------------------------------------------|-----------------------------------------------------------------------------------------------------------------------------------------------------------------------|
| User1 opens Provider and adds a provider observer.                                                                                                          | ProvInServiceEv                                                                                          |                                                                                                                                                                       |
| Assume already have a persistent call with GC1 and customer call with GC2.                                                                                  |                                                                                                          |                                                                                                                                                                       |
| Invoke conference() where customer call with GC2 is primary call and persistent call with GC1 is secondary call (jtapi internally calling join() for this). | Caught exception<br>com.cisco.jtapi.PlatformException:<br>Operation is not allowed on a Persistent Call. | Let "ex" be an instance of PlatformException:<br>((CiscoJtapiException) ex).getErrorCode() = CiscoJtapiException.<br>CTIERR_OPERATION_NOT_ALLOWED_ON_PERSISTENT_CALL. |

**Table 114: Have a Persistent Call and Customer Call Connected. Invoke park() on the Persistent Call Which Should Be Rejected**

| Actions                                                                    | Events          | Call Info |
|----------------------------------------------------------------------------|-----------------|-----------|
| User1 opens Provider and adds a provider observer.                         | ProvInServiceEv |           |
| Assume already have a persistent call with GC1 and customer call with GC2. |                 |           |

| Actions        | Events                                                                           | Call Info                                                                                                                                                                           |
|----------------|----------------------------------------------------------------------------------|-------------------------------------------------------------------------------------------------------------------------------------------------------------------------------------|
| Invoke park(). | Caught exception<br>com.cisco.jtapi.PlatformException:<br>Operation not allowed. | Let "ex" be an instance of<br>PlatformException:<br><br>((CiscoJtapiException) ex).getErrorCode()<br>= CiscoJtapiException.<br>CTIERR_OPERATION_NOT_ALLOWED_<br>ON_PERSISTENT_CALL. |

**Table 115: Have a Persistent Call and Customer Call Connected. Invoke transfer() on the Persistent Call Where Pc Is Primary Which Should Be Rejected**

| Actions                                                                                                       | Events                                                                                                   | Call Info                                                                                                                                                                           |
|---------------------------------------------------------------------------------------------------------------|----------------------------------------------------------------------------------------------------------|-------------------------------------------------------------------------------------------------------------------------------------------------------------------------------------|
| User1 opens Provider and adds a provider observer.                                                            | ProvInServiceEv                                                                                          |                                                                                                                                                                                     |
| Assume already have a persistent call with GC1 and customer call with GC2.                                    |                                                                                                          |                                                                                                                                                                                     |
| Invoke transfer(Call) where persistent call with GC1 is primary call and customer call with GC2 is secondary. | Caught exception<br>com.cisco.jtapi.PlatformException:<br>Operation is not allowed on a Persistent Call. | Let "ex" be an instance of<br>PlatformException:<br><br>((CiscoJtapiException) ex).getErrorCode()<br>= CiscoJtapiException.<br>CTIERR_OPERATION_NOT_ALLOWED_<br>ON_PERSISTENT_CALL. |

**Table 116: Have a Persistent Call and Customer Call Connected. Invoke transfer() on the Persistent Call Where Pc Is Primary to Another Dn Which Should Be Rejected**

| Actions                                                                                               | Events                                                                                                   | Call Info                                                                                                                                                                           |
|-------------------------------------------------------------------------------------------------------|----------------------------------------------------------------------------------------------------------|-------------------------------------------------------------------------------------------------------------------------------------------------------------------------------------|
| User1 opens Provider and adds a provider observer.                                                    | ProvInServiceEv                                                                                          |                                                                                                                                                                                     |
| Assume already have a persistent call with GC1 and customer call with GC2.                            |                                                                                                          |                                                                                                                                                                                     |
| Invoke transfer(String address) where persistent call with GC1 is primary call to line C (dn = 2000). | Caught exception<br>com.cisco.jtapi.PlatformException:<br>Operation is not allowed on a Persistent Call. | Let "ex" be an instance of<br>PlatformException:<br><br>((CiscoJtapiException) ex).getErrorCode()<br>= CiscoJtapiException.<br>CTIERR_OPERATION_NOT_ALLOWED_<br>ON_PERSISTENT_CALL. |

**Table 117: Have a Persistent Call and Customer Call Connected. Invoke transfer() on the Persistent Call Where Pc Is Secondary Which Should Be Rejected**

| Actions                                                                                                       | Events                                                                                                   | Call Info                                                                                                                                                             |
|---------------------------------------------------------------------------------------------------------------|----------------------------------------------------------------------------------------------------------|-----------------------------------------------------------------------------------------------------------------------------------------------------------------------|
| User1 opens Provider and adds a provider observer.                                                            | ProvInServiceEv                                                                                          |                                                                                                                                                                       |
| Assume already have a persistent call with GC1 and customer call with GC2.                                    |                                                                                                          |                                                                                                                                                                       |
| Invoke transfer(Call) where customer call with GC2 is primary call and persistent call with GC1 is secondary. | Caught exception<br>com.cisco.jtapi.PlatformException:<br>Operation is not allowed on a Persistent Call. | Let "ex" be an instance of PlatformException:<br>((CiscoJtapiException) ex).getErrorCode() = CiscoJtapiException.<br>CTIERR_OPERATION_NOT_ALLOWED_ON_PERSISTENT_CALL. |

**Table 118: Have a Persistent Call and Customer Call Connected. Invoke consult() on the Persistent Call Which Should Be Rejected**

| Actions                                                                    | Events                                                                                                   | Call Info                                                                                                                                                             |
|----------------------------------------------------------------------------|----------------------------------------------------------------------------------------------------------|-----------------------------------------------------------------------------------------------------------------------------------------------------------------------|
| User1 opens Provider and adds a provider observer.                         | ProvInServiceEv                                                                                          |                                                                                                                                                                       |
| Assume already have a persistent call with GC1 and customer call with GC2. |                                                                                                          |                                                                                                                                                                       |
| Make consult call from device A to line C (dn = 2000).                     | Caught exception<br>com.cisco.jtapi.PlatformException:<br>Operation is not allowed on a Persistent Call. | Let "ex" be an instance of PlatformException:<br>((CiscoJtapiException) ex).getErrorCode() = CiscoJtapiException.<br>CTIERR_OPERATION_NOT_ALLOWED_ON_PERSISTENT_CALL. |

**Table 119: Have a Persistent Call and Customer Call Connected. Invoke pickup() on the Persistent Call Which Should Be Rejected**

| Actions                                                                    | Events          | Call Info |
|----------------------------------------------------------------------------|-----------------|-----------|
| User1 opens Provider and adds a provider observer.                         | ProvInServiceEv |           |
| Assume already have a persistent call with GC1 and customer call with GC2. |                 |           |

| Actions                               | Events                                                                           | Call Info                                                                                                                                                                           |
|---------------------------------------|----------------------------------------------------------------------------------|-------------------------------------------------------------------------------------------------------------------------------------------------------------------------------------|
| Invoke pickup("8881000") on device A. | Caught exception<br>com.cisco.jtapi.PlatformException:<br>Operation not allowed. | Let "ex" be an instance of<br>PlatformException:<br><br>((CiscoJtapiException) ex).getErrorCode()<br>= CiscoJtapiException.<br>CTIERR_OPERATION_NOT_ALLOWED_<br>ON_PERSISTENT_CALL. |

**Table 120: Have a Persistent Call and Customer Call Connected. Invoke otherPickup() on the Persistent Call Which Should Be Rejected**

| Actions                                                                    | Events                                                                           | Call Info                                                                                                                                                                           |
|----------------------------------------------------------------------------|----------------------------------------------------------------------------------|-------------------------------------------------------------------------------------------------------------------------------------------------------------------------------------|
| User1 opens Provider and adds a provider observer.                         | ProvInServiceEv                                                                  |                                                                                                                                                                                     |
| Assume already have a persistent call with GC1 and customer call with GC2. |                                                                                  |                                                                                                                                                                                     |
| Invoke otherPickup("8881000") on device A.                                 | Caught exception<br>com.cisco.jtapi.PlatformException:<br>Operation not allowed. | Let "ex" be an instance of<br>PlatformException:<br><br>((CiscoJtapiException) ex).getErrorCode()<br>= CiscoJtapiException.<br>CTIERR_OPERATION_NOT_ALLOWED_<br>ON_PERSISTENT_CALL. |

**Table 121: Have a Persistent Call and Customer Call Connected. Invoke redirect() on the Persistent Call Which Should Be Rejected**

| Actions                                                                    | Events                                                                                                   | Call Info                                                                                                                                                                           |
|----------------------------------------------------------------------------|----------------------------------------------------------------------------------------------------------|-------------------------------------------------------------------------------------------------------------------------------------------------------------------------------------|
| User1 opens Provider and adds a provider observer.                         | ProvInServiceEv                                                                                          |                                                                                                                                                                                     |
| Assume already have a persistent call with GC1 and customer call with GC2. |                                                                                                          |                                                                                                                                                                                     |
| Invoke redirect("2000") on the persistent call.                            | Caught exception<br>com.cisco.jtapi.PlatformException:<br>Operation is not allowed on a Persistent Call. | Let "ex" be an instance of<br>PlatformException:<br><br>((CiscoJtapiException) ex).getErrorCode()<br>= CiscoJtapiException.<br>CTIERR_OPERATION_NOT_ALLOWED_<br>ON_PERSISTENT_CALL. |

# Presentation Indication

## Making a Call Through Translation Pattern

The following table describes the message sequences for the Presentation Indication scenario of making a call through translation pattern. In the Translation Pattern admin pages, both the callerID/Name and ConnectedID/Name get set to "Restricted".

| Action                                               | CTI messages                                                                                                                                             | TAPI messages                                                                                                              | TAPI structures                                                                                                                                                                                             |
|------------------------------------------------------|----------------------------------------------------------------------------------------------------------------------------------------------------------|----------------------------------------------------------------------------------------------------------------------------|-------------------------------------------------------------------------------------------------------------------------------------------------------------------------------------------------------------|
| Party A goes off-hook                                | NewCallEvent,<br>CH = C1, GCH = G1,<br>Calling = A, Called = NP,<br>OrigCalled = NP, LR = NP,<br>State = DIALTONE, Origin =<br>OutBound, Reason = Direct | LINE_APPNEWCALL<br>hDevice = A<br>dwCallbackInstance = 0<br>dwParam1 = 0<br>dwParam2 = hCall-1<br>dwParam3 = OWNER         | LINECALLINFO (hCall-1)<br>hLine = A<br>dwCallID = T1<br>dwOrigin = OUTBOUND<br>dwReason = DIRECT<br>dwCallerID = A<br>dwCalledID = NP<br>dwConnectedID = NP<br>dwRedirectionID = NP<br>dwRedirectionID = NP |
|                                                      | CallStateChangedEvent, CH =<br>C1, State = DIALTONE, Cause =<br>CauseNoError, Reason = Direct,<br>Calling = A, Called = NP,<br>OrigCalled = NP, LR = NP  | LINE_CALLSTATE<br>hDevice = hCall-1<br>dwCallbackInstance = 0<br>dwParam1 = DIALTONE<br>dwParam2 = UNAVAIL<br>dwParam3 = 0 | No change                                                                                                                                                                                                   |
| Party A dials Party B through<br>Translation pattern | CallStateChangedEvent, CH =<br>C1, State = Dialing, Cause =<br>CauseNoError, Reason = Direct,<br>Calling = A, Called = NP,<br>OrigCalled = NP, LR = NP   | LINE_CALLSTATE<br>hDevice = hCall-1<br>dwCallbackInstance = 0<br>dwParam1 = DIALING<br>dwParam2 = 0<br>dwParam3 = 0        | No change                                                                                                                                                                                                   |

| Action                                  | CTI messages                                                                                                                                                                                                                 | TAPI messages                                                                                                                                                                                                                                    | TAPI structures                                                                                                                                                                                                                                                                                                                                        |
|-----------------------------------------|------------------------------------------------------------------------------------------------------------------------------------------------------------------------------------------------------------------------------|--------------------------------------------------------------------------------------------------------------------------------------------------------------------------------------------------------------------------------------------------|--------------------------------------------------------------------------------------------------------------------------------------------------------------------------------------------------------------------------------------------------------------------------------------------------------------------------------------------------------|
| Party B accepts the call                | CallStateChangedEvent, CH = C1, State = Proceeding, Cause = CauseNoError, Reason = Direct, Calling = A, CallingPartyPI = Allowed, Called = B, CalledPartyPI = Restricted, OrigCalled = B, OrigCalledPI = restricted, LR = NP | LINE_CALLSTATE<br>hDevice = hCall-1<br>dwCallbackInstance = 0<br>dwParam1 =<br>PROCEEDING<br>dwParam2 = 0<br>dwParam3 = 0<br>LINE_CALLINFO<br>hDevice = hCall-1<br>dwCallbackInstance = 0<br>dwParam1 = CALLEDID<br>dwParam2 = 0<br>dwParam3 = 0 | LINECALLINFO (hCall-1)<br>hLine = A<br>dwCallID = T1<br>dwOrigin = OUTBOUND<br>dwReason = DIRECT<br>dwCallerID = A<br>dwCallerIDName = A's Name<br>dwCalledID = B<br>dwCalledIDName = B's name<br>dwConnectedID = NP<br>dwConnectedIDName = NP<br>dwRedirectionID = NP<br>dwRedirectionIDName = NP<br>dwRedirectionID = NP<br>dwRedirectionIDName = NP |
| Party B accepts the call<br>(continued) | CallStateChangedEvent, CH = C1, State = Ringback, Cause = CauseNoError, Reason = Direct, Calling = A, CallingPI = Allowed, Called = B, CalledPI = Restricted, OrigCalled = B, OrigCalledPI = Restricted, LR = NP             | LINE_CALLSTATE<br>hDevice = hCall-1<br>dwCallbackInstance = 0<br>dwParam1 = RINGBACK<br>dwParam2 = 0<br>dwParam3 = 0                                                                                                                             | LINECALLINFO (hCall-1)<br>hLine = A<br>dwOrigin = OUTBOUND<br>dwReason = DIRECT<br>dwCallerID = A<br>dwCalledID = B<br>dwConnectedIDFlags =<br>LINECALLPARTYID_<br>BLOCKED dwConnectedID =<br>NP<br>dwRedirectionID = NP<br>dwRedirectionIDFlags =<br>LINECALLPARTYID_<br>BLOCKED dwRedirectionID<br>= NP                                              |

| Action                   | CTI messages                                                                                                                                                                                                      | TAPI messages                                                                                                                                                                                                                                        | TAPI structures                                                                                                                                                                                                                                                                                                                                                                                                 |
|--------------------------|-------------------------------------------------------------------------------------------------------------------------------------------------------------------------------------------------------------------|------------------------------------------------------------------------------------------------------------------------------------------------------------------------------------------------------------------------------------------------------|-----------------------------------------------------------------------------------------------------------------------------------------------------------------------------------------------------------------------------------------------------------------------------------------------------------------------------------------------------------------------------------------------------------------|
| Party B answers the call | CallStateChangedEvent, CH = C1, State = Connected, Cause = CauseNoError, Reason = Direct, Calling = A, CallingPI = Allowed, Called = B, CalledPI = Restricted, OrigCalled = B, OrigCalledPI = Restricted, LR = NP | LINE_CALLSTATE<br>hDevice = hCall-1<br>dwCallbackInstance = 0<br>dwParam1 = CONNECTED<br>dwParam2 = ACTIVE<br>dwParam3 = 0<br>LINE_CALLINFO<br>hDevice = hCall-1<br>dwCallbackInstance = 0<br>dwParam1 = CONNECTEDID<br>dwParam2 = 0<br>dwParam3 = 0 | LINECALLINFO (hCall-1)<br>hLine = A<br>dwCallID = T1<br>dwOrigin = OUTBOUND<br>dwReason = DIRECT<br>dwCallerID = A<br>dwCallerIDName = A's Name<br>dwCalledID = B<br>dwCalledIDName = B's Name<br>dwConnectedID = A,<br>dwConnectedIDName = A's Name,<br>dwRedirectingID = NP<br>dwRedirectingIDName = NP<br>dwRedirectionIDFlags = LINECALLPARTYID_BLOCKED<br>dwRedirectionID = NP<br>dwRedirectionIDName = NP |
|                          | CallStartReceptionEvent, DH = A, CH = C1                                                                                                                                                                          | LINE_DEVSPECIFIC<br>hDevice = hCall-1<br>dwCallbackInstance = 0<br>dwParam1 = StartReception<br>dwParam2 = IP Address<br>dwParam3 = Port                                                                                                             | No change                                                                                                                                                                                                                                                                                                                                                                                                       |
|                          | CallStartTransmissionEvent, DH = A, CH = C1                                                                                                                                                                       | LINE_DEVSPECIFIC1<br>hDevice = hCall-1<br>dwCallbackInstance = 0<br>dwParam1 = StartTransmission<br>dwParam2 = IP Address<br>dwParam3 = Port                                                                                                         | No change                                                                                                                                                                                                                                                                                                                                                                                                       |

**Note**

LINE\_DEVSPECIFIC events only get sent if the application requested them by using lineDevSpecific().

## Blind Transfer Through Translation Pattern

The following table describes the message sequences for the Presentation Indication scenario of Blind Transfer through Translation Pattern. In this scenario, A calls via translation pattern B, B answers, and A and B are connected.

| Action                                                                                                    | CTI messages                                                                                                                                                                                                                                                                    | TAPI messages                                                                                                  | TAPI structures                                                                                                                                                                                                                                                                                                                                                                                                                                                    |
|-----------------------------------------------------------------------------------------------------------|---------------------------------------------------------------------------------------------------------------------------------------------------------------------------------------------------------------------------------------------------------------------------------|----------------------------------------------------------------------------------------------------------------|--------------------------------------------------------------------------------------------------------------------------------------------------------------------------------------------------------------------------------------------------------------------------------------------------------------------------------------------------------------------------------------------------------------------------------------------------------------------|
| Party B does a lineBlindTransfer() to blind transfer call from party A to party C via translation pattern | Party A                                                                                                                                                                                                                                                                         |                                                                                                                |                                                                                                                                                                                                                                                                                                                                                                                                                                                                    |
|                                                                                                           | CallPartyInfoChangedEvent,<br>CH = C1, CallingChanged = False, Calling = A,<br>CallingPartyPI = Restricted,<br>CalledChanged = True, Called = C,<br>CalledPartyPI = Restricted,<br>OriginalCalled = NULL,<br>OriginalCalledPI = Restricted,<br>LR = NULL, Cause = BlindTransfer | LINE_CALLINFO, hDevice = hCall-1, dwCallbackInstance = 0, dwParam1 = CONNECTEDID, REDIRECTINGID, REDIRECTIONID | TSPI LINECALLINFO<br>dwOrigin = OUTBOUND<br>dwReason = DIRECT<br>dwCallerIDFlags = LINECALLPARTYID_BLOCKED<br>dwCallerID = NP<br>dwCallerIDName = NP<br>dwCalledID = B<br>dwCalledIDName = B's name<br>dwConnectedIDFlags = LINECALLPARTYID_BLOCKED<br>dwConnectedID = NP<br>dwConnectedIDName = NP<br>dwRedirectingID = B<br>dwRedirectingIDName = B's name<br>dwRedirectionIDFlags = LINECALLPARTYID_BLOCKED<br>dwRedirectionID = NP<br>dwRedirectionIDName = NP |
|                                                                                                           | Party B                                                                                                                                                                                                                                                                         |                                                                                                                |                                                                                                                                                                                                                                                                                                                                                                                                                                                                    |

| Action                                                                                                                | CTI messages                                                                                                                                                                                                                  | TAPI messages                                                                                                          | TAPI structures                                                                                                                                                                                                                                                                                                                                                                                                                                              |
|-----------------------------------------------------------------------------------------------------------------------|-------------------------------------------------------------------------------------------------------------------------------------------------------------------------------------------------------------------------------|------------------------------------------------------------------------------------------------------------------------|--------------------------------------------------------------------------------------------------------------------------------------------------------------------------------------------------------------------------------------------------------------------------------------------------------------------------------------------------------------------------------------------------------------------------------------------------------------|
|                                                                                                                       | CallStateChangedEvent, CH = C2,<br>State = Idle, Reason = Direct,<br>Calling = A, CallingPartyPI = Restricted,<br>Called = B, CalledPartyPI = Restricted,<br>OriginalCalled = B, OrigCalledPartyPI = Restricted,<br>LR = NULL | TSPI: LINE_CALLSTATE,<br>hDevice = hCall-1,<br>dwCallbackInstance = 0,<br>dwParam1 = IDLE dwParam2 = 0<br>dwParam3 = 0 | TSPI LINECALLINFO<br>dwOrigin = INTERNAL<br>dwReason = DIRECT<br>dwCallerIDFlags = LINECALLPARTYID_BLOCKED<br>dwCallerID = NP<br>dwCallerIDName = NP<br>dwCalledID = B<br>dwCalledIDName = B's name<br>dwConnectedIDFlags = LINECALLPARTYID_BLOCKED<br>dwConnectedID = NP dwConnectedIDName = NP<br>dwRedirectingID = B<br>dwRedirectingIDName = B's name<br>dwRedirectionIDFlags = LINECALLPARTYID_BLOCKED<br>dwRedirectionID = NP dwRedirectionIDName = NP |
| Party B does a lineBlindTransfer() to blind transfer call from party A to party C via translation pattern (continued) | Party C                                                                                                                                                                                                                       |                                                                                                                        |                                                                                                                                                                                                                                                                                                                                                                                                                                                              |

| Action              | CTI messages                                                                                                                                                                                                                                                                                    | TAPI messages                                                                                                            | TAPI structures                                                                                                                                                                                                                                                                                                                                                                                                                                                                      |
|---------------------|-------------------------------------------------------------------------------------------------------------------------------------------------------------------------------------------------------------------------------------------------------------------------------------------------|--------------------------------------------------------------------------------------------------------------------------|--------------------------------------------------------------------------------------------------------------------------------------------------------------------------------------------------------------------------------------------------------------------------------------------------------------------------------------------------------------------------------------------------------------------------------------------------------------------------------------|
|                     | NewCallEvent,<br>CH = C3,<br>origin = Internal_Inbound,<br>Reason = BlindTransfer,<br>Calling = A,<br>CallingPartyPI = Restricted,<br>Called = C,<br>CalledPartyPI = Restricted,<br>OriginalCalled = B,<br>OrigCalledPartyPI = Restricted,<br>LR = B,<br>LastRedirectingPartyPI =<br>Restricted | TSPI: LINE_APPNEWCALL<br>hDevice = C<br>dwCallbackInstance = 0<br>dwParam1 = 0<br>dwParam2 = hCall-1<br>dwParam3 = OWNER | TSPI LINECALLINFO<br>dwOrigin = INTERNAL<br>dwReason = TRANSFER<br>dwCallerIDFlags =<br>LINECALLPARTYID_<br>BLOCKED<br>dwCallerID = NP<br>dwCallerIDName = NP<br>dwCalledID = NP<br>dwCalledIDName = NP<br>dwConnectedIDFlags =<br>LINECALLPARTYID_<br>BLOCKED dwConnectedID =<br>NP dwConnectedIDName = NP<br>dwRedirectingID = B<br>dwRedirectingIDName =<br>B's name<br>dwRedirectionIDFlags =<br>LINECALLPARTYID_<br>BLOCKED dwRedirectionID<br>= NP dwRedirectionIDName =<br>NP |
| Party C is offering | Party A                                                                                                                                                                                                                                                                                         |                                                                                                                          |                                                                                                                                                                                                                                                                                                                                                                                                                                                                                      |

| Action                          | CTI messages                                                                                                                                                                                                                                                                   | TAPI messages                                                                                                                 | TAPI structures                                                                                                                                                                                                                                                                                                                                                                                                                                                                         |
|---------------------------------|--------------------------------------------------------------------------------------------------------------------------------------------------------------------------------------------------------------------------------------------------------------------------------|-------------------------------------------------------------------------------------------------------------------------------|-----------------------------------------------------------------------------------------------------------------------------------------------------------------------------------------------------------------------------------------------------------------------------------------------------------------------------------------------------------------------------------------------------------------------------------------------------------------------------------------|
|                                 | CallStateChangeEvent, CH = C1,<br>State = Ringback, Reason = Direct,<br>Calling = A,<br>CallingPartyPI = Restricted,<br>Called = C,<br>CalledPartyPI = Restricted,<br>OriginalCalled = B,<br>OrigCalledPartyPI = Restricted,<br>LR = B, LastRedirectingPartyPI =<br>Restricted | TSPI: LINE_CALLSTATE,<br>hDevice = hCall-1,<br>dwCallbackInstance = 0,<br>dwParam1 = RINGBACK<br>dwParam2 = 0<br>dwParam3 = 0 | TSPI LINECALLINFO<br>dwOrigin = OUTBOUND<br>dwReason = DIRECT<br>dwCallerIDFlags =<br>LINECALLPARTYID_<br>BLOCKED<br>dwCallerID = NP<br>dwCallerIDName = NP<br>dwCalledID = B<br>dwCalledIDName = B's name<br>dwConnectedIDFlags =<br>LINECALLPARTYID_<br>BLOCKED dwConnectedID =<br>NP dwConnectedIDName = NP<br>dwRedirectingID = B<br>dwRedirectingIDName =<br>B's name<br>dwRedirectionIDFlags =<br>LINECALLPARTYID_<br>BLOCKED dwRedirectionID =<br>NP dwRedirectionIDName =<br>NP |
| Party C is offering (continued) | Party C                                                                                                                                                                                                                                                                        |                                                                                                                               |                                                                                                                                                                                                                                                                                                                                                                                                                                                                                         |

| Action | CTI messages                                                                                                                                                                                                                                                                     | TAPI messages                                                                                                                 | TAPI structures                                                                                                                                                                                                                                                                                                                                                                                                                          |
|--------|----------------------------------------------------------------------------------------------------------------------------------------------------------------------------------------------------------------------------------------------------------------------------------|-------------------------------------------------------------------------------------------------------------------------------|------------------------------------------------------------------------------------------------------------------------------------------------------------------------------------------------------------------------------------------------------------------------------------------------------------------------------------------------------------------------------------------------------------------------------------------|
|        | CallStateChangedEvent, CH = C3,<br>State = Offering, Reason = BlindTransfer, Calling = A,<br>CallingPartyPI = Restricted,<br>Called = C,<br>CalledPartyPI = Restricted,<br>OriginalCalled = B,<br>OrigCalledPartyPI = Restricted,<br>LR = B, LastRedirectingPartyPI = Restricted | TSPI: LINE_CALLSTATE,<br>hDevice = hCall-1,<br>dwCallbackInstance = 0,<br>dwParam1 = OFFERING<br>dwParam2 = 0<br>dwParam3 = 0 | TSPI LINECALLINFO<br>dwOrigin = INTERNAL<br>dwCallerIDFlags = LINECALLPARTYID_BLOCKED<br>dwCallerID = NP<br>dwCallerIDName = NP<br>dwCalledID = NP<br>dwCalledIDName = NP<br>dwConnectedIDFlags = LINECALLPARTYID_BLOCKED<br>dwConnectedID = NP<br>dwConnectedIDName = NP<br>dwRedirectingID = B<br>dwRedirectingIDName = B's name<br>dwRedirectionIDFlags = LINECALLPARTYID_BLOCKED<br>dwRedirectionID = NP<br>dwRedirectionIDName = NP |

## Redirect Set Original Called (TxToVM)

The following table describes the message sequences for Redirece Set Original Called (TxToVM) feature where A calls B, B answers, and A and B are connected.

Table 122: Message Sequences for Redirect Set Original Called (TxToVM)

| Action                                                                                                | CTI messages                                                                                                                                                  | TAPI messages                                                                                                            | TAPI structures                                                                                                                                                                 |
|-------------------------------------------------------------------------------------------------------|---------------------------------------------------------------------------------------------------------------------------------------------------------------|--------------------------------------------------------------------------------------------------------------------------|---------------------------------------------------------------------------------------------------------------------------------------------------------------------------------|
| Party B does lineDevSpecific for REDIRECT_SET_ORIG_CALLED with DestDN = C's VMP and SetOrigCalled = C | Party A                                                                                                                                                       |                                                                                                                          |                                                                                                                                                                                 |
|                                                                                                       | CallPartyInfoChangedEvent, CH = C1, CallingChanged = False, Calling = A, CalledChanged = True, Called = C, OriginalCalled = NULL, LR = NULL, Cause = Redirect | LINE_CALLINFO, hDevice = hCall-1, dwCallbackInstance = 0, dwParam1 = CONNECTEDID, REDIRECTINGID, REDIRECTIONID           | TSPI LINECALLINFO<br>dwOrigin = OUTBOUND<br>dwReason = DIRECT<br>dwCallerID = A<br>dwCalledID = C<br>dwConnectedID = NULL<br>dwRedirectingID = NP<br>dwRedirectionID = NP       |
|                                                                                                       | Party B                                                                                                                                                       |                                                                                                                          |                                                                                                                                                                                 |
|                                                                                                       | CallStateChangedEvent, CH = C2, State = Idle, reason = DIRECT, Calling = A, Called = B, OriginalCalled = B, LR = NULL                                         | TSPI: LINE_CALLSTATE, hDevice = hCall-1, dwCallbackInstance = 0, dwParam1 = IDLE dwParam2 = 0<br>dwParam3 = 0            | TSPI LINECALLINFO<br>dwOrigin = INTERNAL<br>dwReason = DIRECT<br>dwCallerID = A<br>dwCalledID = B<br>dwConnectedID = NULL<br>dwRedirectingID = NULL<br>dwRedirectionID = NULL   |
|                                                                                                       | Party C's VMP                                                                                                                                                 |                                                                                                                          |                                                                                                                                                                                 |
|                                                                                                       | NewCallEvent, CH = C3, origin = Internal_Inbound, reason = Redirect, Calling = A, Called = C, OriginalCalled = C, LR = B                                      | TSPI: LINE_APPNEWCALL<br>hDevice = C<br>dwCallbackInstance = 0<br>dwParam1 = 0<br>dwParam2 = hCall-1<br>dwParam3 = OWNER | TSPI LINECALLINFO<br>dwOrigin = INTERNAL<br>dwReason = REDIRECT<br>dwCallerID = A<br>dwCalledID = C<br>dwConnectedID = NULL<br>dwRedirectingID = B<br>dwRedirectionID = C's VMP |

| Action              | CTI messages                                                                                                                                  | TAPI messages                                                                                                              | TAPI structures                                                                                                                                                               |
|---------------------|-----------------------------------------------------------------------------------------------------------------------------------------------|----------------------------------------------------------------------------------------------------------------------------|-------------------------------------------------------------------------------------------------------------------------------------------------------------------------------|
| Party C is offering | Party A                                                                                                                                       |                                                                                                                            |                                                                                                                                                                               |
|                     | CallStateChangeEvent,<br>CH = C1,<br>State = Ringback,<br>Reason = Direct,<br>Calling = A,<br>Called = C,<br>OriginalCalled = C,<br>LR = B    | TSPI: LINE_CALLSTATE<br>hDevice = hCall-1<br>dwCallbackInstance = 0<br>dwParam1 = RINGBACK<br>dwParam2 = 0<br>dwParam3 = 0 | TSPI LINECALLINFO<br>dwOrigin = OUTBOUND<br>dwReason = DIRECT<br>dwCallerID = A<br>dwCalledID = B<br>dwConnectedID = NULL<br>dwRedirectingID = B<br>dwRedirectionID = C's VMP |
|                     | Party C                                                                                                                                       |                                                                                                                            |                                                                                                                                                                               |
|                     | CallStateChangedEvent,<br>CH = C3,<br>State = Offering,<br>Reason = Redirect,<br>Calling = A,<br>Called = C,<br>OriginalCalled = C,<br>LR = B | TSPI: LINE_CALLSTATE<br>hDevice = hCall-1<br>dwCallbackInstance = 0<br>dwParam1 = OFFERING<br>dwParam2 = 0<br>dwParam3 = 0 | TSPI LINECALLINFO<br>dwOrigin = INTERNAL<br>dwCallerID = A<br>dwCalledID = C<br>dwConnectedID = NULL<br>dwRedirectingID = B<br>dwRedirectionID = C                            |

## Refer and Replace Scenarios

### In-Dialog Refer -Referrer in Cisco Unified Communications Manager Cluster

The following table describes the message sequences for the Refer and Replaces scenario of in-dialog refer where referer is in Cisco Unified Communications Manager cluster.

Table 123: Message Sequences for In-Dialog Refer -Referrer in Cisco Unified Communications

| Actions                                                                                                                                     | CallState/CallInfo<br>@Referrer (A)                                                                                                                                                                                                                                                                                                                                                              | CallState/CallInfo<br>@Referee (B)                                                                                                                                                                                                                                                                                                                                                               | CallState/CallInfo<br>@Refer-to-Target (C)                                                                                                                                                                                                                                                                                                                                                             |
|---------------------------------------------------------------------------------------------------------------------------------------------|--------------------------------------------------------------------------------------------------------------------------------------------------------------------------------------------------------------------------------------------------------------------------------------------------------------------------------------------------------------------------------------------------|--------------------------------------------------------------------------------------------------------------------------------------------------------------------------------------------------------------------------------------------------------------------------------------------------------------------------------------------------------------------------------------------------|--------------------------------------------------------------------------------------------------------------------------------------------------------------------------------------------------------------------------------------------------------------------------------------------------------------------------------------------------------------------------------------------------------|
| Referrer (A), Referee (B), and Refer-to-Target (C) exist in Cisco Unified Communications Manager cluster, and CTI is monitoring those lines | <p>A--&gt;B has a call in connected state. The call party information at A should be {calling = A, called = B, LRP = null, origCalled = B, reason = direct}</p> <p>TAPI CallInfo</p> <p>dwCallerID = A</p> <p>dwCalledID = B</p> <p>dwRedirectingID = null</p> <p>dwRedirectionID = null</p> <p>dwConnectedID = B</p> <p>dwReason = Direct</p> <p>dwOrigin = LINECALL</p> <p>ORIGIN_INTERNAL</p> | <p>A--&gt;B has a call in connected state. The call party information at B should be {calling = A, called = B, LRP = null, origCalled = B, reason = direct}</p> <p>TAPI CallInfo</p> <p>dwCallerID = A</p> <p>dwCalledID = B</p> <p>dwRedirectingID = null</p> <p>dwRedirectionID = null</p> <p>dwConnectedID = A</p> <p>dwReason = Direct</p> <p>dwOrigin = LINECALL</p> <p>ORIGIN_INTERNAL</p> |                                                                                                                                                                                                                                                                                                                                                                                                        |
| (A) initiates REFER (B) to (C)                                                                                                              | <p>A gets LINECALLSTATE_UNKNOWN   CLDSMT_CALL_WAITING_STATE with extended reason = REFER</p> <p>TAPI CallInfo</p> <p>dwCallerID = A</p> <p>dwCalledID = B</p> <p>dwRedirectingID = null</p> <p>dwRedirectionID = null</p> <p>dwConnectedID = B</p> <p>dwReason = Direct</p> <p>dwOrigin = LINECALL</p> <p>ORIGIN_INTERNAL</p>                                                                    |                                                                                                                                                                                                                                                                                                                                                                                                  | <p>NewCallEvent should be {calling = B, called = C, LRP = A, origCalled = C, reason = REFER}</p> <p>LINECALLSTATE_OFFERING</p> <p>TAPI CallInfo</p> <p>dwCallerID = B</p> <p>dwCalledID = C</p> <p>dwRedirectingID = A</p> <p>dwRedirectionID = C</p> <p>dwConnectedID = ""</p> <p>dwReason = LINECALL</p> <p>REASON_UNKNOWN with extended REFER</p> <p>dwOrigin = LINECALL</p> <p>ORIGIN_INTERNAL</p> |

| Actions                                     | CallState/CallInfo<br>@Referrer (A)           | CallState/CallInfo<br>@Referee (B)                                                                                                                                                                                                                                                               | CallState/CallInfo<br>@Refer-to-Target (C)                                                                                                                                                                                                             |
|---------------------------------------------|-----------------------------------------------|--------------------------------------------------------------------------------------------------------------------------------------------------------------------------------------------------------------------------------------------------------------------------------------------------|--------------------------------------------------------------------------------------------------------------------------------------------------------------------------------------------------------------------------------------------------------|
| C answers the call, and Refer is successful | LINECALLSTATE_IDLE with extended REFER reason | CallPartyInfoChangedEvent @ B with {calling = B, called = C, LRP = A, origCalled = C, reason = REFER}<br><br>TAPI callInfo<br>dwCallerID = B<br>dwCalledID = B<br>dwRedirectingID = A<br>dwRedirectionID = C<br>dwConnectedID = C<br>dwReason = DIRECT<br>dwOrigin = LINECALL<br>ORIGIN_INTERNAL | LINECALLSTATE_CONNECTED<br>TAPI callInfo<br>dwCallerID = B<br>dwCalledID = C<br>dwRedirectingID = A<br>dwRedirectionID = C<br>dwConnectedID = B<br>dwReason = LINECALL<br>REASON_UNKNOWN with extended REFER<br>dwOrigin = LINECALL<br>ORIGIN_INTERNAL |

### In-Dialog Refer Where ReferToTarget Redirects the Call in Offering State

The following table describes the message sequences for the Refer and Replaces scenario of in-dialog refer where ReferToTarget redirects the call in Offering state.

**Table 124: Message Sequences for In-Dialog Refer Where ReferToTarget Redirects the Call In**

| Actions                                                                                                                                     | CallState/CallInfo<br>@Referrer (A)                                                                                                                                                                                                                                                                                                                    | CallState/CallInfo<br>@Referee (B)                                                                                                                                                                                                                                                                                                                     | CallState/CallInfo<br>@Refer-to-Target (C) |
|---------------------------------------------------------------------------------------------------------------------------------------------|--------------------------------------------------------------------------------------------------------------------------------------------------------------------------------------------------------------------------------------------------------------------------------------------------------------------------------------------------------|--------------------------------------------------------------------------------------------------------------------------------------------------------------------------------------------------------------------------------------------------------------------------------------------------------------------------------------------------------|--------------------------------------------|
| Referrer (A), Referee (B), and Refer-to-Target (C) exist in Cisco Unified Communications Manager cluster, and CTI is monitoring those lines | A-->B has a call in connected state. The call party information at A should be {calling = A, called = B, LRP = null, origCalled = B, reason = direct}<br><br>TAPI CallInfo<br>dwCallerID = A<br>dwCalledID = B<br>dwRedirectingID = null<br>dwRedirectionID = null<br>dwConnectedID = B<br>dwReason = Direct<br>dwOrigin = LINECALL<br>ORIGIN_INTERNAL | A-->B has a call in connected state. The call party information at B should be {calling = A, called = B, LRP = null, origCalled = B, reason = direct}<br><br>TAPI CallInfo<br>dwCallerID = A<br>dwCalledID = B<br>dwRedirectingID = null<br>dwRedirectionID = null<br>dwConnectedID = A<br>dwReason = Direct<br>dwOrigin = LINECALL<br>ORIGIN_INTERNAL |                                            |

| Actions                                                    | CallState/CallInfo<br>@Referrer (A)                                                                                                                                                                                                                                                | CallState/CallInfo<br>@Referree (B)                                                                                                                                                                                                                                                                                   | CallState/CallInfo<br>@Refer-to-Target (C)                                                                                                                                                                                                                                                                                                      |
|------------------------------------------------------------|------------------------------------------------------------------------------------------------------------------------------------------------------------------------------------------------------------------------------------------------------------------------------------|-----------------------------------------------------------------------------------------------------------------------------------------------------------------------------------------------------------------------------------------------------------------------------------------------------------------------|-------------------------------------------------------------------------------------------------------------------------------------------------------------------------------------------------------------------------------------------------------------------------------------------------------------------------------------------------|
| (A) initiates REFER (B) to (C)                             | A gets LINECALLSTATE_UNKNOWN   CLDSMT_CALL_WAITING_STATE<br>with extended reason = REFER<br>TAPI CallInfo<br>dwCallerID = A<br>dwCalledID = B<br>dwRedirectingID = null<br>dwRedirectionID = null<br>dwConnectedID = B<br>dwReason = Direct<br>dwOrigin = LINECALL_ORIGIN_INTERNAL | B gets CPIC with (calling = B, called = C, ocdpn = C, LRP = A, reason = REFER, call state = Ringback)<br>TAPI CallInfo<br>dwCallerID = B<br>dwCalledID = C<br>dwRedirectingID = A<br>dwRedirectionID = C<br>dwConnectedID = null<br>dwReason = Direct<br>dwOrigin = LINECALL_ORIGIN_INTERNAL                          | NewCallEvent should be {calling = B, called = C, LRP = A, origCalled = C, reason = REFER}<br>LINECALLSTATE_OFFERING<br>TAPI callInfo<br>dwCallerID = B<br>dwCalledID = C<br>dwRedirectingID = A<br>dwRedirectionID = C<br>dwConnectedID = null<br>dwReason = LINECALL_REASON_UNKNOWN with extended REFER<br>dwOrigin = LINECALL_ORIGIN_INTERNAL |
| C Redirects the call to D in offering state, and D answers | LINECALLSTATE_IDLE with extended reason = REFER<br>(REFER considered as successful when D answers)                                                                                                                                                                                 | CallPartyInfoChangedEvent @ B with {calling = B, called = D, LRP = C, origCalled = C, reason = Redirect}<br>Callstate = connected<br>TAPI callInfo<br>dwCallerID = B<br>dwCalledID = B<br>dwRedirectingID = C<br>dwRedirectionID = D<br>dwConnectedID = D<br>dwReason = DIRECT<br>dwOrigin = LINECALL_ORIGIN_INTERNAL | IDLE with reason = Redirect<br>TAPI<br>LINECALLSTATE_IDLE<br>D will get NewCallEvent with reason = Redirect call info same as B's call info. (calling = B, called = D, ocdpn = C, LRP = C, reason = redirect)<br>Offering/accepted/connected                                                                                                    |

## In-Dialog Refer Where Refer Fails or Refer to Target Is Busy

The following table describes the message sequences for the Refer and Replaces scenario of in-dialog refer fails or refer to target is busy.

**Table 125: Message Sequences for In-Dialog Refer Where Refer Fails or Refer to Target Is Busy**

| Actions                                                                                                                                     | CallState/CallInfo<br>@Referrer (A)                                                                                                                                                                                                                                                                                                                                                              | CallState/CallInfo<br>@Referee (B)                                                                                                                                                                                                                                                                                                                                                               | CallState/CallInfo<br>@Refer-to-Target (C) |
|---------------------------------------------------------------------------------------------------------------------------------------------|--------------------------------------------------------------------------------------------------------------------------------------------------------------------------------------------------------------------------------------------------------------------------------------------------------------------------------------------------------------------------------------------------|--------------------------------------------------------------------------------------------------------------------------------------------------------------------------------------------------------------------------------------------------------------------------------------------------------------------------------------------------------------------------------------------------|--------------------------------------------|
| Referrer (A), Referee (B,) and Refer-to-Target (C) exist in Cisco Unified Communications Manager cluster, and CTI is monitoring those lines | <p>A--&gt;B has a call in connected state. The call party information at A should be {calling = A, called = B, LRP = null, origCalled = B, reason = direct}</p> <p>TAPI CallInfo</p> <p>dwCallerID = A</p> <p>dwCalledID = B</p> <p>dwRedirectingID = null</p> <p>dwRedirectionID = null</p> <p>dwConnectedID = B</p> <p>dwReason = Direct</p> <p>dwOrigin = LINECALL</p> <p>ORIGIN_INTERNAL</p> | <p>A--&gt;B has a call in connected state. The call party information at B should be {calling = A, called = B, LRP = null, origCalled = B, reason = direct}</p> <p>TAPI CallInfo</p> <p>dwCallerID = A</p> <p>dwCalledID = B</p> <p>dwRedirectingID = null</p> <p>dwRedirectionID = null</p> <p>dwConnectedID = A</p> <p>dwReason = Direct</p> <p>dwOrigin = LINECALL</p> <p>ORIGIN_INTERNAL</p> |                                            |
| (A) initiates REFER (B) to (C)                                                                                                              | <p>A gets LINECALLSTATE_UNKNOWN   CLDSMT_CALL_WAITING_STATE with extended reason = REFER</p> <p>TAPI CallInfo</p> <p>dwCallerID = A</p> <p>dwCalledID = B</p> <p>dwRedirectingID = null</p> <p>dwRedirectionID = null</p> <p>dwConnectedID = B</p> <p>dwReason = Direct</p> <p>dwOrigin = LINECALL</p> <p>ORIGIN_INTERNAL</p>                                                                    | No change                                                                                                                                                                                                                                                                                                                                                                                        |                                            |

| Actions                       | CallState/CallInfo<br>@Referrer (A)                                                                       | CallState/CallInfo<br>@Referee (B)                                                                                                                                                                                                                                                                                                                  | CallState/CallInfo<br>@Refer-to-Target (C) |
|-------------------------------|-----------------------------------------------------------------------------------------------------------|-----------------------------------------------------------------------------------------------------------------------------------------------------------------------------------------------------------------------------------------------------------------------------------------------------------------------------------------------------|--------------------------------------------|
| C is busy / C does not answer | A gets<br>LINECALLSTATE_CONNECTED<br>with extended reason = REFER<br>(REFER considered as <b>failed</b> ) | If B goes to ringback when call<br>is offered to C (C does not<br>answer finally) it should also<br>receive Connected Call State<br>and CPIC event<br><br>TAPI CallInfo<br>dwCallerID = A<br>dwCalledID = B<br>dwRedirectingID = null<br>dwRedirectionID = null<br>dwConnectedID = A<br>dwReason = Direct<br>dwOrigin = LINECALL<br>ORIGIN_INTERNAL |                                            |

## Out-of-Dialog Refer

The following table describes the message sequences for the Refer and Replaces scenario of Out-of-Dialog Refer.

**Table 126: Message Sequences for Out-of-Dialog Refer**

| Actions                                                                                                                                                 | CallState/CallInfo<br>@Referrer (A)              | CallState/CallInfo<br>@Referee (B)               | CallState/CallInfo<br>@Refer-to-Target (C) |
|---------------------------------------------------------------------------------------------------------------------------------------------------------|--------------------------------------------------|--------------------------------------------------|--------------------------------------------|
| Referrer (A), Referee (B), and<br>Refer-to-Target (C) exist in<br>Cisco Unified Communications<br>Manager cluster, and CTI is<br>monitoring those lines | There is no preexisting call<br>between A and B. | There is no preexisting call<br>between A and B. |                                            |

| Actions                    | CallState/CallInfo<br>@Referrer (A) | CallState/CallInfo<br>@Referree (B)                                                                                                                                                                                                                                                                                                                        | CallState/CallInfo<br>@Refer-to-Target (C) |
|----------------------------|-------------------------------------|------------------------------------------------------------------------------------------------------------------------------------------------------------------------------------------------------------------------------------------------------------------------------------------------------------------------------------------------------------|--------------------------------------------|
| A initiates REFER B to (C) |                                     | B should get NewCallEvent with call info as {calling = A, called = B, LRP = null, origCalled = B, reason = REFER}<br><br>TAPI CallInfo<br>dwCallerID = A<br>dwCalledID = B<br>dwRedirectingID = null<br>dwRedirectionID = null<br>dwConnectedID = A<br>dwReason = LINECALL<br>REASON_UNKNOWN with extended REFER<br>dwOrigin = LINECALL<br>ORIGIN_EXTERNAL |                                            |
| B answers                  |                                     | Call state = connected (media does not flow between A and B when call goes to connected state)<br><br>TAPI CallInfo (no change)                                                                                                                                                                                                                            |                                            |

| Actions                                                      | CallState/CallInfo<br>@Referrer (A) | CallState/CallInfo<br>@Referree (B)                                                                                                                                                                                                                                                                                                                  | CallState/CallInfo<br>@Refer-to-Target (C)                                                                                                                                                                                                                                                                                                                                                                                                                              |
|--------------------------------------------------------------|-------------------------------------|------------------------------------------------------------------------------------------------------------------------------------------------------------------------------------------------------------------------------------------------------------------------------------------------------------------------------------------------------|-------------------------------------------------------------------------------------------------------------------------------------------------------------------------------------------------------------------------------------------------------------------------------------------------------------------------------------------------------------------------------------------------------------------------------------------------------------------------|
| Cisco Unified Communications Manager redirects the call to C |                                     | CallPartyInfoChangedEvent @<br>B with {calling = B, called = C,<br>LRP = A, origCalled = C,<br>reason = REFER}<br><br>TAPI callInfo<br>dwCallerID = B<br>dwCalledID = B<br>dwRedirectingID = A<br>dwRedirectionID = C<br>dwConnectedID = C<br>dwReason = LINECALL<br>REASON_UNKNOWN with<br>extended REFER<br>dwOrigin = LINECALL<br>ORIGIN_EXTERNAL | NewCallEvent should be<br>{calling = B, called = C, LRP =<br>A, origCalled = C, reason =<br>REFER} This info is exactly<br>same as though caller (A)<br>performed REDIRECT<br>operation (except the reason is<br>different here).<br><br>TAPI callInfo<br>dwCallerID = B<br>dwCalledID = C<br>dwRedirectingID = A<br>dwRedirectionID = C<br>dwConnectedID = B<br>dwReason = LINECALL<br>REASON_UNKNOWN with<br>extended REFER<br>dwOrigin = LINECALL<br>ORIGIN_INTERNAL |

## Invite with Replace for Confirmed Dialog

The following table describes the message sequences for the Refer and Replaces scenario of invite with replace for confirmed dialog. Here, A, B, and C exist inside Cisco Unified Communications Manager. A confirmed dialog occurs between A and B. C initiates Invite to A with replace B's dialog ID.

**Table 127: Message Sequences for Invite with Replace for Confirmed Dialog**

| Actions                                 | CallState/CallInfo<br>@Referrer (A)                                                                       | CallState/CallInfo<br>@Referree (B)                                                                      | CallState/CallInfo<br>@Refer-to-Target (C) |
|-----------------------------------------|-----------------------------------------------------------------------------------------------------------|----------------------------------------------------------------------------------------------------------|--------------------------------------------|
| Confirmed dialog occurs between A and B | Call State = connected,<br>Caller = A,<br>Called = B,<br>Connected = B,<br>Reason = direct,<br>gcid = GC1 | Call State = connected<br>Caller = A,<br>Called = B,<br>Connected = A,<br>Reason = direct,<br>gcid = GC1 |                                            |

| Actions                                                                                   | CallState/CallInfo<br>@Referrer (A)                                                                                                                                                                                                                                                                                  | CallState/CallInfo<br>@Referree (B)              | CallState/CallInfo<br>@Refer-to-Target (C)                                                                                                                                                                                                                                           |
|-------------------------------------------------------------------------------------------|----------------------------------------------------------------------------------------------------------------------------------------------------------------------------------------------------------------------------------------------------------------------------------------------------------------------|--------------------------------------------------|--------------------------------------------------------------------------------------------------------------------------------------------------------------------------------------------------------------------------------------------------------------------------------------|
| C Invites A by replacing B's dialog                                                       |                                                                                                                                                                                                                                                                                                                      |                                                  | NewCall at C gcid = GC2,<br>reason = REPLACES,<br>Call state = Dialing,<br>Caller = C,<br>Called = null,<br>Reason = REPLACES                                                                                                                                                        |
| Cisco Unified Communications Manager joins A and C in a call and disconnects call leg @ B | GCID Changed to GC2,<br>Reason = REPLACES<br>CPIC Caller = C,<br>Called = A,<br>ocdpn = A,<br>LRP = B<br>Reason = REPLACES<br>Callstate = connected<br>TAPI callinfo<br>caller = C,<br>called = B,<br>connected = C,<br>redirecting = B,<br>redirection = A, reason = DIRECT with extended REPLACES,<br>callID = GC2 | Call State = IDLE,<br>extended reason = REPLACES | CPIC changed<br>Caller = C,<br>Called = A,<br>ocdpn = A,<br>LRP = B,<br>Reason = REPLACES<br>CallState = connected<br>TAPI callinfo<br>Caller = C,<br>Called = A,<br>Connected = A,<br>Redirecting = B,<br>Redirection = A, reason = UNKNOWN with extended REPLACES,<br>callID = GC2 |

## Refer with Replace for All in Cluster

The following table describes the message sequences for the Refer and Replaces scenario of refer with replace for all in cluster. Here, a confirmed dialog exists between A and B and A and C. A initiates Refer to C with replace B's dialog ID.

Table 128: Message Sequences for Refer with Replace for All in Cluster

| Actions                                                                        | CallState/CallInfo<br>@Referrer (A)                                                                                                                                                                  | CallState/CallInfo<br>@Referree (B)                                                                                                                                                                                                                                                                                                 | CallState/CallInfo<br>@Refer-to-Target (C)                                                                                                                                                                                                                              |
|--------------------------------------------------------------------------------|------------------------------------------------------------------------------------------------------------------------------------------------------------------------------------------------------|-------------------------------------------------------------------------------------------------------------------------------------------------------------------------------------------------------------------------------------------------------------------------------------------------------------------------------------|-------------------------------------------------------------------------------------------------------------------------------------------------------------------------------------------------------------------------------------------------------------------------|
| Dialog between A and B and<br>dialog between A and C                           | Call State = onhold,<br>GC1,<br>Caller = A,<br>Called = C,<br>Connected = C,<br>Reason = direct<br>CallState = connected,<br>GC2,<br>Caller = A,<br>Called = B,<br>Connected = B,<br>Reason = direct | Call State = connected<br>Caller = A,<br>Called = B,<br>Connected = A,<br>Reason = direct,<br>gcid = GC2                                                                                                                                                                                                                            | Call State = connected<br>Caller = A,<br>Called = C,<br>Connected = A,<br>Reason = direct,<br>gcid = GC1                                                                                                                                                                |
| A completes Refer to C<br>replacing A->B's dialog (B is<br>referred to target) | From CTI (callState = IDLE<br>with reason = TRANSFER)<br>TAPI call state IDLE with<br>Reason = DIRECT with<br>extended reason TRANSFER                                                               | GCID changed from<br>CTI reason = TRANSFER<br>CPIC Changed from CTI Caller<br>= B,<br>Called = C,<br>Origcalled = C,<br>LRP = A,<br>Reason = TRANSFER<br>TAPI callinfo<br>Caller = B,<br>Called = B,<br>Connected = C,<br>Redirecting = A,<br>Redirection = C,<br>Reason = DIRECT with<br>extended reason TRANSFER.<br>CallId = GC1 | CPIC Changed from CTI with<br>Caller = B,<br>Called = C,<br>Origcalled = C,<br>LRP = A,<br>Reason = TRANSFER<br>TAPI callinfo caller = B, called<br>= C, connected = B, redirecting<br>= A, redirection = C, reason =<br>direct with extended<br>TRANSFER. callId = GC1 |

## Refer with Replace for All in Cluster Replace Dialog Belongs to Another Station

The following table describes the message sequences for the Refer and Replaces scenario of refer with replace for all in cluster, where replace dialog belongs to another station. In this scenario:

A is Referrer, D is Referee, and C is Refer-to-Target.

A confirmed dialog exists between A(d1) and B & C(d2) and D.

A initiates Refer to D on (d1) with Replaces (d2).

**Table 129: Message Sequences for Refer with Replace for All in Cluster, Replace Dialog Belongs to Another Station**

| Actions                                           | CallState/CallInfo<br>@Referrer (A)                                                                                              | CallState/CallInfo<br>@B                                                                                                                                                                                                                                                                | CallState/CallInfo<br>@Refer-to-Target (C)                                                                                              | CallState/CallInfo<br>@Referee (D)                                                                                                                                                                                                                                                                                              |
|---------------------------------------------------|----------------------------------------------------------------------------------------------------------------------------------|-----------------------------------------------------------------------------------------------------------------------------------------------------------------------------------------------------------------------------------------------------------------------------------------|-----------------------------------------------------------------------------------------------------------------------------------------|---------------------------------------------------------------------------------------------------------------------------------------------------------------------------------------------------------------------------------------------------------------------------------------------------------------------------------|
| Dialog between A and B and dialog between C and D | Call State = onhold,<br>Caller = A,<br>Called = B,<br>Connected = B,<br>Reason = direct,<br>gcid = GC1                           | Call State = connected<br>Caller = A,<br>Called = B,<br>Connected = A,<br>Reason = direct,<br>gcid = GC1                                                                                                                                                                                | Call State = connected<br>Caller = C,<br>Called = D,<br>Connected = D,<br>Reason = direct,<br>gcid = GC2                                | Call State = connected<br>Caller = C,<br>Called = D,<br>Connected = C,<br>Reason = direct,<br>gcid = GC2                                                                                                                                                                                                                        |
| A initiates Refer to D on (d1) with Replaces (d2) | From CTI<br>(callState = IDLE with reason = REFER)<br><br>TAPI call state IDLE with reason = DIRECT with extended reason = REFER | CPIC Changed from CTI<br>Caller = B,<br>Called = C,<br><br>Origcalled = D,<br>LRP = C,<br>Reason = REPLACES<br><br>TAPI callinfo<br>Caller = B,<br>Called = B,<br>Connected = D,<br>Redirecting = C,<br>Redirection = D,<br><br>Reason = DIRECT with extended REPLACES,<br>CallId = GC1 | From CTI<br>(callState = IDLE with reason = REPLACES.)<br><br>TAPI call state IDLE with reason = DIRECT with extended reason = REPLACES | GCID changed from CTI to GC1<br>CPIC Changed from CTI with<br>Caller = B (referee),<br>Called = D,<br>Origcalled = D,<br>LRP = C, Reason = REPLACES<br><br>TAPI callinfo<br>caller = B,<br>called = D,<br>connected = B,<br>redirecting = C,<br>redirection = D,<br><br>reason = DIRECT with extended REPLACES,<br>callId = GC1 |

# Secure Conferencing

## Conference with All Parties as Secure

The conference bridge includes security profile. MOH is not configured. A, B, and C get registered as Encrypted.

| Action                        | CTI messages                                                                                                                                                                                                                                                                 | TAPI messages                                                                                                                                                            | TAPI structures                                                                                                                                                                                                                                                 |
|-------------------------------|------------------------------------------------------------------------------------------------------------------------------------------------------------------------------------------------------------------------------------------------------------------------------|--------------------------------------------------------------------------------------------------------------------------------------------------------------------------|-----------------------------------------------------------------------------------------------------------------------------------------------------------------------------------------------------------------------------------------------------------------|
| A calls B; B answers the call | Party A                                                                                                                                                                                                                                                                      |                                                                                                                                                                          |                                                                                                                                                                                                                                                                 |
|                               | CallStateChangedEvent, CH = C1, GCH = G1, Calling = A, Called = B, OrigCalled = B, LR = NP, State = Connected, Origin = OutBound, Reason = Direct<br><br>SecurityStaus = NotAuthenticated<br><br>CtiCallSecurityStatusUpdate<br>LH = A, CH = C1<br>SecurityStaus = Encrypted | LINE_CALLDEVSPECIFIC<br>hDevice = A<br>dwCallbackInstance = 0<br>dwParam1 = SLDSMT_LINECALLINFO_DEVSPECIFICDATA<br>dwParam2 = SLDST_CALL_SECURITY_STATUS<br>dwParam3 = 0 | LINECALLINFO (hCall-1)<br>hLine = A<br>dwCallID = T1<br>dwOrigin = OUTBOUND<br>dwReason = DIRECT<br>dwCallerID = A<br>dwCalledID = B<br>dwConnectedID = B<br>dwRedirectionID = NP<br>dwRedirectingID = NP<br>Devspecific Data :<br>CallSecurityInfo = Encrypted |
|                               | Party B                                                                                                                                                                                                                                                                      |                                                                                                                                                                          |                                                                                                                                                                                                                                                                 |
|                               | CallStateChangedEvent, CH = C2, GCH = G1, Calling = A, Called = B, OrigCalled = B, LR = NP, State = Connected, Origin = OutBound, Reason = Direct<br><br>SecurityStaus = NotAuthenticated<br><br>CtiCallSecurityStatusUpdate<br>LH = B, CH = C2<br>SecurityStaus = Encrypted | LINE_CALLDEVSPECIFIC<br>hDevice = B<br>dwCallbackInstance = 0<br>dwParam1 = SLDSMT_LINECALLINFO_DEVSPECIFICDATA<br>dwParam2 = SLDST_CALL_SECURITY_STATUS<br>dwParam3 = 0 | LINECALLINFO (hCall-1)<br>hLine = B<br>dwCallID = T1<br>dwOrigin = INTERNAL<br>dwReason = DIRECT<br>dwCallerID = A<br>dwCalledID = B<br>dwConnectedID = A<br>dwRedirectionID = NP<br>dwRedirectingID = NP<br>Devspecific Data :<br>CallSecurityInfo = Encrypted |
| B does lineSetUpConference    | Party B                                                                                                                                                                                                                                                                      |                                                                                                                                                                          |                                                                                                                                                                                                                                                                 |

| Action                        | CTI messages                                                                                                                                                                                                                                                                        | TAPI messages                                                                                                                                                                      | TAPI structures                                                                                                                                                                                                                                                           |
|-------------------------------|-------------------------------------------------------------------------------------------------------------------------------------------------------------------------------------------------------------------------------------------------------------------------------------|------------------------------------------------------------------------------------------------------------------------------------------------------------------------------------|---------------------------------------------------------------------------------------------------------------------------------------------------------------------------------------------------------------------------------------------------------------------------|
|                               | CtiCallSecurityStatusUpdate<br>LH = B, CH = C2<br>SecurityStaus =<br>NotAuthenticated                                                                                                                                                                                               | LINE_CALLDEVSPECIFIC<br>hDevice = B<br>dwCallbackInstance = 0<br>dwParam1 =<br>SLDSMT_LINECALLINFO_<br>DEVSPECIFICDATA<br>dwParam2 =<br>SLDST_CALL_SECURITY_STATUS<br>dwParam3 = 0 | LINECALLINFO (hCall-1)<br>hLine = B<br>dwCallID = T1<br>dwOrigin = INTERNAL<br>dwReason = DIRECT<br>dwCallerID = A<br>dwCalledID = B<br>dwConnectedID = A<br>dwRedirectionID = NP<br>dwRedirectingID = NP<br>Devspecific Data :<br>CallSecurityInfo =<br>NotAuthenticated |
| B calls C; C answers the call | Party B                                                                                                                                                                                                                                                                             |                                                                                                                                                                                    |                                                                                                                                                                                                                                                                           |
|                               | CallStateChangedEvent, CH =<br>C3, GCH = G2, Calling = A,<br>Called = B, OrigCalled = B, LR<br>= NP, State = Connected, Origin<br>= OutBound, Reason = Direct<br>SecurityStaus =<br>NotAuthenticated<br>CtiCallSecurityStatusUpdate<br>LH = B, CH = C3<br>SecurityStaus = Encrypted | LINE_CALLDEVSPECIFIC<br>hDevice = B<br>dwCallbackInstance = 0<br>dwParam1 =<br>SLDSMT_LINECALLINFO_<br>DEVSPECIFICDATA<br>dwParam2 =<br>SLDST_CALL_SECURITY_STATUS<br>dwParam3 = 0 | LINECALLINFO (hCall-1)<br>hLine = B<br>dwCallID = T2<br>dwOrigin = OUTBOUND<br>dwReason = DIRECT<br>dwCallerID = B<br>dwCalledID = C<br>dwConnectedID = C<br>dwRedirectionID = NP<br>dwRedirectingID = NP<br>Devspecific Data :<br>CallSecurityInfo = Encrypted           |
|                               | Party C                                                                                                                                                                                                                                                                             |                                                                                                                                                                                    |                                                                                                                                                                                                                                                                           |

| Action           | CTI messages                                                                                                                                                                                                                                                             | TAPI messages                                                                                                                                                            | TAPI structures                                                                                                                                                                                                                                                       |
|------------------|--------------------------------------------------------------------------------------------------------------------------------------------------------------------------------------------------------------------------------------------------------------------------|--------------------------------------------------------------------------------------------------------------------------------------------------------------------------|-----------------------------------------------------------------------------------------------------------------------------------------------------------------------------------------------------------------------------------------------------------------------|
|                  | CallStateChangedEvent, CH = C4, GCH = G2, Calling = B, Called = C, OrigCalled = C, LR = NP, State = Connected, Origin = OutBound, Reason = Direct<br>SecurityStaus = NotAuthenticated<br><br>CtiCallSecurityStatusUpdate<br>LH = C, CH = C4<br>SecurityStaus = Encrypted | LINE_CALLDEVSPECIFIC<br>hDevice = C<br>dwCallbackInstance = 0<br>dwParam1 = SLDSMT_LINECALLINFO_DEVSPECIFICDATA<br>dwParam2 = SLDST_CALL_SECURITY_STATUS<br>dwParam3 = 0 | LINECALLINFO (hCall-1)<br>hLine = C<br>dwCallID = T2<br>dwOrigin = INTERNAL<br>dwReason = DIRECT<br>dwCallerID = B<br>dwCalledID = C<br>dwConnectedID = B<br>dwRedirectionID = NP<br>dwRedirectingID = NP<br>Devspecific Data :<br>CallSecurityInfo = Encrypted       |
| B completes conf | Party B                                                                                                                                                                                                                                                                  |                                                                                                                                                                          |                                                                                                                                                                                                                                                                       |
|                  | CtiCallSecurityStatusUpdate<br>LH = B, CH = C2<br>SecurityStaus = Encrypted                                                                                                                                                                                              | LINE_CALLDEVSPECIFIC<br>hDevice = B<br>dwCallbackInstance = 0<br>dwParam1 = SLDSMT_LINECALLINFO_DEVSPECIFICDATA<br>dwParam2 = SLDST_CALL_SECURITY_STATUS<br>dwParam3 = 0 | LINECALLINFO (hCall-1)<br>hLine = B<br>dwCallID = T1<br>dwOrigin = CONFERENCE<br>dwReason = UNKNOWN<br>dwCallerID = NP<br>dwCalledID = NP<br>dwConnectedID = NP<br>dwRedirectionID = NP<br>dwRedirectingID = NP<br>Devspecific Data :<br>CallSecurityInfo = Encrypted |

## Hold or Resume in Secure Conference

Conference bridge includes security profile. MOH gets configured. A, B, and C represent secure phones and exist in conference with overall call security status as secure.

| Action          | CTI messages | TAPI messages | TAPI structures |
|-----------------|--------------|---------------|-----------------|
| A does lineHold | Party A      |               |                 |

| Action | CTI messages                                                                            | TAPI messages                                                                                                                                                                      | TAPI structures                                                                                                                                                                                                                                                                                                                                        |
|--------|-----------------------------------------------------------------------------------------|------------------------------------------------------------------------------------------------------------------------------------------------------------------------------------|--------------------------------------------------------------------------------------------------------------------------------------------------------------------------------------------------------------------------------------------------------------------------------------------------------------------------------------------------------|
|        | CtiCallSecurityStatusUpdate,<br>LH = A, CH = C1,<br>SecurityStaus =<br>NotAuthenticated | LINE_CALLDEVSPECIFIC<br>hDevice = A<br>dwCallbackInstance = 0<br>dwParam1 =<br>SLDSMT_LINECALLINFO_<br>DEVSPECIFICDATA<br>dwParam2 =<br>SLDST_CALL_SECURITY_STATUS<br>dwParam3 = 0 | LINECALLINFO (hCall-1)<br>hLine = A<br>dwCallID = T1<br>dwOrigin = CONFERENCE<br>dwReason = UNKNOWN<br>dwCallerID = NP<br>dwCalledID = NP<br>dwConnectedID = NP<br>dwRedirectionID = NP<br>dwRedirectionID = NP<br>Devspecific Data :<br>CallSecurityInfo =<br>NotAuthenticated                                                                        |
|        | Party B                                                                                 |                                                                                                                                                                                    |                                                                                                                                                                                                                                                                                                                                                        |
|        | CtiCallSecurityStatusUpdate,<br>LH = B, CH = C2,<br>SecurityStaus =<br>NotAuthenticated | LINE_CALLDEVSPECIFIC<br>hDevice = B<br>dwCallbackInstance = 0<br>dwParam1 =<br>SLDSMT_LINECALLINFO_<br>DEVSPECIFICDATA<br>dwParam2 =<br>SLDST_CALL_SECURITY_STATUS<br>dwParam3 = 0 | LINECALLINFO (hCall-1)<br>hLine = B<br>dwCallID = T1<br>dwOrigin = CONFERENCE<br>dwReason = UNKNOWN<br>dwCallerID = NP<br>dwCalledID = NP<br>dwConnectedID = NP<br>dwRedirectionID = NP<br>dwRedirectionID = NP<br>Devspecific Data :<br>CallSecurityInfo =<br>CtiCallSecurityStatusUpdate,<br>LH = A, CH = C1,<br>SecurityStaus =<br>NotAuthenticated |
|        | Party C                                                                                 |                                                                                                                                                                                    |                                                                                                                                                                                                                                                                                                                                                        |

| Action            | CTI messages                                                                            | TAPI messages                                                                                                                                                                      | TAPI structures                                                                                                                                                                                                                                                               |
|-------------------|-----------------------------------------------------------------------------------------|------------------------------------------------------------------------------------------------------------------------------------------------------------------------------------|-------------------------------------------------------------------------------------------------------------------------------------------------------------------------------------------------------------------------------------------------------------------------------|
|                   | CtiCallSecurityStatusUpdate,<br>LH = A, CH = C1,<br>SecurityStaus =<br>NotAuthenticated | LINE_CALLDEVSPECIFIC<br>hDevice = C<br>dwCallbackInstance = 0<br>dwParam1 =<br>SLDSMT_LINECALLINFO_<br>DEVSPECIFICDATA<br>dwParam2 =<br>SLDST_CALL_SECURITY_STATUS<br>dwParam3 = 0 | LINECALLINFO (hCall-1)<br>hLine =<br>dwCallID = T1<br>dwOrigin = CONFERENCE<br>dwReason = UNKNOWN<br>dwCallerID = NP<br>dwCalledID = NP<br>dwConnectedID = NP<br>dwRedirectionID = NP<br>dwRedirectionID = NP<br>Devspecific Data :<br>CallSecurityInfo =<br>NotAuthenticated |
| A does lineResume | Party A                                                                                 |                                                                                                                                                                                    |                                                                                                                                                                                                                                                                               |
|                   | CtiCallSecurityStatusUpdate,<br>LH = A, CH = C1,<br>SecurityStaus = Encrypted           | LINE_CALLDEVSPECIFIC<br>hDevice = A<br>dwCallbackInstance = 0<br>dwParam1 =<br>SLDSMT_LINECALLINFO_<br>DEVSPECIFICDATA<br>dwParam2 =<br>SLDST_CALL_SECURITY_STATUS<br>dwParam3 = 0 | LINECALLINFO (hCall-1)<br>hLine = A<br>dwCallID = T1<br>dwOrigin = CONFERENCE<br>dwReason = UNKNOWN<br>dwCallerID = NP<br>dwCalledID = NP<br>dwConnectedID = NP<br>dwRedirectionID = NP<br>dwRedirectionID = NP<br>Devspecific Data :<br>CallSecurityInfo = Encrypted         |
|                   | Party B                                                                                 |                                                                                                                                                                                    |                                                                                                                                                                                                                                                                               |

| Action | CTI messages                                                                  | TAPI messages                                                                                                                                                                      | TAPI structures                                                                                                                                                                                                                                                       |
|--------|-------------------------------------------------------------------------------|------------------------------------------------------------------------------------------------------------------------------------------------------------------------------------|-----------------------------------------------------------------------------------------------------------------------------------------------------------------------------------------------------------------------------------------------------------------------|
|        | CtiCallSecurityStatusUpdate,<br>LH = B, CH = C2,<br>SecurityStaus = Encrypted | LINE_CALLDEVSPECIFIC<br>hDevice = B<br>dwCallbackInstance = 0<br>dwParam1 =<br>SLDSMT_LINECALLINFO_<br>DEVSPECIFICDATA<br>dwParam2 =<br>SLDST_CALL_SECURITY_STATUS<br>dwParam3 = 0 | LINECALLINFO (hCall-1)<br>hLine = B<br>dwCallID = T1<br>dwOrigin = CONFERENCE<br>dwReason = UNKNOWN<br>dwCallerID = NP<br>dwCalledID = NP<br>dwConnectedID = NP<br>dwRedirectionID = NP<br>dwRedirectionID = NP<br>Devspecific Data :<br>CallSecurityInfo = Encrypted |
|        | Party C                                                                       |                                                                                                                                                                                    |                                                                                                                                                                                                                                                                       |
|        | CtiCallSecurityStatusUpdate,<br>LH = C, CH = C4,<br>SecurityStaus = Encrypted | LINE_CALLDEVSPECIFIC<br>hDevice = C<br>dwCallbackInstance = 0<br>dwParam1 =<br>SLDSMT_LINECALLINFO_<br>DEVSPECIFICDATA<br>dwParam2 =<br>SLDST_CALL_SECURITY_STATUS<br>dwParam3 = 0 | LINECALLINFO (hCall-1)<br>hLine =<br>dwCallID = T1<br>dwOrigin = CONFERENCE<br>dwReason = UNKNOWN<br>dwCallerID = NP<br>dwCalledID = NP<br>dwConnectedID = NP<br>dwRedirectionID = NP<br>dwRedirectionID = NP<br>Devspecific Data :<br>CallSecurityInfo = Encrypted   |

## Secure Monitoring and Recording

### Silent Monitoring

Set up:

User is in "Allow Monitoring" Group

BIB on B is set to ON

A, A1 – Customer Phones

B, B1– Agent phones

C, C1 – Supervisor phones

All Lines are Opened with Ext Version – 0x000A0000

| Action                                                                                                                                                                                                                                                                                       | Expected result                                                                                                                                                                                                                                                                                                                                                                                                                                                                                                                                                                                                                                                                                                                                                                                                                                                                                                                                                                                                                 |
|----------------------------------------------------------------------------------------------------------------------------------------------------------------------------------------------------------------------------------------------------------------------------------------------|---------------------------------------------------------------------------------------------------------------------------------------------------------------------------------------------------------------------------------------------------------------------------------------------------------------------------------------------------------------------------------------------------------------------------------------------------------------------------------------------------------------------------------------------------------------------------------------------------------------------------------------------------------------------------------------------------------------------------------------------------------------------------------------------------------------------------------------------------------------------------------------------------------------------------------------------------------------------------------------------------------------------------------|
| LineInitialize.<br>Device A,B and C is Non-Secure<br>LineOpen on A,B and C<br>A calls B;B answers the Call<br><br>C issues LineDevSpecific (Start Monitoring) with B's permanent lineID, silent monitoring mode and NoTone as input.<br><br>LineGetCallInfo on B<br><br>LineGetCallInfo on C | Silent Monitored Call is created in Non-Secure Mode<br><br>Line_CallDevSpecific (dwparam1 = MonitoringStarted) will be fired for B.<br>New call will be fired on C<br>Line_CallDevSpecific(dwparam1 = DevSpecificData, dwparam2 = CallAttributeInfo) will be fired to B and C<br><br>CallReason = LINECALLREASON_DIRECT<br>CallAttributeInfo in devspecific part of LineCallInfo of B will contain C's info.<br>CallAttributeType = 'CallAttribute_SilentMonitorCall'<br>Address = C's DN, Partition = C's Partition<br>Device Name = C's Device Name<br>Transaction ID = XXXX<br>Call Security Status = Not Authenticated<br><br>CallReason = LINECALLREASON_DIRECT<br>CallAttributeInfo in devspecific part of LineCallInfo of C will contain B's info<br>Extended Call Reason = "CtiReasonSilentMonitoring"<br>CallAttributeType = CallAttribute_SilentMonitorCall_Target<br>Address = B's DN, Partition = B's Partition<br>Device Name = B's Device Name<br>Transaction ID = XXXX<br>CallSecurityStatus = Not Authenticated |

| Action                                                                                                                                                                                                                                            | Expected result                            |
|---------------------------------------------------------------------------------------------------------------------------------------------------------------------------------------------------------------------------------------------------|--------------------------------------------|
| <p>Varaint 1 : Monitor Customer, Agent and Supervisor Lines after Monitoring Session is Started.</p> <p><b>Note</b> Start Monitoring Lines from Other Application or Close Agent and Supervisor and Reopen the same.<br/>LineGetCallInfo on B</p> | <p>CallReason = LINECALLREASON_UNKNOWN</p> |

## Basic Silent Monitoring Scenario in Secure Mode

| Action                                                                                                                                                                                                                                                                                                                                   | Expected result                                                                                                                                                                                                                                                                                                                                                                                                                                                                                                                                                                                                                                                                                                                                                                                                                                                                                                                                                                                                                                                                                                                                                   |
|------------------------------------------------------------------------------------------------------------------------------------------------------------------------------------------------------------------------------------------------------------------------------------------------------------------------------------------|-------------------------------------------------------------------------------------------------------------------------------------------------------------------------------------------------------------------------------------------------------------------------------------------------------------------------------------------------------------------------------------------------------------------------------------------------------------------------------------------------------------------------------------------------------------------------------------------------------------------------------------------------------------------------------------------------------------------------------------------------------------------------------------------------------------------------------------------------------------------------------------------------------------------------------------------------------------------------------------------------------------------------------------------------------------------------------------------------------------------------------------------------------------------|
| <p>LineInitialize.</p> <p>Device A,B and C is Secure</p> <p>LineOpen on A,B and C</p> <p>A calls B;B answers the Call</p> <p>A to B call is Secure</p> <p>C issues LineDevSpecific (Start Monitoring) with B's permanent lineID, silent monitoring mode and NoTone as input.</p> <p>LineGetCallInfo on B</p> <p>LineGetCallInfo on C</p> | <p>Silent Monitored Call is created in Secure Mode</p> <p>Line_CallDevSpecific (dwparam1 = MonitoringStarted) will be fired for B.</p> <p>New call will be fired on C</p> <p>Line_CallDevSpecific(dwparam1 = DevSpecifcData, dwparam2 = CallAttributeInfo) will be fired to B and C</p> <p>Line_CallDevSpecific(dwparam1 = DevSpecificData, dwparam2 = SLDST_SRTP_INFO, dwParam3 = MEDIA_ENCRYPT_KEYS_AVAILABLE) will be fired for the call on C.</p> <p>SRTP info will be available</p> <p>CallAttributeInfo in devspecific part of LineCallInfo of B will contain C's info.</p> <p>CallAttributeTye = 'CallAttribute_SilentMonitorCall'</p> <p>Address = C's DN, Partition = C's Partition</p> <p>Device Name = C's Device Name</p> <p>Transaction ID = XXXX</p> <p>Call Security Status = Encrypted</p> <p>SRTP info will be available</p> <p>CallAttributeInfo in devspecific part of LineCallInfo of C will contain B's info</p> <p>CallAttributeTye = CallAttribute_SilentMonitorCall_Target</p> <p>Address = B's DN, Partition = B's Partition</p> <p>Device Name = B's Device Name</p> <p>Transaction ID = XXXX</p> <p>CallSecurityStatus = Encrypted</p> |

## Silent Monitoring Scenario on Non-Secure Call in Secure Mode

| Action                                                                                                                                                                                                                                                                                                                                                                                                                                                               | Expected result                                                                                                                                                                                                                                                                                                                                                                                                                                                                                                                                                                                                                                                                                                                                                                                                                                                                                                                                                                                                                                                                                                           |
|----------------------------------------------------------------------------------------------------------------------------------------------------------------------------------------------------------------------------------------------------------------------------------------------------------------------------------------------------------------------------------------------------------------------------------------------------------------------|---------------------------------------------------------------------------------------------------------------------------------------------------------------------------------------------------------------------------------------------------------------------------------------------------------------------------------------------------------------------------------------------------------------------------------------------------------------------------------------------------------------------------------------------------------------------------------------------------------------------------------------------------------------------------------------------------------------------------------------------------------------------------------------------------------------------------------------------------------------------------------------------------------------------------------------------------------------------------------------------------------------------------------------------------------------------------------------------------------------------------|
| <p>LineInitialize.</p> <p>Device A is not Secure</p> <p>Device B and C is Secure</p> <p>LineOpen on A,B and C</p> <p>A calls B;B answers the Call</p> <p>A to B call is non Secure</p> <p>C issues LineDevSpecific (Start Monitoring) with B's permanent lineID, silent monitoring mode and NoTone as input.</p> <p>LineGetCallInfo on B</p> <p>LineGetCallInfo on C</p> <p>Variant : A is Secure</p> <p>Call on A is Hold and</p> <p>Non-Secure MOH is Inserted</p> | <p>Monitoring Session will be started and the Media is setup in Secure Mode</p> <p>Events delivered will be same as use case 8.13.6.2.</p> <p>Line_CallDevSpecific (dwparam1 = DevSpecificData, dwparam2 = OverallSecurityStatus) will be fired to C.</p> <p>SRTP info is not Available</p> <p>security Indicator = MEDIA_NOT_ENCRYPTED</p> <p>CallAttributeInfo in devspecific part of LineCallInfo of B will contain C's info.</p> <p>CallAttributeTye = 'CallAttribute_SilentMonitorCall'</p> <p>Address = C's DN, Partition = C's Partition</p> <p>Device Name = C's Device Name</p> <p>Transaction ID = XXXX</p> <p>Call Security Status = Not Authenticated</p> <p>SRTP info will be available</p> <p>security Indicator = MEDIA_ENCRYPT_KEYS_AVAILABLE</p> <p>CallAttributeInfo in devspecific part of LineCallInfo of C will contain B's info</p> <p>CallAttributeTye = CallAttribute_SilentMonitorCall_Target</p> <p>Address = B's DN, Partition = B's Partition</p> <p>Device Name = B's Device Name</p> <p>Transaction ID = XXXX</p> <p>CallSecurityStatus = Not Authenticated</p> <p>Same Events as above</p> |

## Silent Monitoring Scenario on Non-Secure Call From Supervisor Which Is Secure

| Action                                                                                                                                                                                                                                                                                                                                       | Expected result                                                                                                                                                                                                                                                                                                                                                                                                                                                |
|----------------------------------------------------------------------------------------------------------------------------------------------------------------------------------------------------------------------------------------------------------------------------------------------------------------------------------------------|----------------------------------------------------------------------------------------------------------------------------------------------------------------------------------------------------------------------------------------------------------------------------------------------------------------------------------------------------------------------------------------------------------------------------------------------------------------|
| <p>LineInitialize.</p> <p>Device A and B is not Secure</p> <p>Device C is Secure</p> <p>LineOpen on A,B and C</p> <p>A calls B;B answers the Call</p> <p>A to B call is non Secure</p> <p>C issues LineDevSpecific (Start Monitoring) with B's permanent lineID, silent monitoring mode and NoTone as input.</p> <p>LineGetCallInfo on C</p> | <p>Call between B and C will be Non-Secure</p> <p>No SRTP Events will be fired</p> <p>CallAttributeInfo in devspecific part of LineCallInfo of C will contain B's info</p> <p>security Indicator = MEDIA_NOT_ENCRYPTED</p> <p>CallAttributeTye = CallAttribute_SilentMonitorCall_Target</p> <p>Address = B's DN, Partition = B's Partition</p> <p>Device Name = B's Device Name</p> <p>Transaction ID = XXXX</p> <p>CallSecurityStatus = Not Authenticated</p> |

## Silent Monitoring Scenario on Secure Call From Supervisor Which Is Non-Secure

| Action                                                                                                                                                                                                                                                                                                       | Expected result                                                                                                                                                                                                                                                                                                                                               |
|--------------------------------------------------------------------------------------------------------------------------------------------------------------------------------------------------------------------------------------------------------------------------------------------------------------|---------------------------------------------------------------------------------------------------------------------------------------------------------------------------------------------------------------------------------------------------------------------------------------------------------------------------------------------------------------|
| <p>LineInitialize.</p> <p>Device A and B is Secure</p> <p>Device C is Not Secure</p> <p>LineOpen on A,B and C</p> <p>A calls B;B answers the Call</p> <p>A to B call is Secure</p> <p>C issues LineDevSpecific (Start Monitoring) with B's permanent lineID, silent monitoring mode and NoTone as input.</p> | <ul style="list-style-type: none"> <li>• New Call will be Fired on C.</li> <li>• Call on C will go to Disconnected State</li> <li>• Request fails with new Error Code<br/>LINEERR_SECURITY_CAPABILITIES_MISMATCH.</li> </ul> <p><b>Note</b> Request fails as the Supervisor Security Capabilities doesn't meet or exceed the Security status of Agent (B)</p> |

## Transfer of Monitored Call From Supervisor to Other Supervisor

| Action                                                                                                                                                                                                                                                                                                                                         | Expected result                                                                                                                                                                                                                                                                                                                                                                                                 |
|------------------------------------------------------------------------------------------------------------------------------------------------------------------------------------------------------------------------------------------------------------------------------------------------------------------------------------------------|-----------------------------------------------------------------------------------------------------------------------------------------------------------------------------------------------------------------------------------------------------------------------------------------------------------------------------------------------------------------------------------------------------------------|
| <p>LineInitialize.</p> <p>Device A,B and C is Secure</p> <p>Device C1 is not Secure</p> <p>LineOpen on A,B,C and C1</p> <p>A calls B;B answers the Call</p> <p>A to B call is Secure</p> <p>C issues LineDevSpecific (Start Monitoring) with B's permanent lineID, silent monitoring mode and NoTone as input.</p> <p>LineGetCallInfo on C</p> | <p>Call between B and C will be in Secure Mode</p> <p>Line_CallDevSpecific(dwparam1 = MonitoringStarted) will be fired for B.</p> <p>Line_CallDevSpecific(dwparam1 = DevSpecifcData, dwparam2 = CallAttributeInfo) will be fired to B and C</p>                                                                                                                                                                 |
|                                                                                                                                                                                                                                                                                                                                                | <p>SRTP info will be available</p> <p>security Indicator = MEDIA_ENCRYPT_KEYS_AVAILABLE</p> <p>CallAttributeInfo in devspecific part of LineCallInfo of C will contain B's info</p> <p>CallAttributeTye = CallAttribute_SilentMonitorCall_Target</p> <p>Address = B's DN, Partition = B's Partition</p> <p>Device Name = B's Device Name</p> <p>Transaction ID = XXXX</p> <p>CallSecurityStatus = Encrypted</p> |
| <p>lineDevSpecifc(CCiscoLineDevSpecificSetStatusMsgs) with DevSpecificStatusMsgsFlag = DEVSPECIFIC_SILENT_MONITORING_TERMINATED on C</p>                                                                                                                                                                                                       | <p>LINE_REPLY(dwRequestId, 0) is returned</p> <p>CallSecurityStatus = Encrypted</p>                                                                                                                                                                                                                                                                                                                             |

| Action                 | Expected result                                                                                                                                                                                                                                                                                                                                                                                                                                               |
|------------------------|---------------------------------------------------------------------------------------------------------------------------------------------------------------------------------------------------------------------------------------------------------------------------------------------------------------------------------------------------------------------------------------------------------------------------------------------------------------|
| C Transfers to C1      | <p>Transfer is successful and Monitoring Session will be Terminated.</p> <p>Call on C1 will be Disconnected with new Cause Code.</p> <p>Line_CallDevSpecific will be fired for B</p> <p>dwparam1 = SLDSMT_MONITORING_ENDED,</p> <p>dwparam2 = LINEDISCONNECTMODE_INCOMPATIBLE.</p> <p>Line_DevSpecific (dwparam1 = SLDSMT_MONITORING_TERMINATED, dwparam2 = TransactionID – xxxx,</p> <p>dwparam3 = LINEDISCONNECTMODE_INCOMPATIBLE) will be fired for C.</p> |
| Variant : C1 is Secure | <p>Transfer is successful and Monitoring Session will not be disturbed.</p> <p>Line_CallDevSpecific(dwparam1 = DevSpecifcData, dwparam2 = CallAttributeInfo) will be fired to B and C1</p>                                                                                                                                                                                                                                                                    |
| LineGetCallInfo on B   | <p>SRTP info will be available</p> <p>CallAttributeInfo in devspecific part of LineCallInfo of B will contain C1's info.</p> <p>CallAttributeTye = 'CallAttribute_SilentMonitorCall'</p> <p>Address = C1's DN, Partition = C1's Partition</p> <p>Device Name = C1's Device Name</p> <p>Transaction ID = XXXX</p> <p>Call Security Status = Encrypted</p>                                                                                                      |
| LineGetCallInfo on C1  | <p>SRTP info will be available</p> <p>CallAttributeInfo in devspecific part of LineCallInfo of C will contain B's info</p> <p>CallAttributeTye = CallAttribute_SilentMonitorCall_Target</p> <p>Address = B's DN, Partition = B's Partition</p> <p>Device Name = B's Device Name</p> <p>Transaction ID = XXXX</p> <p>CallSecurityStatus = Encrypted</p>                                                                                                        |

## Transfer of Call From One Customer to Other

| Action                                                                                                                                                                                                                                                                                                                                                                                              | Expected result                                                                                                                                                                                                                                                                                                                                                                                                                                                                                                                                                                                                                                                                                                                                                                                                                                                                                                                                                                                                                                                                                                                                                                                                                                                                                                                                                                                           |
|-----------------------------------------------------------------------------------------------------------------------------------------------------------------------------------------------------------------------------------------------------------------------------------------------------------------------------------------------------------------------------------------------------|-----------------------------------------------------------------------------------------------------------------------------------------------------------------------------------------------------------------------------------------------------------------------------------------------------------------------------------------------------------------------------------------------------------------------------------------------------------------------------------------------------------------------------------------------------------------------------------------------------------------------------------------------------------------------------------------------------------------------------------------------------------------------------------------------------------------------------------------------------------------------------------------------------------------------------------------------------------------------------------------------------------------------------------------------------------------------------------------------------------------------------------------------------------------------------------------------------------------------------------------------------------------------------------------------------------------------------------------------------------------------------------------------------------|
| <p>LineInitialize.</p> <p>Device A,B and C is Secure</p> <p>Device A1 is not Secure</p> <p>LineOpen on A,B,C and A1</p> <p>A calls B;B answers the Call</p> <p>A to B call is Secure</p> <p>C issues LineDevSpecific (Start Monitoring) with B's permanent lineID, silent monitoring mode and NoTone as input.</p> <p>A Transfers to A1</p> <p>LineGetCallInfo on B</p> <p>LineGetCallInfo on C</p> | <p>Line_CallDevSpecific (dwparam1 = MonitoringStarted) will be fired for B.</p> <p>Line_CallDevSpecific(dwparam1 = DevSpecificData, dwparam2 = CallAttributeInfo) will be fired to B and C</p> <p>Call between B and C will be in Secure Mode</p> <p>Line_CallDevSpecific(dwparam1 = DevSpecificData, dwparam2 = SLDST_SRTP_INFO, dwParam3 = MEDIA_ENCRYPT_KEYS_AVAILABLE) will be fired for the call on C.</p> <p>Transfer is successful and Monitoring Session isn't disturbed.</p> <p>Line_CallDevSpecific (dwparam1 = DevSpecificData, dwparam2 = SLDST_SECURITY_STATUS_INFO) will be fired to B and C.</p> <p>SRTP info will not be available</p> <p>CallAttributeInfo in devspecific part of LineCallInfo of B will contain C1's info.</p> <p>CallAttributeTye = 'CallAttribute_SilentMonitorCall'</p> <p>Address = C's DN, Partition = C's Partition</p> <p>Device Name = C's Device Name</p> <p>Transaction ID = XXXX</p> <p>Call Security Status = Not Authenticated</p> <p>SRTP info will be available</p> <p>Security Indicator = MEDIA_ENCRYPT_KEYS_AVAILABLE</p> <p>CallAttributeInfo in devspecific part of LineCallInfo of C will contain B's info</p> <p>CallAttributeTye = CallAttribute_SilentMonitorCall_Target</p> <p>Address = B's DN, Partition = B's Partition</p> <p>Device Name = B's Device Name</p> <p>Transaction ID = XXXX</p> <p>CallSecurityStatus = Not Authenticated</p> |

## Park on Supervisor

| Action                                                                                                                                                                            | Expected result                                                                                                                                                                                                                                                                                                                                                                                                                                                |
|-----------------------------------------------------------------------------------------------------------------------------------------------------------------------------------|----------------------------------------------------------------------------------------------------------------------------------------------------------------------------------------------------------------------------------------------------------------------------------------------------------------------------------------------------------------------------------------------------------------------------------------------------------------|
| <p>LineInitialize</p> <p>Device A,B and C is Secure</p> <p>Device C1 non secure</p> <p>LineOpen on A,B and C</p> <p>A calls B;B answers the Call</p> <p>A to B call is Secure</p> |                                                                                                                                                                                                                                                                                                                                                                                                                                                                |
| <p>C issues LineDevSpecific (Start Monitoring) with B's permanent lineID, silent monitoring mode and NoTone as input</p>                                                          | <p>Call between B and C is setup with Secure mode</p> <p>Line_CallDevSpecific (dwparam1 = MonitoringStarted) will be fired for B.</p> <p>Line_CallDevSpecific (dwparam1 = DevSpecifcData, dwparam2 = CallAttributeInfo) will be fired to B and C.</p> <p>Line_CallDevSpecific(dwparam1 = DevSpecificData, dwparam2 = SLDST_SRTP_INFO, dwParam3 = MEDIA_ENCRYPT_KEYS_AVAILABLE) will be fired for the call on C.</p>                                            |
| <p>C parks the call</p>                                                                                                                                                           | <p>Park Operation is successful and overCallSecurity Status is degraded to Not-Authenticated</p> <p>LINE_REPLY (dwRequestId, 0) is returned</p>                                                                                                                                                                                                                                                                                                                |
| <p>lineDevSpecifc(CCiscoLineDevSpecificSetStatusMsgs) with DevSpecificStatusMsgsFlag = DEVSPECIFIC_SILENT_MONITORING_TERMINATED on C</p>                                          |                                                                                                                                                                                                                                                                                                                                                                                                                                                                |
| <p>C1 Unparks the call</p>                                                                                                                                                        | <p>UnPark operation is Successful and Monitoring session is terminated.</p> <p>Call on C1 is disconnected as C1 doesn't have Secure Capabilities.</p> <p>Line_CallDevSpecific will be fired for B</p> <p>dwparam1 = SLDSMT_MONITORING_ENDED dwparam2 = LINEDISCONNECTMODE_INCOMPATIBLE</p> <p>Line_DevSpecific (dwparam1 = SLDSMT_MONITORING_TERMINATED, dwparam2 = TransactionID – xxxx, dwparam3 = LINEDISCONNECTMODE_INCOMPATIBLE) will be fired for C.</p> |
| <p>Varaint : if LineDevSpecific for receiving Terminated Event is not set</p>                                                                                                     | <p>Terminated Event is not Reported</p>                                                                                                                                                                                                                                                                                                                                                                                                                        |

## Silent Monitoring on Conferenced Call

| Action                                                                                                                                                                                                                                                            | Expected result                                                                                                                                                                                                        |
|-------------------------------------------------------------------------------------------------------------------------------------------------------------------------------------------------------------------------------------------------------------------|------------------------------------------------------------------------------------------------------------------------------------------------------------------------------------------------------------------------|
| LineInitialize<br>Device A and B1 is not Secure<br>Device C and B is Secure<br>LineOpen on A,B,B1 and C<br>A, B and B1 are in Conference<br><br>C issues LineDevSpecific (Start Monitoring) with B's permanent lineID, silent monitoring mode and NoTone as input | Silent Monitoring Call between B and C is setup with Secure mode.<br>Line_CallDevSpecific(dwparam1 = DevSpecifcData, dwparam2 = OverallSecurityStatus) will be fired to C.<br>Call Security Status = Not Authenticated |

## Conference on Monitored Call

| Action                                                                                                                                                                                                                                                                                                                   | Expected result                                                                                                                                                                                                                                                                                                                                                                                                                                                |
|--------------------------------------------------------------------------------------------------------------------------------------------------------------------------------------------------------------------------------------------------------------------------------------------------------------------------|----------------------------------------------------------------------------------------------------------------------------------------------------------------------------------------------------------------------------------------------------------------------------------------------------------------------------------------------------------------------------------------------------------------------------------------------------------------|
| <p>LineInitialize.</p> <p>Device A, B and C is not Secure</p> <p>Device C1 is Secure</p> <p>LineOpen on A,B,C and D</p> <p>A calls B;B answers the Call</p> <p>C issues LineDevSpecific (Start Monitoring) with B's permanent lineID, silent monitoring mode and NoTone as input</p> <p>C creates conference with C1</p> | <p>Monitoring Request is successful and the Session is started</p>                                                                                                                                                                                                                                                                                                                                                                                             |
| <p>LineGetCallInfo on B</p>                                                                                                                                                                                                                                                                                              | <p>Conference is created with A , C and C1</p> <p>Line_CallDevSpecific (dwparam1 = DevSpecifcData, dwparam2 = OverallSecurityStatus) will be fired to C1.</p> <p>Call Security Status = Not Authenticated</p> <p>SRTP info will not be available</p> <p>CallAttributeInfo in devspecific part of LineCallInfo of B will contain CFB's info.</p> <p>CallAttributeTye = CallAttribute_SilentMonitorCall</p>                                                      |
| <p>LineGetCallInfo on C</p>                                                                                                                                                                                                                                                                                              | <p>Call Security Status = Not Authenticated</p> <p>SRTP info will not be available</p> <p>Security Indicator = MEDIA_NOT_ENCRYPT</p> <p>CallAttributeInfo in devspecific part of LineCallInfo of C will contain B's info</p> <p>CallAttributeTye = CallAttribute_SilentMonitorCall_Target</p> <p>Address = B's DN, Partition = B's Partition</p> <p>Device Name = B's Device Name</p> <p>Transaction ID = XXXX</p>                                             |
| <p>LineGetCallInfo on C1</p>                                                                                                                                                                                                                                                                                             | <p>CallSecurityStatus = Not Authenticated</p> <p>SRTP info will not be available</p> <p>Security Indicator = MEDIA_NOT_ENCRYPT</p> <p>CallAttributeInfo in devspecific part of LineCallInfo of C will contain B's info</p> <p>CallAttributeTye = CallAttribute_SilentMonitorCall_Target</p> <p>Address = B's DN, Partition = B's Partition</p> <p>Device Name = B's Device Name</p> <p>Transaction ID = XXXX</p> <p>CallSecurityStatus = Not Authenticated</p> |

## Conference on Monitored Call

[illegible]

## Supervisor Holds the Call

| Action                                                                                                                                                                                                                                                                                                                                                                                                                                                                     | Expected result                                                                                                                                                                                                                                                                                                                                                                                                                                                                                                                                                                            |
|----------------------------------------------------------------------------------------------------------------------------------------------------------------------------------------------------------------------------------------------------------------------------------------------------------------------------------------------------------------------------------------------------------------------------------------------------------------------------|--------------------------------------------------------------------------------------------------------------------------------------------------------------------------------------------------------------------------------------------------------------------------------------------------------------------------------------------------------------------------------------------------------------------------------------------------------------------------------------------------------------------------------------------------------------------------------------------|
| <p>LineInitialize</p> <p>Device A, B and C is Secure</p> <p>Device C1 is Secure</p> <p>LineOpen on A,B,C and C1</p> <p>C and C1 are shared lines</p> <p>A calls B; B answers the Call</p> <p>C issues LineDevSpecific (Start Monitoring) with A's permanent lineID, silent monitoring mode and NoTone as input</p> <p>C holds the call</p> <p>C1 resumes the call</p> <p>Variant: C1 is not Secure and DEVSPECIFIC_SILENT_MONITORING_TERMINATED filter is enabled on C</p> | <p>Monitoring session is started</p> <p>Media will be stopped</p> <p>Media is started.Call on C will be INACTIVE (RIU Call)</p> <p>Monitoring session is Terminated.</p> <p>Line_CallDevSpecific will be fired for B</p> <p>dwparam1 = SLDSMT_MONITORING_ENDED,</p> <p>dwparam2 = LINEDISCONNECTMODE_INCOMPATIBLE</p> <p>Call on C1 will be Disconnected with new Cause Code LINEDISCONNECTMODE_INCOMPATIBLE</p> <p>Line_DevSpecific (dwparam1 = SLDSMT_MONITORING_TERMINATED, dwparam2 = TransactionID – xxxx,</p> <p>dwparam3 = LINEDISCONNECTMODE_INCOMPATIBLE) will be fired for C</p> |

## Recording

Set up

User is in Allow Recording group

A is Customer Device

B is Agent

C is Recording Device

BIB on B is set to on.

Recording Type on B is Application Invoked

C is configured as the recording device for B

## Basic Recording Scenario

| Action                                                                                                                                                                                                             | Expected result                                                                                                                                                                                                                                                                                                                                                                                                                                                         |
|--------------------------------------------------------------------------------------------------------------------------------------------------------------------------------------------------------------------|-------------------------------------------------------------------------------------------------------------------------------------------------------------------------------------------------------------------------------------------------------------------------------------------------------------------------------------------------------------------------------------------------------------------------------------------------------------------------|
| LineInitialize<br>Device A,B and C is not-Secure<br>LineOpen on A and B<br>A calls B;B answers the Call<br>B issues LineDevSpecific (Start Recording, BothLocalAndRemote) for A-B call<br><br>LineGetCallInfo on B | Line_CallDevSpecific(dwparam1 = RecordingStarted) will be fired for B<br>Line_CallDevSpecific(dwparam1 = DevSpecificData, dwparam2 = CallAttributeInfo) will be fired to on B<br>CallReason = LINECALLREASON_DIRECT<br>Devspecific part will contain the following<br>CallAttributeTye = 'CallAttribute_RecordedCall'<br>Address = C's DN, Partition = C's Partition<br>Device Name = C's Device Name<br>Transaction ID = 0<br>Call Security Status = Not Authenticated |
| Variant 1 : Monitor the Customer and Agent Lines after the Recording Session is Started.<br>LineGetCallInfo on B                                                                                                   | CallReason = LINECALLREASON_UNKNOWN                                                                                                                                                                                                                                                                                                                                                                                                                                     |

## Basic Recording Scenario in Secure Mode

| Action                                                                                                                                                                                                                                     | Expected result                                                                                                                                                                                                                                                                                                                                                                                                                                                                                                      |
|--------------------------------------------------------------------------------------------------------------------------------------------------------------------------------------------------------------------------------------------|----------------------------------------------------------------------------------------------------------------------------------------------------------------------------------------------------------------------------------------------------------------------------------------------------------------------------------------------------------------------------------------------------------------------------------------------------------------------------------------------------------------------|
| LineInitialize<br>Device A,B and C is Secure<br>LineOpen on A and B<br>A calls B;B answers the Call<br>A to B call is Secure<br>B issues LineDevSpecific (Start Recording,<br>BothLocalAndRemote) for A-B call<br><br>LineGetCallInfo on B | Recording session is started in secure mode<br>Line_CallDevSpecific (dwparam1 = RecordingStarted) will be fired for B.<br>Line_CallDevSpecific(dwparam1 = DevSpecifcData, dwparam2 = CallAttributeInfo) will be fired on B<br>SRTP info will be available ( for A-B Call)<br>Devspecific part will contain the following:<br>CallAttributeTye = CallAttribute_RecordedCall<br>Address = C's DN, Partition = C's Partition<br>Device Name = C's Device Name<br>Transaction ID = 0<br>Call Security Status = Encrypted |

## Recording Scenario on Non-Secure Call in Secure Mode

| Action                                                                                                                                                                                                                                                          | Expected result                                                                                                                                                                                                                                                                                                                                                                                                                                                                                             |
|-----------------------------------------------------------------------------------------------------------------------------------------------------------------------------------------------------------------------------------------------------------------|-------------------------------------------------------------------------------------------------------------------------------------------------------------------------------------------------------------------------------------------------------------------------------------------------------------------------------------------------------------------------------------------------------------------------------------------------------------------------------------------------------------|
| LineInitialize<br>Device A is not Secure<br>Device B and C is Secure<br>LineOpen on A and B<br>A calls B;B answers the Call<br>A to B call is non Secure<br>B issues LineDevSpecific (Start Recording, BothLocalAndRemote) for A-B call<br>LineGetCallInfo on B | Recording session is started in secure mode<br>Line_CallDevSpecific(dwparam1 = RecordingStarted) will be fired for B.<br>Line_CallDevSpecific(dwparam1 = DevSpecificData, dwparam2 = CallAttributeInfo) will be fired to B<br>SRTP Info is not available<br>Devspecific part will contain the following:<br>CallAttributeTye = CallAttribute_RecordedCall<br>Address = C's DN, Partition = C's Partition<br>Device Name = C's Device Name<br>Transaction ID = 0<br>Call Security Status = Not Authenticated |

## Recording Scenario on Non-Secure Call Using Secure Recording Profile/Device

| Action                                                                                                                                                                                                                                | Expected result                                                                                                                                                                                               |
|---------------------------------------------------------------------------------------------------------------------------------------------------------------------------------------------------------------------------------------|---------------------------------------------------------------------------------------------------------------------------------------------------------------------------------------------------------------|
| LineInitialize<br>Device A and B is Secure<br>Device C is Not Secure<br>LineOpen on A,B and C<br>A calls B;B answers the Call<br>A to B call is Secure<br>B issues LineDevSpecific (Start Recording, BothLocalAndRemote) for A-B call | Recording Request will Fail with existing error code<br>LINEERR_OPERATIONFAILED<br><b>Note</b> Recording Failed as the Recording Device Security Capabilities doesn't meet or exceed the Security status of B |

## Recording Scenario When Agent Holds the Call

| Action                                                                                                                                                                                                                                                                                                                                                                                      | Expected result                                                                                                                                                                                                                                                                                                                                                                                                                                                                             |
|---------------------------------------------------------------------------------------------------------------------------------------------------------------------------------------------------------------------------------------------------------------------------------------------------------------------------------------------------------------------------------------------|---------------------------------------------------------------------------------------------------------------------------------------------------------------------------------------------------------------------------------------------------------------------------------------------------------------------------------------------------------------------------------------------------------------------------------------------------------------------------------------------|
| LineInitialize<br>Device A and B is not Secure<br>Device C is Secure<br>LineOpen on A and B<br>A calls B;B answers the Call<br>A to B call is non Secure<br>B issues LineDevSpecific (Start Recording, BothLocalAndRemote) for A-B call<br><br>LineHold on Call on B<br><br>B resumes the Call<br><br><b>Note</b> Recording option – Automatic Call Recording Enabled<br>B Resumes the Call | <br><br><br><br><br>Recording Session is started<br>Line_CallDevSpecific (dwparam1 = RecordingStarted) will be fired for B<br><br>Call between B and C will be Non-Secure<br>Media between B and C is ended<br><br>Line_CallDevSpecific (dwparam1 = RecordingEnded) will be fired for B<br><br>Recording Session will be started<br>Media between B and C is started<br><br>Line_CallDevSpecific (dwparam1 = RecordingStarted) will be fired for B<br><br>Recording Session will be started |

## Recording and Monitoring

This section describes Silent Monitoring and Recording on Agent Call in Secure Mode.

## Both Silent Monitoring and Recording on Agent Call in Secure Mode

| Action                                                                                                                                                                                                   | Expected result                                                                                                                                                                                                                                                                                                                                                                                                                                                                                                                                                                                                                                                                                                                                                                                                                                                      |
|----------------------------------------------------------------------------------------------------------------------------------------------------------------------------------------------------------|----------------------------------------------------------------------------------------------------------------------------------------------------------------------------------------------------------------------------------------------------------------------------------------------------------------------------------------------------------------------------------------------------------------------------------------------------------------------------------------------------------------------------------------------------------------------------------------------------------------------------------------------------------------------------------------------------------------------------------------------------------------------------------------------------------------------------------------------------------------------|
| <p>LineInitialize</p> <p>Device A,B,C and D are Secure</p> <p>D is configured as Recording Device on B</p> <p>LineOpen on A,B and C</p> <p>A calls B;B answers the Call</p> <p>A to B call is Secure</p> | <p>Silent Monitored Call is created in Secure Mode</p>                                                                                                                                                                                                                                                                                                                                                                                                                                                                                                                                                                                                                                                                                                                                                                                                               |
| <p>C issues LineDevSpecific (Start Monitoring) with B's permanent lineID, silent monitoring mode and NoTone as input</p>                                                                                 | <p>C issues LineDevSpecific (Start Monitoring) with B's permanent lineID, silent monitoring mode and NoTone as inputLine_CallDevSpecific (dwparam1 = MonitoringStarted) will be fired for B.</p> <p>New call will be fired on C</p> <p>Line_CallDevSpecific(dwparam1 = DevSpecificData, dwparam2 = CallAttributeInfo) will be fired to B and C</p> <p>Line_CallDevSpecific(dwparam1 = DevSpecificData, dwparam2 = SLDST_SRTP_INFO, dwParam3 = MEDIA_ENCRYPT_KEYS_AVAILABLE) will be fired for the call on C</p> <p>SRTP info will be available</p> <p>CallAttributeInfo in devspecific part of LineCallInfo of B will contain C's info.</p> <p>CallAttributeTye = 'CallAttribute_SilentMonitorCall'</p> <p>Address = C's DN, Partition = C's Partition</p> <p>Device Name = C's Device Name</p> <p>Transaction ID = XXXX</p> <p>Call Security Status = Encrypted</p> |
| <p>LineGetCallInfo on B</p>                                                                                                                                                                              |                                                                                                                                                                                                                                                                                                                                                                                                                                                                                                                                                                                                                                                                                                                                                                                                                                                                      |
| <p>LineGetCallInfo on C</p>                                                                                                                                                                              | <p>SRTP info will be available</p> <p>CallAttributeInfo in devspecific part of LineCallInfo of C will contain B's info</p> <p>CallAttributeTye = CallAttribute_SilentMonitorCall_Target</p> <p>Address = B's DN, Partition = B's Partition</p> <p>Device Name = B's Device Name</p> <p>Transaction ID = XXXX</p> <p>CallSecurityStatus = Encrypted</p>                                                                                                                                                                                                                                                                                                                                                                                                                                                                                                               |

| Action                                                                                                         | Expected result                                                                                                                                                                                                                                                                                                                                                                                                                                                                                                                                                                                                                                                                                                                                                          |
|----------------------------------------------------------------------------------------------------------------|--------------------------------------------------------------------------------------------------------------------------------------------------------------------------------------------------------------------------------------------------------------------------------------------------------------------------------------------------------------------------------------------------------------------------------------------------------------------------------------------------------------------------------------------------------------------------------------------------------------------------------------------------------------------------------------------------------------------------------------------------------------------------|
| <p>B issues LineDevSpecific (Start Recording, BothLocalAndRemote) for A-B call</p> <p>LineGetCallInfo on B</p> | <p>Recording session is started in secure mode</p> <p>Line_CallDevSpecific(dwparam1 = RecordingStarted) will be fired for B.</p> <p>Line_CallDevSpecific(dwparam1 = DevSpecifcData, dwparam2 = CallAttributeInfo) will be fired on B</p> <p>SRTP info will be available (SRTP info for the call Between B and A)</p> <p>Devspecific part will contain the following:</p> <p>CallAttributeTye = 'CallAttribute_SilentMonitorCall'</p> <p>Address = C's DN, Partition = C's Partition</p> <p>Device Name = C's Device Name</p> <p>Transaction ID = XXXX</p> <p>CallAttributeTye = CallAttribute_RecordedCall</p> <p>Address = D's DN, Partition = D's Partition</p> <p>Device Name = D's Device Name</p> <p>Transaction ID = 0</p> <p>Call Security Status = Encrypted</p> |

## Recording Silent Monitored Call on Supervisor

[illegible]

| Action | Expected result                                                                                                                                                                                                                                                                                                                                                                                                                                                                                                                                                                                                                                                                                                                                                                                                                                                                                                                                                                                                                                                                                                                                                                                                                                                    |
|--------|--------------------------------------------------------------------------------------------------------------------------------------------------------------------------------------------------------------------------------------------------------------------------------------------------------------------------------------------------------------------------------------------------------------------------------------------------------------------------------------------------------------------------------------------------------------------------------------------------------------------------------------------------------------------------------------------------------------------------------------------------------------------------------------------------------------------------------------------------------------------------------------------------------------------------------------------------------------------------------------------------------------------------------------------------------------------------------------------------------------------------------------------------------------------------------------------------------------------------------------------------------------------|
|        | <p>Line_CallDevSpecific (dwparam1 = MonitoringStarted) will be fired for B</p> <p>New call will be fired on C (Silent Monitoring call)</p> <p>Line_CallDevSpecific(dwparam1 = DevSpecifcData, dwparam2 = CallAttributeInfo) will be fired to B and C</p> <p>SRTP info will not be available</p> <p>CallAttributeInfo in devspecific part of LineCallInfo of B will contain C's info.</p> <p>CallAttributeTye = 'CallAttribute_SilentMonitorCall'</p> <p>Address = C's DN, Partition = C's Partition</p> <p>Device Name = C's Device Name</p> <p>Transaction ID = XXXX</p> <p>Call Security Status = Unauthenticated</p> <p>SRTP info will not be available</p> <p>Security Indicator = MEDIA_NOT_ENCRYPT</p> <p>CallAttributeInfo in devspecific part of LineCallInfo of C will contain B's info</p> <p>CallAttributeTye = CallAttribute_SilentMonitorCall_Target</p> <p>Address = B's DN, Partition = B's Partition</p> <p>Device Name = B's Device Name</p> <p>Transaction ID = XXXX</p> <p>CallSecurityStatus = Not Authenticated</p> <p>Recording Session is started</p> <p>Line_CallDevSpecific (dwparam1 = RecordingStarted) will be fired for C</p> <p>Line_CallDevSpecific(dwparam1 = DevSpecifcData, dwparam2 = CallAttributeInfo) will be fired to C</p> |

| Action               | Expected result                                                                                                                                                                                                                                                                                                                                                                                                                                      |
|----------------------|------------------------------------------------------------------------------------------------------------------------------------------------------------------------------------------------------------------------------------------------------------------------------------------------------------------------------------------------------------------------------------------------------------------------------------------------------|
| LineGetCallInfo on C | SRTP info will not be available<br>Security Indicator = MEDIA_NOT_ENCRYPT<br>CallAttributeTye = CallAttribute_SilentMonitorCall_Target<br>Address = B's DN, Partition = B's Partition<br>Device Name = B's Device Name<br>Transaction ID = XXXX<br>CallAttributeTye = 'CallAttribute_RecordedCall'<br>Address = D's DN, Partition = D's Partition<br>Device Name = D's Device Name<br>Transaction ID = 0<br>Call Security Status = Not Authenticated |

## Shared Lines-Initiating a New Call Manually

The following table describes the message sequences for Shared Lines-Initiating a new call manually where Party A and Party A' represent shared line appearances. Also, Party A and Party A' are idle.

| Action                   | CTI messages                                                                                                                                                                         | TAPI messages                                                                                                      | TAPI structures                                                                                                                                                                                             |
|--------------------------|--------------------------------------------------------------------------------------------------------------------------------------------------------------------------------------|--------------------------------------------------------------------------------------------------------------------|-------------------------------------------------------------------------------------------------------------------------------------------------------------------------------------------------------------|
| 1. Party A goes off-hook | NewCallEvent,<br>CH = C1,<br>GCH = G1,<br>Calling = A,<br>Called = NP,<br>OrigCalled = NP,<br>LR = NP,<br>State = Dialtone,<br>Origin = OutBound,<br>Reason = Direct,<br>RIU = false | LINE_APPNEWCALL<br>hDevice = A<br>dwCallbackInstance = 0<br>dwParam1 = 0<br>dwParam2 = hCall-1<br>dwParam3 = OWNER | LINECALLINFO (hCall-1)<br>hLine = A<br>dwCallID = T1<br>dwOrigin = OUTBOUND<br>dwReason = DIRECT<br>dwCallerID = A<br>dwCalledID = NP<br>dwConnectedID = NP<br>dwRedirectionID = NP<br>dwRedirectionID = NP |

| Action                   | CTI messages                                                                                                                                                                          | TAPI messages                                                                                                                | TAPI structures                                                                                                                                                                                               |
|--------------------------|---------------------------------------------------------------------------------------------------------------------------------------------------------------------------------------|------------------------------------------------------------------------------------------------------------------------------|---------------------------------------------------------------------------------------------------------------------------------------------------------------------------------------------------------------|
|                          | CallStateChangedEvent,<br>CH = C1,<br>State = Dialtone,<br>Cause = CauseNoError,<br>Reason = Direct,<br>Calling = A,<br>Called = NP,<br>OrigCalled = NP,<br>LR = NP,<br>RIU = false   | LINE_CALLSTATE<br>hDevice = hCall-1<br>dwCallbackInstance = 0<br>dwParam1 = DIALTONE<br>dwParam2 = UNAVAIL<br>dwParam3 = 0   | No change                                                                                                                                                                                                     |
| 1. Party A goes off-hook | Party A'                                                                                                                                                                              |                                                                                                                              |                                                                                                                                                                                                               |
|                          | NewCallEvent,<br>CH = C1,<br>GCH = G1,<br>Calling = A',<br>Called = NP,<br>OrigCalled = NP,<br>LR = NP, S<br>tate = Dialtone,<br>Origin = OutBound,<br>Reason = Direct,<br>RIU = true | LINE_APPNEWCALL<br>hDevice = A'<br>dwCallbackInstance = 0<br>dwParam1 = 0<br>dwParam2 = hCall-2<br>dwParam3 = OWNER          | LINECALLINFO (hCall-2)<br>hLine = A'<br>dwCallID = T1<br>dwOrigin = OUTBOUND<br>dwReason = DIRECT<br>dwCallerID = A'<br>dwCalledID = NP<br>dwConnectedID = NP<br>dwRedirectionID = NP<br>dwRedirectionID = NP |
|                          | CallStateChangedEvent,<br>CH = C1,<br>State = Dialtone,<br>Cause = CauseNoError,<br>Reason = Direct,<br>Calling = A,<br>Called = NP,<br>OrigCalled = NP,<br>LR = NP,<br>RIU = true    | LINE_CALLSTATE<br>hDevice = hCall-2<br>dwCallbackInstance = 0<br>dwParam1 = CONNECTED<br>dwParam2 = INACTIVE<br>dwParam3 = 0 | No change                                                                                                                                                                                                     |
| 2. Party A dials Party B | Party A                                                                                                                                                                               |                                                                                                                              |                                                                                                                                                                                                               |

| Action                  | CTI messages                                                                                                                                                                       | TAPI messages                                                                                                       | TAPI structures |
|-------------------------|------------------------------------------------------------------------------------------------------------------------------------------------------------------------------------|---------------------------------------------------------------------------------------------------------------------|-----------------|
|                         | CallStateChangedEvent,<br>CH = C1,<br>State = Dialing,<br>Cause = CauseNoError,<br>Reason = Direct,<br>Calling = A,<br>Called = NP,<br>OrigCalled = NP,<br>LR = NP,<br>RIU = false | LINE_CALLSTATE<br>hDevice = hCall-1<br>dwCallbackInstance = 0<br>dwParam1 = DIALING<br>dwParam2 = 0<br>dwParam3 = 0 | No change       |
|                         | Party A'                                                                                                                                                                           |                                                                                                                     |                 |
|                         | None                                                                                                                                                                               | None                                                                                                                | None            |
| 3. Party B accepts call | Party A                                                                                                                                                                            |                                                                                                                     |                 |
|                         | CallPartyInfoChangedEvent,<br>CH = C1,<br>CallingChanged = False,<br>Calling = A,<br>CalledChanged = true,<br>Called = B,<br>Reason = Direct,<br>RIU = false                       | Ignored                                                                                                             | No change       |

| Action                                 | CTI messages                                                                                                                                                                        | TAPI messages                                                                                                                                                                                                                                              | TAPI structures                                                                                                                                                                                            |
|----------------------------------------|-------------------------------------------------------------------------------------------------------------------------------------------------------------------------------------|------------------------------------------------------------------------------------------------------------------------------------------------------------------------------------------------------------------------------------------------------------|------------------------------------------------------------------------------------------------------------------------------------------------------------------------------------------------------------|
|                                        | CallStateChangedEvent,<br>CH = C1,<br>State = Proceeding,<br>Cause = CauseNoError,<br>Reason = Direct,<br>Calling = A,<br>Called = B,<br>OrigCalled = B,<br>LR = NP,<br>RIU = false | LINE_CALLSTATE<br>hDevice = hCall-1<br>dwCallbackInstance = 0<br>dwParam1 = PROCEEDING<br>dwParam2 = 0<br>dwParam3 = 0<br>LINE_CALLINFO<br>hDevice = hCall-1<br>dwCallbackInstance = 0<br>dwParam1 =<br>CALLERID, CALLEDID<br>dwParam2 = 0<br>dwParam3 = 0 | LINECALLINFO (hCall-1)<br>hLine = A<br>dwCallID = T1<br>dwOrigin = OUTBOUND<br>dwReason = DIRECT<br>dwCallerID = A<br>dwCalledID = B<br>dwConnectedID = NP<br>dwRedirectionID = NP<br>dwRedirectionID = NP |
|                                        | CallStateChangedEvent,<br>CH = C1,<br>State = Ringback,<br>Cause = CauseNoError,<br>Reason = Direct,<br>Calling = A,<br>Called = B,<br>OrigCalled = B,<br>LR = NP,<br>RIU = false   | LINE_CALLSTATE<br>hDevice = hCall-1<br>dwCallbackInstance = 0<br>dwParam1 = RINGBACK<br>dwParam2 = 0<br>dwParam3 = 0                                                                                                                                       | No change                                                                                                                                                                                                  |
| 3. Party B accepts call<br>(continued) | Party A'                                                                                                                                                                            |                                                                                                                                                                                                                                                            |                                                                                                                                                                                                            |
|                                        | CallPartyInfoChangedEvent,<br>CH = C1,<br>CallingChanged = False,<br>Calling = A',<br>CalledChanged = true,<br>Called = B,<br>Reason = Direct,<br>RIU = true                        | Ignored                                                                                                                                                                                                                                                    | No change                                                                                                                                                                                                  |

| Action                  | CTI messages                                                                                                                                                                        | TAPI messages                                                                                                                                                                                                                                                    | TAPI structures                                                                                                                                                                                              |
|-------------------------|-------------------------------------------------------------------------------------------------------------------------------------------------------------------------------------|------------------------------------------------------------------------------------------------------------------------------------------------------------------------------------------------------------------------------------------------------------------|--------------------------------------------------------------------------------------------------------------------------------------------------------------------------------------------------------------|
|                         | CallStateChangedEvent,<br>CH = C1,<br>State = Proceeding,<br>Cause = CauseNoError,<br>Reason = Direct,<br>Calling = A',<br>Called = B,<br>OrigCalled = B,<br>LR = NP,<br>RIU = true | LINE_CALLSTATE<br>hDevice = hCall-2<br>dwCallbackInstance = 0<br>dwParam1 = CONNECTED<br>dwParam2 = INACTIVE<br>dwParam3 = 0<br>LINE_CALLINFO<br>hDevice = hCall-2<br>dwCallbackInstance = 0<br>dwParam1 =<br>CALLERID, CALLEDID<br>dwParam2 = 0<br>dwParam3 = 0 | LINECALLINFO (hCall-2)<br>hLine = A'<br>dwCallID = T1<br>dwOrigin = OUTBOUND<br>dwReason = DIRECT<br>dwCallerID = A'<br>dwCalledID = B<br>dwConnectedID = NP<br>dwRedirectionID = NP<br>dwRedirectionID = NP |
|                         | CallStateChangedEvent,<br>CH = C1, State = Ringback,<br>Cause = CauseNoError,<br>Reason = Direct,<br>Calling = A', Called = B,<br>OrigCalled = B,<br>LR = NP, RIU = true            | LINE_CALLSTATE<br>hDevice = hCall-2<br>dwCallbackInstance = 0<br>dwParam1 = CONNECTED<br>dwParam2 = INACTIVE<br>dwParam3 = 0                                                                                                                                     | No change                                                                                                                                                                                                    |
| 4. Party B answers call | Party A                                                                                                                                                                             |                                                                                                                                                                                                                                                                  |                                                                                                                                                                                                              |
|                         | CallStateChangedEvent,<br>CH = C1,<br>State = Connected,<br>Cause = CauseNoError,<br>Reason = Direct,<br>Calling = A,<br>Called = B,<br>OrigCalled = B,<br>LR = NP,<br>RIU = false  | LINE_CALLSTATE<br>hDevice = hCall-1<br>dwCallbackInstance = 0<br>dwParam1 = CONNECTED<br>dwParam2 = ACTIVE<br>dwParam3 = 0<br>LINE_CALLINFO<br>hDevice = hCall-1<br>dwCallbackInstance = 0<br>dwParam1 = CONNECTEDID<br>dwParam2 = 0, dwParam3 = 0               | LINECALLINFO (hCall-1)<br>hLine = A<br>dwCallID = T1<br>dwOrigin = OUTBOUND<br>dwReason = DIRECT<br>dwCallerID = A<br>dwCalledID = B<br>dwConnectedID = B<br>dwRedirectionID = NP<br>dwRedirectionID = NP    |
|                         | Party A'                                                                                                                                                                            |                                                                                                                                                                                                                                                                  |                                                                                                                                                                                                              |

| Action | CTI messages                                                                                                                                                                    | TAPI messages                                                                                                                                                                                                                                        | TAPI structures                                                                                                                                                                                             |
|--------|---------------------------------------------------------------------------------------------------------------------------------------------------------------------------------|------------------------------------------------------------------------------------------------------------------------------------------------------------------------------------------------------------------------------------------------------|-------------------------------------------------------------------------------------------------------------------------------------------------------------------------------------------------------------|
|        | CallStateChangedEvent, CH = C1,<br>State = Connected,<br>Cause = CauseNoError,<br>Reason = Direct,<br>Calling = A',<br>Called = B,<br>OrigCalled = B,<br>LR = NP,<br>RIU = true | LINE_CALLSTATE<br>hDevice = hCall-2<br>dwCallbackInstance = 0<br>dwParam1 = CONNECTED<br>dwParam2 = INACTIVE<br>dwParam3 = 0<br>LINE_CALLINFO<br>hDevice = hCall-2<br>dwCallbackInstance = 0<br>dwParam1 = CONNECTEDID<br>dwParam2 = 0, dwParam3 = 0 | LINECALLINFO (hCall-2)<br>hLine = A'<br>dwCallID = T1<br>dwOrigin = OUTBOUND<br>dwReason = DIRECT<br>dwCallerID = A'<br>dwCalledID = B<br>dwConnectedID = B<br>dwRedirectionID = NP<br>dwRedirectionID = NP |

## SRTP

### Media Terminate by Application (Open Secure CTI Port or RP)

- Negotiate version
- Sends LineOpen with extension version as 0x8007000
- Send CciscoLineDevSpecificUserSetSRTPAlgorithmID
- Send CCiscoLineDevSpecificUserControlRTPStream
- Now, the CTI port or RP gets registered as secure port
- Make call from secure IP phone to the CTI port or RP port
- Answer the call from application
- SRTP indication gets reported as LineDevSpecific event
- SRTP key information get stored in LINECALLINFO::devSpecific for retrieval

### Media Terminate by TSP Wave Driver (Open Secure CTI Port)

- Negotiate version
- Sends LineOpen with extension version as 0x4007000
- Send CciscoLineDevSpecificUserSetSRTPAlgorithmID
- Send CciscoLineDevSpecificSendLineOpen
- Now, the CTI port gets registered as secure port

- Make call from secure IP phone to the CTI port
- Answer the call from application
- SRTP indication gets reported as LineDevSpecific event
- SRTP key information get stored in LINECALLINFO::devSpecific for retrieval

## Support for Cisco IP Phone 6900 Series

Use cases related to Cisco Unified IP Phone 6900 Series support feature are mentioned below:

### Monitoring Cisco Unified IP Phone 6900 Series/Cisco Unified IP Phone 7931 in Roll Over Mode When User Is Added to New User Group

|                  |                                                                                                                                                                                                                                        |
|------------------|----------------------------------------------------------------------------------------------------------------------------------------------------------------------------------------------------------------------------------------|
| Description      | Testing Cisco Unified IP Phone 6900 Series/Cisco Unified IP Phone 7931 behavior when User is added to new user Group.                                                                                                                  |
| Test Setup       | A -Cisco Unified IP Phone 6900 Series/Cisco Unified IP Phone 7931 Phone with Roll Over Mode<br>User is added to New User Group.<br>Application does Line Initialize                                                                    |
| Expected Results | Lines on the Cisco Unified IP Phone 7931 will be enumerated.<br>Application would be able to Open Cisco Unified IP Phone 6900 Series/Cisco Unified IP Phone 7931 and it would be able to control and perform call operations on phone. |

### Monitoring Cisco Unified IP Phone 6900 Series/Cisco Unified IP Phone 7931 in Roll Over Mode When User Is Added to New User Group

|                  |                                                                                                                                                                                                                                                                                                                                                                                                                                                                                                                            |
|------------------|----------------------------------------------------------------------------------------------------------------------------------------------------------------------------------------------------------------------------------------------------------------------------------------------------------------------------------------------------------------------------------------------------------------------------------------------------------------------------------------------------------------------------|
| Description      | Testing Cisco Unified IP Phone 6900 Series/Cisco Unified IP Phone 7931 behavior when User is added to new user Group.                                                                                                                                                                                                                                                                                                                                                                                                      |
| Test Setup       | A -Cisco Unified IP Phone 6900 Series/Cisco Unified IP Phone 7931 with Roll Over Mode<br>Step 1: Application does Line Initialize<br>Step 2: User is added to New User Group.                                                                                                                                                                                                                                                                                                                                              |
| Expected Results | Step 1: Lines on Cisco Unified IP Phone 6900 Series/Cisco Unified IP Phone 7931 will not be enumerated<br>Application will not be notified about the device A and it will not be able to monitor.<br>Step 2: Application will be receiving PHONE_CREATE and LINE_CREATE events for the Device and lines on that Cisco Unified IP Phone 6900 Series/Cisco Unified IP Phone 7931 in Roll Over Mode.<br>Now Applications would be able to Monitor and control Cisco Unified IP Phone 6900 Series/Cisco Unified IP Phone 7931. |

### Transfer Operation on Cisco Unified IP Phone 6900 Series/Cisco Unified IP Phone 7931 in Roll Over Mode When User Is Added to New User Group

|                  |                                                                                                                                                                                                                                                                                                                                                                                                                                                                                                                                                                                                                         |
|------------------|-------------------------------------------------------------------------------------------------------------------------------------------------------------------------------------------------------------------------------------------------------------------------------------------------------------------------------------------------------------------------------------------------------------------------------------------------------------------------------------------------------------------------------------------------------------------------------------------------------------------------|
| Description      | Testing Transfer scenario on Cisco Unified IP Phone 6900 Series/Cisco Unified IP Phone 7931 when User is added to new user Group.                                                                                                                                                                                                                                                                                                                                                                                                                                                                                       |
| Test Setup       | <p>User is added to New User Group.</p> <p>A,B are two lines on Cisco Unified IP Phone 6900 Series/Cisco Unified IP Phone 7931 with Roll Over Mode</p> <p>C, D is two SCCP phones.</p> <p>Outbound Roll Over Mode - "Roll Over to any Line"</p> <p>Max Number of Calls: 1</p> <p>Busy Trigger: 1</p> <p>Application does Line Initialize; Application opens all the lines on Cisco Unified IP Phone 6900 Series/Cisco Unified IP Phone 7931.</p> <p>C calls A,A answers</p> <p>SetupTransfer on A.</p> <p>Variants: Application Opens only Line A on Cisco Unified IP Phone 6900 Series/Cisco Unified IP Phone 7931</p> |
| Expected Results | <p>Call on A will go to OnHold State.</p> <p>New call will be created on Line B.</p> <p>Application then has to complete Transfer using DTAL feature.</p> <p>Variants: Applications would not be able to Complete Transfer from Application as the Line B is not monitored.</p>                                                                                                                                                                                                                                                                                                                                         |

### Conference Operation on Cisco Unified IP Phone 6900 Series/Cisco Unified IP Phone 7931 in Roll Over Mode When User Is Added to New User Group

|             |                                                                                                                                     |
|-------------|-------------------------------------------------------------------------------------------------------------------------------------|
| Description | Testing Conference scenario on Cisco Unified IP Phone 6900 Series/Cisco Unified IP Phone 7931 when User is added to New User Group. |
|-------------|-------------------------------------------------------------------------------------------------------------------------------------|

|                  |                                                                                                                                                                                                                                                                                                                                                                                                     |
|------------------|-----------------------------------------------------------------------------------------------------------------------------------------------------------------------------------------------------------------------------------------------------------------------------------------------------------------------------------------------------------------------------------------------------|
| Test Setup       | <p>User is added to New User Group.</p> <p>A,B are two lines on Cisco Unified IP Phone 6900 Series/Cisco Unified IP Phone 7931 with Roll Over Mode</p> <p>C, D are two SCCP phones</p> <p>Outbound Roll Over Mode -"Roll Over to any Line"</p> <p>Max Number of Calls: 1</p> <p>Busy Trigger: 1</p> <p>Application does Line Initialize</p> <p>C calls A,A answers</p> <p>SetupConference on A.</p> |
| Expected Results | <p>Call on A will go to OnHold State.</p> <p>New call will be created on Line B.</p> <p>Application then has to complete Conference using Join Across Lines feature.</p>                                                                                                                                                                                                                            |

**Transfer/Conference Operation on Cisco Unified IP Phone 6900 Series/Cisco Unified IP Phone 7931 in Roll Over Mode When User Is Added to New User Group**

|                  |                                                                                                                                                                                                                                                                                                                                                                                                                                                                                                       |
|------------------|-------------------------------------------------------------------------------------------------------------------------------------------------------------------------------------------------------------------------------------------------------------------------------------------------------------------------------------------------------------------------------------------------------------------------------------------------------------------------------------------------------|
| Description      | Testing Transfer/Conference scenario on Cisco Unified IP Phone 6900 Series/Cisco Unified IP Phone 7931 when User is added to New User Group and different Roll Over Mode.                                                                                                                                                                                                                                                                                                                             |
| Test Setup       | <p>User is added to New User Group.</p> <p>A,B are two lines on Cisco Unified IP Phone 6900 Series/Cisco Unified IP Phone 7931 with Roll Over Mode</p> <p>C, D is two SCCP phones.</p> <p>Outbound Roll Over Mode -"Roll Over to any Line"</p> <p>Max Number of Calls: 2</p> <p>Busy Trigger: 1</p> <p>Application does Line Initialize; Application opens all the lines on Cisco Unified IP Phone 6900 Series/Cisco Unified IP Phone 7931.</p> <p>C calls A,A answers</p> <p>SetupTransfer on A.</p> |
| Expected Results | <p>Call on A will go to OnHoldPendingTransfer/OnHoldPendingConference.</p> <p>New Consult call will be created on Line A.</p> <p>Application then has to complete Transfer using CompleteTransfer or DTAL feature.</p>                                                                                                                                                                                                                                                                                |
| Variants         | <p>Test the same Scenario with Conference</p> <p>LineCompleteTransfer with Mode as Conference to complete Conference</p>                                                                                                                                                                                                                                                                                                                                                                              |

### Transfer/Conference Operation on Cisco Unified IP Phone 6900 Series/Cisco Unified IP Phone 7931 in Roll Over Mode When User Is Added to New User Group

|                  |                                                                                                                                                                                                                                                                                                                                                                                                                                                                                                     |
|------------------|-----------------------------------------------------------------------------------------------------------------------------------------------------------------------------------------------------------------------------------------------------------------------------------------------------------------------------------------------------------------------------------------------------------------------------------------------------------------------------------------------------|
| Description      | Testing Transfer/Conference Scenario on Cisco Unified IP Phone 6900 Series/Cisco Unified IP Phone 7931 When User is added to New User Group and different Roll Over Mode.                                                                                                                                                                                                                                                                                                                           |
| Test Setup       | <p>User is added to New User Group.</p> <p>A,B are two lines on Cisco Unified IP Phone 6900 Series/Cisco Unified IP Phone 7931 with Roll Over Mode</p> <p>C, D is two SCCP phones.</p> <p>Outbound Roll Over Mode -Roll Over to any Line</p> <p>Max Number of Calls: 2</p> <p>Busy Trigger: 1</p> <p>Application does Line Initialize; Application opens all the lines on Cisco Unified IP Phone 6900 Series/Cisco Unified IP Phone 7931.</p> <p>C calls A,A answers</p> <p>SetupTransfer on A.</p> |
| Expected Results | <p>Call on A will go to OnHoldPendingTransfer/OnHoldPendingConference.</p> <p>New Consult call will be created on Line A.</p> <p>Application then has to complete Transfer using CompleteTransfer or DTAL feature.</p>                                                                                                                                                                                                                                                                              |
| Variants         | <p>Test the same Scenario with Conference</p> <p>LineCompleteTransfer with Mode as Conference to complete Conference</p>                                                                                                                                                                                                                                                                                                                                                                            |

### Transfer/Conference Operation on Cisco Unified IP Phone 6900 Series/Cisco Unified IP Phone 7931 in Roll Over Mode When User Is Added to New User Group

|             |                                                                                                                                                                           |
|-------------|---------------------------------------------------------------------------------------------------------------------------------------------------------------------------|
| Description | Testing Transfer/Conference Scenario on Cisco Unified IP Phone 6900 Series/Cisco Unified IP Phone 7931 when User is added to New User Group and different Roll Over Mode. |
|-------------|---------------------------------------------------------------------------------------------------------------------------------------------------------------------------|

|                  |                                                                                                                                                                                                                                                                                                                                                                                                                                                                                                                                                              |
|------------------|--------------------------------------------------------------------------------------------------------------------------------------------------------------------------------------------------------------------------------------------------------------------------------------------------------------------------------------------------------------------------------------------------------------------------------------------------------------------------------------------------------------------------------------------------------------|
| Test Setup       | <p>User is added to New User Group.</p> <p>A,B are two lines on Cisco Unified IP Phone 6900 Series/Cisco Unified IP Phone 7931 with Roll Over Mode</p> <p>C, D is two SCCP phones.</p> <p>Lines A and B are configured with Different DN</p> <p>Outbound Roll Over Mode -Roll Over within same DN</p> <p>Max Number of Calls: 1</p> <p>Busy Trigger: 1</p> <p>Application does Line Initialize; Application opens all the lines on Cisco Unified IP Phone 6900 Series/Cisco Unified IP Phone 7931.</p> <p>C calls A,A answers</p> <p>SetupTransfer on A.</p> |
| Expected Results | SetupTransfer Request will fail with error "LINEERR_CALLUNAVAIL".                                                                                                                                                                                                                                                                                                                                                                                                                                                                                            |
| Variants         | Test the same Scenario with SetupConference                                                                                                                                                                                                                                                                                                                                                                                                                                                                                                                  |

**Transfer/Conference Operation on Cisco Unified IP Phone 6900 Series/Cisco Unified IP Phone 7931 in Roll Over Mode When User Is Added to New User Group**

|                  |                                                                                                                                                                                                                                                                                                                                                                                                                                                                                                                                                              |
|------------------|--------------------------------------------------------------------------------------------------------------------------------------------------------------------------------------------------------------------------------------------------------------------------------------------------------------------------------------------------------------------------------------------------------------------------------------------------------------------------------------------------------------------------------------------------------------|
| Description      | Testing Transfer/Conference Scenario on Cisco Unified IP Phone 6900 Series/Cisco Unified IP Phone 7931 when User is added to New User Group and different Roll Over Mode.                                                                                                                                                                                                                                                                                                                                                                                    |
| Test Setup       | <p>User is added to New User Group.</p> <p>A,B are two lines on Cisco Unified IP Phone 6900 Series/Cisco Unified IP Phone 7931 with Roll Over Mode</p> <p>C, D is two SCCP phones.</p> <p>Lines A and B are configured with Different DN</p> <p>Outbound Roll Over Mode -Roll Over within same DN</p> <p>Max Number of Calls: 2</p> <p>Busy Trigger: 1</p> <p>Application does Line Initialize; Application opens all the lines on Cisco Unified IP Phone 6900 Series/Cisco Unified IP Phone 7931.</p> <p>C calls A,A answers</p> <p>SetupTransfer on A.</p> |
| Expected Results | <p>Call on A will go to OnHoldPendingTransfer/Conference State.</p> <p>New Consult call will be created on Line A.</p> <p>Application then has to complete Transfer using CompleteTransfer or DTAL feature.</p>                                                                                                                                                                                                                                                                                                                                              |

|          |                                             |
|----------|---------------------------------------------|
| Variants | Test the same Scenario with SetupConference |
|----------|---------------------------------------------|

**LineMakeCall Operation on Cisco Unified IP Phone 6900 Series/Cisco Unified IP Phone 7931 in Roll Over Mode When User Is Added to New User Group**

|                  |                                                                                                                                                                                                                                                                                                                                                                                                                                                                                                                                                                                        |
|------------------|----------------------------------------------------------------------------------------------------------------------------------------------------------------------------------------------------------------------------------------------------------------------------------------------------------------------------------------------------------------------------------------------------------------------------------------------------------------------------------------------------------------------------------------------------------------------------------------|
| Description      | Testing LineMakeCall Operation on Cisco Unified IP Phone 6900 Series/Cisco Unified IP Phone 7931 when User is added to New User Group and different Roll Over Mode.                                                                                                                                                                                                                                                                                                                                                                                                                    |
| Test Setup       | <p>User is added to New User Group.</p> <p>A,B are two lines on Cisco Unified IP Phone 6900 Series/Cisco Unified IP Phone 7931 with Roll Over Mode</p> <p>C, D is two SCCP phones.</p> <p>Lines A and B are configured with Different DN</p> <p>Outbound Roll Over Mode -Roll Over within same DN" or "Roll Over to Any Line</p> <p>Max Number of Calls: 1</p> <p>Busy Trigger: 1</p> <p>Application does Line Initialize; Application opens all the lines on Cisco Unified IP Phone 6900 Series/Cisco Unified IP Phone 7931.</p> <p>C calls A,A answers</p> <p>LineMakeCall on A.</p> |
| Expected Results | <p>LineMakeCall Operation will fail with error "LINEERR_CALLUNAVAIL".</p> <p>Roll Over Doesn't Happen to second line as the roll over is only for Outbound Calls.</p>                                                                                                                                                                                                                                                                                                                                                                                                                  |

**LineUnPark Operation on Cisco Unified IP Phone 6900 Series/Cisco Unified IP Phone 7931 in Roll Over Mode When User Is Added to New User Group**

|             |                                                                                                                                                                   |
|-------------|-------------------------------------------------------------------------------------------------------------------------------------------------------------------|
| Description | Testing LineUnPark Operation on Cisco Unified IP Phone 6900 Series/Cisco Unified IP Phone 7931 When User is added to New User Group and different Roll Over Mode. |
|-------------|-------------------------------------------------------------------------------------------------------------------------------------------------------------------|

|                  |                                                                                                                                                                                                                                                                                                                                                                                                                                                                                                                                                                                                                                                 |
|------------------|-------------------------------------------------------------------------------------------------------------------------------------------------------------------------------------------------------------------------------------------------------------------------------------------------------------------------------------------------------------------------------------------------------------------------------------------------------------------------------------------------------------------------------------------------------------------------------------------------------------------------------------------------|
| Test Setup       | <p>User is added to New User Group.</p> <p>A,B are two lines on Cisco Unified IP Phone 6900 Series/Cisco Unified IP Phone 7931 with Roll Over Mode</p> <p>C, D is two SCCP phones.</p> <p>Lines A and B are configured with Different DN</p> <p>Outbound Roll Over Mode -Roll Over within same DN" or "Roll Over to Any Line</p> <p>Max Number of Calls: 1</p> <p>Busy Trigger: 1</p> <p>Application does Line Initialize; Application opens all the lines on Cisco Unified IP Phone 6900 Series/Cisco Unified IP Phone 7931.</p> <p>C calls A,A answers</p> <p>LineUnPark on A.( tires to retrieve the available Parked Call from Park DN)</p> |
| Expected Results | <p>LineUnPark Operation will fail with error "LINEERR_CALLUNAVAIL".</p> <p>Roll Over Doesn't Happen to second line as the roll over is only for Outbound Calls.</p>                                                                                                                                                                                                                                                                                                                                                                                                                                                                             |

#### **EM Login/Logout Operation on Cisco Unified IP Phone 6900 Series/Cisco Unified IP Phone 7931 in Roll Over Mode When User Is Added to New User Group**

|                  |                                                                                                                                                                                                                                                                                                                                                   |
|------------------|---------------------------------------------------------------------------------------------------------------------------------------------------------------------------------------------------------------------------------------------------------------------------------------------------------------------------------------------------|
| Description      | Testing EM Log In/Out Operation on Cisco Unified IP Phone 6900 Series/Cisco Unified IP Phone 7931 When User is added to New User Group and different Roll Over Mode.                                                                                                                                                                              |
| Test Setup       | <p>User is added to New User Group.</p> <p>A,B are two lines on Cisco Unified IP Phone 6900 Series/Cisco Unified IP Phone 7931 with Roll Over Mode</p> <p>C, D is two SCCP phones.</p> <p>EM Profile is logged onto the Cisco Unified IP Phone 6900 Series/Cisco Unified IP Phone 7931.</p> <p>Test the Use Case from UseCase#1 to UseCase#10</p> |
| Expected Results | Same as the Use Case tested.                                                                                                                                                                                                                                                                                                                      |

#### **Manual Transfer Operation on Cisco Unified IP Phone 6900 Series/Cisco Unified IP Phone 7931 in Roll Over Mode When User Is Added to New User Group**

|             |                                                                                                                                                                   |
|-------------|-------------------------------------------------------------------------------------------------------------------------------------------------------------------|
| Description | Testing Existing Call Events on Cisco Unified IP Phone 6900 Series/Cisco Unified IP Phone 7931 when User is added to New User Group and different Roll Over Mode. |
|-------------|-------------------------------------------------------------------------------------------------------------------------------------------------------------------|

|                  |                                                                                                                                                                                                                                                                                                                                                                                                                                                                                                                                                                                                                                                                                                                                                                      |
|------------------|----------------------------------------------------------------------------------------------------------------------------------------------------------------------------------------------------------------------------------------------------------------------------------------------------------------------------------------------------------------------------------------------------------------------------------------------------------------------------------------------------------------------------------------------------------------------------------------------------------------------------------------------------------------------------------------------------------------------------------------------------------------------|
| Test Setup       | <p>User is added to New User Group.</p> <p>A,B are two lines on Cisco Unified IP Phone 6900 Series/Cisco Unified IP Phone 7931 with Roll Over Mode</p> <p>C, D is two SCCP phones.</p> <p>Outbound Roll Over Mode -Roll Over to any Line</p> <p>Max Number of Calls: 1</p> <p>Busy Trigger: 1</p> <p>Application does Line Initialize; Application opens all the lines on Cisco Unified IP Phone 6900 Series/Cisco Unified IP Phone 7931.</p> <p>Step 1: From Phone C call A</p> <p>Step 2: Answer the Call on A</p> <p>Step 3: Press Transfer Button on Cisco Unified IP Phone 6900 Series and Dial D.</p> <p>Step 4: Answer the Call on D</p> <p>Step 5: Complete Transfer from Phone A</p> <p>Variant: Monitor Phones after Transfer is completed from Phone.</p> |
| Expected Results | <p>Step 4:</p> <p>Call on Line A will be in OnHold State.</p> <p>Call on Line B will be in Connected State.</p> <p><b>Note</b> When consult call is created on the same Line; Call will be on ONHOLDPENDINGTRANSFER state.</p> <p>Step 5:</p> <p>Both the calls on A and B will go to IDLE state.</p> <p>C and D will be in Simple Call.</p> <p>Variant: Same as this Use Case</p>                                                                                                                                                                                                                                                                                                                                                                                   |

### Manual Conference Operation on Cisco Unified IP Phone 6900 Series/Cisco Unified IP Phone 7931 in Roll Over Mode When User Is Added to New User Group

|             |                                                                                                                                                    |
|-------------|----------------------------------------------------------------------------------------------------------------------------------------------------|
| Description | Testing Cisco Unified IP Phone 6900 Series/Cisco Unified IP Phone 7931 behavior When User is added to New User Group and different Roll Over Mode. |
|-------------|----------------------------------------------------------------------------------------------------------------------------------------------------|

|                  |                                                                                                                                                                                                                                                                                                                                                                                                                                                                                                                                                                                                                                                                                                                                                                            |
|------------------|----------------------------------------------------------------------------------------------------------------------------------------------------------------------------------------------------------------------------------------------------------------------------------------------------------------------------------------------------------------------------------------------------------------------------------------------------------------------------------------------------------------------------------------------------------------------------------------------------------------------------------------------------------------------------------------------------------------------------------------------------------------------------|
| Test Setup       | <p>User is added to New User Group.</p> <p>A,B are two lines on Cisco Unified IP Phone 6900 Series/Cisco Unified IP Phone 7931 with Roll Over Mode</p> <p>C, D is two SCCP phones.</p> <p>Outbound Roll Over Mode -"Roll Over to any Line"</p> <p>Max Number of Calls: 1</p> <p>Busy Trigger: 1</p> <p>Application does Line Initialize; Application opens all the lines on Cisco Unified IP Phone 6900 Series/Cisco Unified IP Phone 7931.</p> <p>Step 1: From Phone C call A</p> <p>Step 2: Answer the Call on A</p> <p>Step 3: Press conference Button on Cisco Unified IP Phone 6900 Series and Dial D.</p> <p>Step 4: Answer the Call on D</p> <p>Step 5: Complete Conference from Phone</p> <p>Variant: Monitor Phones after Conference is completed from Phone.</p> |
| Expected Results | <p>Step 4:</p> <p>Call on Line A will be in OnHold State.</p> <p>Call on Line B will be in Connected State.</p> <p><b>Note</b> When consult call is created on the same Line; Conference Model is created as today on Non-Cisco Unified IP Phone 6900 Series.</p> <p>Step 5: A ,C and D will be in conference</p> <p>Conference model will be created on Line A.</p> <p>Variant: Same as this Use Case.</p>                                                                                                                                                                                                                                                                                                                                                                |

### Manual Conference Operation on Cisco Unified IP Phone 6900 Series/Cisco Unified IP Phone 7931 in Roll Over Mode When User Is Added to New User Group

|             |                                                                                                                                                           |
|-------------|-----------------------------------------------------------------------------------------------------------------------------------------------------------|
| Description | <p>Testing Cisco Unified IP Phone 6900 Series/Cisco Unified IP Phone 7931 behavior When User is added to New User Group and different Roll Over Mode.</p> |
|-------------|-----------------------------------------------------------------------------------------------------------------------------------------------------------|

|                  |                                                                                                                                                                                                                                                                                                                                                                                                                                                                                                                                                                                                                                                                                                                                                                                  |
|------------------|----------------------------------------------------------------------------------------------------------------------------------------------------------------------------------------------------------------------------------------------------------------------------------------------------------------------------------------------------------------------------------------------------------------------------------------------------------------------------------------------------------------------------------------------------------------------------------------------------------------------------------------------------------------------------------------------------------------------------------------------------------------------------------|
| Test Setup       | <p>User is added to New User Group.</p> <p>A,B are two lines on Cisco Unified IP Phone 6900 Series/Cisco Unified IP Phone 7931 with Roll Over Mode</p> <p>C, D is two SCCP phones.</p> <p>Outbound Roll Over Mode -"Roll Over to any Line"</p> <p>Max Number of Calls: 1</p> <p>Busy Trigger: 1</p> <p>Application does Line Initialize; Application opens all the lines on Cisco Unified IP Phone 6900 Series/Cisco Unified IP Phone 7931.</p> <p>Step 1: From Phone C call A</p> <p>Step 2: Answer the Call on A</p> <p>Step 3: Press conference Button on Cisco Unified IP Phone 6900 Series Phone and Dial D.</p> <p>Step 4: Answer the Call on D</p> <p>Step 5: Complete Conference from Phone</p> <p>Variant: Monitor Phones after Conference is completed from Phone.</p> |
| Expected Results | <p>Step 4:</p> <p>Call on Line A will be in OnHold State.</p> <p>Call on Line B will be in Connected State.</p> <p><b>Note</b> When consult call is created on the same Line; Conference Model is created as today on Non-Cisco Unified IP Phone 6900 Series Phone.</p> <p>Step 5: A ,C and D will be in conference</p> <p>Conference model will be created on Line A.</p> <p>Variant: Same as this Use Case.</p>                                                                                                                                                                                                                                                                                                                                                                |

### SetupConference Operation on Cisco Unified IP Phone 6900 Series/Cisco Unified IP Phone 7931 in Roll Over Mode When User Is Added to New User Group

|             |                                                                                                                                                           |
|-------------|-----------------------------------------------------------------------------------------------------------------------------------------------------------|
| Description | <p>Testing Cisco Unified IP Phone 6900 Series/Cisco Unified IP Phone 7931 behavior When User is added to New User Group and different Roll Over Mode.</p> |
|-------------|-----------------------------------------------------------------------------------------------------------------------------------------------------------|

|                  |                                                                                                                                                                                                                                                                                                                                                                                                                                                                                                                                                               |
|------------------|---------------------------------------------------------------------------------------------------------------------------------------------------------------------------------------------------------------------------------------------------------------------------------------------------------------------------------------------------------------------------------------------------------------------------------------------------------------------------------------------------------------------------------------------------------------|
| Test Setup       | <p>User is added to New User Group.</p> <p>A,B are two lines on Cisco Unified IP Phone 6900 Series/Cisco Unified IP Phone 7931 with Roll Over Mode</p> <p>C, D is two SCCP phones.</p> <p>Outbound Roll Over Mode -"Roll Over to any Line"</p> <p>Max Number of Calls: 1</p> <p>Busy Trigger : 1</p> <p>Application does Line Initialize; Application opens all the lines on Cisco Unified IP Phone 6900 Series/Cisco Unified IP Phone 7931.</p> <p>C calls A,A answers</p> <p>Step 1: SetupTransfer on A.</p> <p>Step 2: Complete Conference From Phone.</p> |
| Expected Results | <p>Step 1:</p> <p>Call on Line A will be in OnHold State.</p> <p>Call on Line B will be in Connected State.</p> <p>Step 5: A ,C and D will be in conference</p> <p>Conference model will be created on Line A.</p>                                                                                                                                                                                                                                                                                                                                            |

#### BWC on Cisco Unified IP Phone 7931 in Non Roll Over Mode When User Is Removed From New User Group

|                  |                                                                                                                                                                                                                                                                                                                                                  |
|------------------|--------------------------------------------------------------------------------------------------------------------------------------------------------------------------------------------------------------------------------------------------------------------------------------------------------------------------------------------------|
| Description      | Testing Cisco Unified IP Phone 7931 Phone behavior in Non Roll Over Mode When User is removed from New User Group.                                                                                                                                                                                                                               |
| Test Setup       | <p>User is Removed from New User Group.</p> <p>A,B are two lines on Cisco Unified IP Phone 6900 Series/Cisco Unified IP Phone 7931 with Non-Roll Over Mode</p> <p>C, D is two SCCP phones.</p> <p>Outbound Roll Over Mode -"Non Roll Over Mode"</p> <p>Max Number of Calls: 1</p> <p>Busy Trigger: 1</p> <p>Application does Line Initialize</p> |
| Expected Results | <p>Lines on the Cisco Unified IP Phone 7931 will be enumerated.</p> <p>Application would be able to Open Cisco Unified IP Phone 7931 with Non-Roll Over Mode and it would be able to control and perform call operations on Phone.</p>                                                                                                           |

### Acquire Device on Cisco Unified IP Phone 6900 Series/Cisco Unified IP Phone 7931 in Roll Over Mode When User Is Added to New User Group

|                  |                                                                                                                                                                                                                                                                                                                                                                                             |
|------------------|---------------------------------------------------------------------------------------------------------------------------------------------------------------------------------------------------------------------------------------------------------------------------------------------------------------------------------------------------------------------------------------------|
| Description      | Testing Behavior of Cisco Unified IP Phone 6900 Series/Cisco Unified IP Phone 7931 on Super Provider when User is added to new user Group.                                                                                                                                                                                                                                                  |
| Test Setup       | <p>A -Cisco Unified IP Phone 6900 Series/Cisco Unified IP Phone 7931 with Roll Over Mode</p> <p>User is Added to New User Group.</p> <p>Step 1: Application does Line Initialize</p> <p>Step 2: LineDevSpecific to Acquire Cisco Unified IP Phone 6900 Series/Cisco Unified IP Phone 7931.</p> <p>Step 3: User is removed from New User Group.</p>                                          |
| Expected Results | <p>Step 2: Application will be receiving PHONE_CREATE and LINE_CREATE events for the Device and lines on that Cisco Unified IP Phone 6900 Series/Cisco Unified IP Phone 7931 in Roll Over Mode.</p> <p>Step 3: Application will be receiving LINE_REMOVE and PHONE_REMOVE for the Cisco Unified IP Phone 7931 and Application will no longer be able to monitor or control that device.</p> |

## Support for Cisco Unified IP Phone 6900 and 9900 Series Use Cases

The use cases related to Support for Cisco Unified IP Phone 6900 and 9900 Series are provided below:

### Check Max Calls Information

| Action                                                        | Events, Requests, and Responses         |
|---------------------------------------------------------------|-----------------------------------------|
| Application calls LineInitialize                              | LineInitialize successful               |
| Application calls LineGetDevCaps, and checks Max Calls field. | MaxCalls = 4 in LineDevCaps:DevSpecific |

### Check Busy Trigger Information

| Action                                                           | Events, Requests, and Responses            |
|------------------------------------------------------------------|--------------------------------------------|
| Application does LineInitialize                                  | LineInitialize successful                  |
| Application calls LineGetDevCaps, and checks busy trigger field. | BusyTrigger = 2 in LineDevCaps:DevSpecific |

**Check Line Instance**

| Action                                                                                               | Events, Requests, and Responses                                                |
|------------------------------------------------------------------------------------------------------|--------------------------------------------------------------------------------|
| Application does LineInitialize<br>Application calls LineGetDevCaps, and checks line instance field. | LineInitialize successful<br>LineInstanceNumber = 1 in LineDevCaps:DevSpecific |

**Check Line Label**

| Action                                                                                            | Events, Requests, and Responses                                                |
|---------------------------------------------------------------------------------------------------|--------------------------------------------------------------------------------|
| Application does LineInitialize<br>Application calls LineGetDevCaps, and checks line label field. | LineInitialize successful<br>LineLabel = label_2000 in LineDevCaps:DevSpecific |

**Check Voice Mail Pilot**

| Action                                                                                                  | Events, Requests, and Responses                                               |
|---------------------------------------------------------------------------------------------------------|-------------------------------------------------------------------------------|
| Application does LineInitialize<br>Application calls LineGetDevCaps, and checks Voice Mail Pilot field. | LineInitialize successful<br>VoiceMailPilot = 5000 in LineDevCaps:DevSpecific |

**Check Registered IP Address of the Device or Line**

| Action                                                                                            | Events, Requests, and Responses                                                                                   |
|---------------------------------------------------------------------------------------------------|-------------------------------------------------------------------------------------------------------------------|
| Application does LineInitialize<br>Application calls LineGetDevCaps, and checks IP address field. | LineInitialize successful<br>RegisteredIPv4Address & RegisteredIPv6Address available in LineDevCaps:DevSpecific   |
| Variance: Perform PhoneInitialize and check PhoneGetDevCpas to check IP address field.            | PhoneInitialize successful<br>RegisteredIPv4Address & RegisteredIPv6Address available in PhoneDevCaps:DevSpecific |

**Check Consult Rollover Information of the Line**

ConsultRollOver is true for the device

| Action                                                                                                                           | Events, Requests, and Responses                                                          |
|----------------------------------------------------------------------------------------------------------------------------------|------------------------------------------------------------------------------------------|
| Application does LineInitialize<br>Application calls LineGetDevCaps, and checks consult roll over field.                         | LineInitialize successful<br>ConsultRollOver flag is true in LineDevCaps:DevSpecific     |
| Variance: Perform PhoneInitialize and check PhoneGetDevCpas to check consult roll over field.                                    | PhoneInitialize successful<br>ConsultRollOver flag is true in PhoneDevCaps:DevSpecific.  |
| Variance: Phone does not support rollover<br>Perform PhoneInitialize and check PhoneGetDevCpas to check consult roll over field. | PhoneInitialize successful<br>ConsultRollOver flag is false in PhoneDevCaps:DevSpecific. |

### Check JAL or DTAL Information of the Line

JAL or DTAL is true for the device.

| Action                                                                                                                  | Events, Requests, and Responses                                                                                      |
|-------------------------------------------------------------------------------------------------------------------------|----------------------------------------------------------------------------------------------------------------------|
| Application does LineInitialize<br>Application calls LineGetDevCaps, and checks JAT/DTAL field.                         | LineInitialize successful<br>JoinAcrossLine and DirectTransferAcrossLine flag is true in LineDevCaps:DevSpecific.    |
| Variance: Perform PhoneInitialize and check PhoneGetDevCpas to check consult roll over field.                           | PhoneInitialize successful<br>JoinAcrossLine and DirectTransferAcrossLine flag is true in PhoneDevCaps:DevSpecific.  |
| Variance: Phone does not support jal/dtal<br>Perform PhoneInitialize and check PhoneGetDevCpas to check JAT/DTAL field. | PhoneInitialize successful<br>JoinAcrossLine and DirectTransferAcrossLine flag is false in PhoneDevCaps:DevSpecific. |

### Handle Voice Mail Pilot Change

Voice Mail Pilot number is changed to 6000.

| Action                                                                                                  | Events, Requests, and Responses                                                        |
|---------------------------------------------------------------------------------------------------------|----------------------------------------------------------------------------------------|
| Application does LineInitialize<br>Application calls LineGetDevCaps, and checks Voice Mail Pilot field. | LineInitialize successful<br>VoiceMailPilot = 5000 in LineDevCaps:DevSpecific          |
| Voice Mail Pilot number is changed to 6000.                                                             | LineDevSpecific (SLDSMT_LINE_PROPERTY_CHANGED) indicating Voice Mail Pilot is changed. |
| Application calls LineGetDevCaps, and checks Voice Mail Pilot field.                                    | VoiceMailPilot = 6000 in LineDevCaps:DevSpecific                                       |

| Action                               | Events, Requests, and Responses |
|--------------------------------------|---------------------------------|
| Variance: also applies to Line Label |                                 |

### Check IP Address When Device Is Unregistered or Registered

It is assumed that phone uses static IP address (dual stack) and is already registered.

| Action                                                                                             | Events, Requests, and Responses                                                                                                                                              |
|----------------------------------------------------------------------------------------------------|------------------------------------------------------------------------------------------------------------------------------------------------------------------------------|
| Application calls LineInitialize<br>Application calls LineGetDevCaps, and checks IP address field. | Initializesuccessful<br>RegisteredIPv4Address & RegisteredIPv6Address available in LineDevCaps:DevSpecific, and RegisteredIPAddressMode is IPAddress_IPv4_IPv6.              |
| Reset device                                                                                       | Phone or line goes out of service.<br>LineDevSpecific (SLDSMT_LINE_PROPERTY_CHANGED) indicating registered IP address information is changed.                                |
| Application calls LineGetDevCaps, and checks IP address field.                                     | The same RegisteredIPv4Address & RegisteredIPv6Address available in LineDevCaps:DevSpecific, but RegisteredIPAddressMode is IPAddress_Unknown.                               |
| Device re-registered with CUCM.                                                                    | Phone or line back in service.<br>LineDevSpecific (SLDSMT_LINE_PROPERTY_CHANGED) indicating registered IP address information is changed.                                    |
| Application calls LineGetDevCaps, and checks IP address field.                                     | The same RegisteredIPv4Address and RegisteredIPv6Address available in LineDevCaps:DevSpecific, but RegisteredIPAddressMode is set to IPAddress_IPv4_IPv6.                    |
| Variance: Phone uses DHCP and new IP address is obtained for registering.                          | LineDevSpecific (SLDSMT_LINE_PROPERTY_CHANGED) indicating registered IP address is changed<br>New IPAddress will be in devSpecific when application queries LineGetDevCap. . |

## Swap or Cancel

Use cases related to Swap or Cancel feature are mentioned below:

### Connected Transfer

Device A, B, C where A is a Cisco Unified IP Phone (future version)..

| Action                                  | Expected events                                                                                                                                                                                                                                                                                                                                                                                 |
|-----------------------------------------|-------------------------------------------------------------------------------------------------------------------------------------------------------------------------------------------------------------------------------------------------------------------------------------------------------------------------------------------------------------------------------------------------|
| A ≠ C is on hold<br>A ≠ B is connected, | For A:<br>Call-1<br>LINE_CALLSTATE<br>param1 = x400, HOLD<br>Caller = A, Called = C Connected C<br>Call-2<br>LINE_CALLSTATE<br>param1 = x100, CONNECTED<br>Caller = A, Called = B Connected B<br>For B:<br>LINE_CALLSTATE<br>param1 = x100, CONNECTED<br>Caller = A, Called = B, Connected = A<br>For C:<br>LINE_CALLSTATE<br>param1 = x100, CONNECTED<br>Caller = A, Called = C, Connected = A |
| A press transfer                        | For A:<br>Call-2<br>LINE_CALLSTATE<br>param1 = x400, HOLD<br>Caller = A, Called = B Connected B<br>Call-3 DIALTONE                                                                                                                                                                                                                                                                              |
| A picks "Active Calls"                  | Call-3 goes IDLE                                                                                                                                                                                                                                                                                                                                                                                |

| Action                                                       | Expected events                                                                                                                                                                                                              |
|--------------------------------------------------------------|------------------------------------------------------------------------------------------------------------------------------------------------------------------------------------------------------------------------------|
| A picks call (A→C) and presses transfer to complete transfer | For A:<br>Both calls go IDLE<br>For B1:<br>LINE_CALLSTATE<br>param1 = x100, CONNECTED<br>Caller = A, Called = B Connected C<br>For C:<br>LINE_CALLSTATE<br>param1 = x100, CONNECTED<br>Caller = A, Called = C, Connected = B |

**Connected Transfer on Phones with Shared Lines**

Device A, B, C, A' where A and A' are sharedline.

| Action                                  | Expected events                                                                                                                                                                                                                                                                                          |
|-----------------------------------------|----------------------------------------------------------------------------------------------------------------------------------------------------------------------------------------------------------------------------------------------------------------------------------------------------------|
| A ‡ C is on hold<br>A ‡ B is connected, | For A:<br>Call-1<br>LINE_CALLSTATE<br>param1 = x400, HOLD<br>Caller = A, Called = C Connected C<br>Call-2<br>LINE_CALLSTATE<br>param1 = x100, CONNECTED<br>Caller = A, Called = B Connected B                                                                                                            |
|                                         | For B:<br>LINE_CALLSTATE<br>param1 = x100, CONNECTED<br>Caller = A, Called = B, Connected = A                                                                                                                                                                                                            |
|                                         | For C:<br>LINE_CALLSTATE<br>param1 = x100, CONNECTED<br>Caller = A, Called = C, Connected = A<br>For A':<br>Call-1<br>LINE_CALLSTATE<br>param1 = x400, HOLD<br>Caller = A, Called = C Connected C<br>Call-2<br>LINE_CALLSTATE<br>param1 = x100, CONNECTED_INACTIVE<br>Caller = A, Called = B Connected B |

| Action                                                                      | Expected events                                                                                                                                                                                                                                                               |
|-----------------------------------------------------------------------------|-------------------------------------------------------------------------------------------------------------------------------------------------------------------------------------------------------------------------------------------------------------------------------|
| User performs connected transfer on Cisco Unified IP phone (future version) | <p>For A and A':</p> <p>All calls go IDLE</p> <p>For B1:</p> <p>LINE_CALLSTATE</p> <p>param1 = x100, CONNECTED</p> <p>Caller = A, Called = B Connected C</p> <p>For C:</p> <p>LINE_CALLSTATE</p> <p>param1 = x100, CONNECTED</p> <p>Caller = A, Called = C, Connected = B</p> |

### Connected Transfer: Initiate From Phone, Complete From CTI

Device A, B, C .

| Action                                             | Expected events                                                                                                                                                                                                                                                                                                                                                                                                                                                        |
|----------------------------------------------------|------------------------------------------------------------------------------------------------------------------------------------------------------------------------------------------------------------------------------------------------------------------------------------------------------------------------------------------------------------------------------------------------------------------------------------------------------------------------|
| <p>A ‡ C is on hold</p> <p>A ‡ B is connected,</p> | <p>For A:</p> <p>Call-1</p> <p>LINE_CALLSTATE</p> <p>param1 = x100, CONNECTED</p> <p>Caller = A, Called = B Connected B</p> <p>Call-2</p> <p>LINE_CALLSTATE</p> <p>param1 = x400, HOLD</p> <p>Caller = A, Called = C Connected C</p> <p>For B:</p> <p>LINE_CALLSTATE</p> <p>param1 = x100, CONNECTED</p> <p>Caller = A, Called = B, Connected = A</p> <p>For C:</p> <p>LINE_CALLSTATE</p> <p>param1 = x100, CONNECTED</p> <p>Caller = A, Called = C, Connected = A</p> |

| Action                                                           | Expected events                                                                                                                                                                                                                                                               |
|------------------------------------------------------------------|-------------------------------------------------------------------------------------------------------------------------------------------------------------------------------------------------------------------------------------------------------------------------------|
| Application sends either CompleteTransfer or DirectTransfer on A | <p>For A and A':</p> <p>All calls go IDLE</p> <p>For B1:</p> <p>LINE_CALLSTATE</p> <p>param1 = x100, CONNECTED</p> <p>Caller = A, Called = B Connected C</p> <p>For C:</p> <p>LINE_CALLSTATE</p> <p>param1 = x100, CONNECTED</p> <p>Caller = A, Called = C, Connected = B</p> |

### Consult Transfer: Resume Primary Call (Implicit Cancel)

| Action                                                                 | Expected events                                                                                                                                                                                                                                                                                                                                                                                                                                                                         |
|------------------------------------------------------------------------|-----------------------------------------------------------------------------------------------------------------------------------------------------------------------------------------------------------------------------------------------------------------------------------------------------------------------------------------------------------------------------------------------------------------------------------------------------------------------------------------|
| <p>A ‡ B</p> <p>A setup consult transfers to C</p> <p>And C answer</p> | <p>For A:</p> <p>Call-1</p> <p>LINE_CALLSTATE</p> <p>param1 = x100, ONHOLDPENDINGTRANSFER</p> <p>Caller = A, Called = B Connected B</p> <p>Call-2</p> <p>LINE_CALLSTATE</p> <p>param1 = x100, CONNECTED</p> <p>Caller = A, Called = C Connected C</p> <p>For B:</p> <p>LINE_CALLSTATE</p> <p>param1 = x100, CONNECTED</p> <p>Caller = A, Called = B, Connected = A</p> <p>For C:</p> <p>LINE_CALLSTATE</p> <p>param1 = x100, CONNECTED</p> <p>Caller = A, Called = C, Connected = A</p> |

| Action                            | Expected events                                                                                                                                                                                                                                                                                                                                                                                                                                                        |
|-----------------------------------|------------------------------------------------------------------------------------------------------------------------------------------------------------------------------------------------------------------------------------------------------------------------------------------------------------------------------------------------------------------------------------------------------------------------------------------------------------------------|
| A press resume to resume A+B call | <p>For A:</p> <p>Call-1</p> <p>LINE_CALLSTATE</p> <p>param1 = x100, CONNECTED</p> <p>Caller = A, Called = B Connected B</p> <p>Call-2</p> <p>LINE_CALLSTATE</p> <p>param1 = x400, HOLD</p> <p>Caller = A, Called = C Connected C</p> <p>For B:</p> <p>LINE_CALLSTATE</p> <p>param1 = x100, CONNECTED</p> <p>Caller = A, Called = B, Connected = A</p> <p>For C:</p> <p>LINE_CALLSTATE</p> <p>param1 = x100, CONNECTED</p> <p>Caller = A, Called = C, Connected = A</p> |

**Consult Transfer: Swap Calls**

| Action                                                                                        | Expected events                                                                                                                                                                                                                                                                                               |
|-----------------------------------------------------------------------------------------------|---------------------------------------------------------------------------------------------------------------------------------------------------------------------------------------------------------------------------------------------------------------------------------------------------------------|
| <p>A <math>\nrightarrow</math> B</p> <p>A setup consult transfer to C</p> <p>And C answer</p> | <p>For A:</p> <p>Call-1</p> <p>LINE_CALLSTATE</p> <p>param1 = x100, ONHOLDPENDINGTRANSFER</p> <p>Caller = A, Called = B Connected B</p> <p>Call-2</p> <p>LINE_CALLSTATE</p> <p>param1 = x100, CONNECTED</p> <p>Caller = A, Called = C Connected C</p>                                                         |
|                                                                                               | <p>For B:</p> <p>LINE_CALLSTATE</p> <p>param1 = x100, CONNECTED</p> <p>Caller = A, Called = B, Connected = A</p>                                                                                                                                                                                              |
|                                                                                               | <p>For C:</p> <p>LINE_CALLSTATE</p> <p>param1 = x100, CONNECTED</p> <p>Caller = A, Called = C, Connected = A</p>                                                                                                                                                                                              |
| <p>A press Swap</p>                                                                           | <p>For A:</p> <p>The scenario will look exactly the same when resume primary call.</p> <p>Call-1</p> <p>LINE_CALLSTATE</p> <p>param1 = x100, CONNECTED</p> <p>Caller = A, Called = B Connected B</p> <p>Call-2</p> <p>LINE_CALLSTATE</p> <p>param1 = x400, HOLD</p> <p>Caller = A, Called = C Connected C</p> |

| Action                                  | Expected events                                                                                                                                                                                                           |
|-----------------------------------------|---------------------------------------------------------------------------------------------------------------------------------------------------------------------------------------------------------------------------|
|                                         | For B:<br>LINE_CALLSTATE<br>param1 = x100, CONNECTED<br>Caller = A, Called = B, Connected = A                                                                                                                             |
|                                         | For C:<br>LINE_CALLSTATE<br>param1 = x100, CONNECTED<br>Caller = A, Called = C, Connected = A                                                                                                                             |
| A press "Transfer" to complete transfer | For A:<br>Calls go IDLE<br>For B:<br>LINE_CALLSTATE<br>param1 = x100, CONNECTED<br>Caller = A, Called = B, Connected = C<br>For C:<br>LINE_CALLSTATE<br>param1 = x100, CONNECTED<br>Caller = A, Called = C, Connected = B |

Consult Transfer on Phone: Swap Calls; CTI Sends SetupTransfer on Connected Call

| Action                                                 | Expected events                                                                                                                                                                                                |
|--------------------------------------------------------|----------------------------------------------------------------------------------------------------------------------------------------------------------------------------------------------------------------|
| A ≡ B<br>A setup consult transfer to C<br>And C answer | For A:<br>Call-1<br>LINE_CALLSTATE<br>param1 = x100, ONHOLDPENDINGTRANSFER<br>Caller = A, Called = B Connected B<br>Call-2<br>LINE_CALLSTATE<br>param1 = x100, CONNECTED<br>Caller = A, Called = C Connected C |
|                                                        | For B:<br>LINE_CALLSTATE<br>param1 = x100, CONNECTED<br>Caller = A, Called = B, Connected = A                                                                                                                  |
|                                                        | For C:<br>LINE_CALLSTATE<br>param1 = x100, CONNECTED<br>Caller = A, Called = C, Connected = A                                                                                                                  |

| Action                                                                               | Expected events                                                                                                                                                                                                                                                                                               |
|--------------------------------------------------------------------------------------|---------------------------------------------------------------------------------------------------------------------------------------------------------------------------------------------------------------------------------------------------------------------------------------------------------------|
| A press Swap                                                                         | <p>For A:</p> <p>The scenario will look exactly the same when resume primary call.</p> <p>Call-1</p> <p>LINE_CALLSTATE</p> <p>param1 = x100, CONNECTED</p> <p>Caller = A, Called = B Connected B</p> <p>Call-2</p> <p>LINE_CALLSTATE</p> <p>param1 = x400, HOLD</p> <p>Caller = A, Called = C Connected C</p> |
|                                                                                      | <p>For B:</p> <p>LINE_CALLSTATE</p> <p>param1 = x100, CONNECTED</p> <p>Caller = A, Called = B, Connected = A</p>                                                                                                                                                                                              |
|                                                                                      | <p>For C:</p> <p>LINE_CALLSTATE</p> <p>param1 = x100, CONNECTED</p> <p>Caller = A, Called = C, Connected = A</p>                                                                                                                                                                                              |
| Application calls LineSetupTransfer on A's connected call (A→B) to initiate transfer | Request succeeds as phone cancels existing feature plan and allow CTI request to go through.                                                                                                                                                                                                                  |

Consult Transfer: Swap and Cancel

| Action                                                 | Expected events                                                                                                                                                                                                |
|--------------------------------------------------------|----------------------------------------------------------------------------------------------------------------------------------------------------------------------------------------------------------------|
| A ‡ B<br>A setup consult transfer to C<br>And C answer | For A:<br>Call-1<br>LINE_CALLSTATE<br>param1 = x100, ONHOLDPENDINGTRANSFER<br>Caller = A, Called = B Connected B<br>Call-2<br>LINE_CALLSTATE<br>param1 = x100, CONNECTED<br>Caller = A, Called = C Connected C |
|                                                        | For B:<br>LINE_CALLSTATE<br>param1 = x100, CONNECTED<br>Caller = A, Called = B, Connected = A                                                                                                                  |
|                                                        | For C:<br>LINE_CALLSTATE<br>param1 = x100, CONNECTED<br>Caller = A, Called = C, Connected = A                                                                                                                  |

| Action           | Expected events                                                                                                                                                                                                                                                                                                                                                                                                                                                                                                                                 |
|------------------|-------------------------------------------------------------------------------------------------------------------------------------------------------------------------------------------------------------------------------------------------------------------------------------------------------------------------------------------------------------------------------------------------------------------------------------------------------------------------------------------------------------------------------------------------|
| A press Swap     | <p>For A:</p> <p>The scenario will look exactly the same when resume primary call.</p> <p>Call-1</p> <p>LINE_CALLSTATE</p> <p>param1 = x100, CONNECTED</p> <p>Caller = A, Called = B Connected B</p> <p>Call-2</p> <p>LINE_CALLSTATE</p> <p>param1 = x400, HOLD</p> <p>Caller = A, Called = C Connected C</p> <p>For B:</p> <p>LINE_CALLSTATE</p> <p>param1 = x100, CONNECTED</p> <p>Caller = A, Called = B, Connected = A</p> <p>For C:</p> <p>LINE_CALLSTATE</p> <p>param1 = x100, CONNECTED</p> <p>Caller = A, Called = C, Connected = A</p> |
| A presses Cancel | No TSP event since it is handled during swap operation                                                                                                                                                                                                                                                                                                                                                                                                                                                                                          |

**RoundTable Connected Conference**

| Action                                                                           | Expected events                                                                                                                                                                                                                                                                                                                                                                                                                                                        |
|----------------------------------------------------------------------------------|------------------------------------------------------------------------------------------------------------------------------------------------------------------------------------------------------------------------------------------------------------------------------------------------------------------------------------------------------------------------------------------------------------------------------------------------------------------------|
| <p>A ‡ B</p> <p>A puts call on hold</p> <p>A creates new call to C, C answer</p> | <p>For A:</p> <p>Call-1</p> <p>LINE_CALLSTATE</p> <p>param1 = x400, HOLD</p> <p>Caller = A, Called = B Connected B</p> <p>Call-2</p> <p>LINE_CALLSTATE</p> <p>param1 = x100, CONNECTED</p> <p>Caller = A, Called = C Connected C</p> <p>For B:</p> <p>LINE_CALLSTATE</p> <p>param1 = x100, CONNECTED</p> <p>Caller = A, Called = B, Connected = A</p> <p>For C:</p> <p>LINE_CALLSTATE</p> <p>param1 = x100, CONNECTED</p> <p>Caller = A, Called = C, Connected = A</p> |
| <p>A presses "Conference"</p>                                                    | <p>For A:</p> <p>Call-1</p> <p>LINE_CALLSTATE</p> <p>param1 = x400, HOLD</p> <p>Caller = A, Called = B Connected B</p> <p>Call-2</p> <p>LINE_CALLSTATE</p> <p>param1 = x100, ONHOLDPENDINGCONFERENCE</p> <p>Caller = A, Called = C Connected C</p> <p>Call-3</p> <p>DIALTONE</p>                                                                                                                                                                                       |

| Action                                                                                      | Expected events                                                                                                                                                                                                                                                                                                                                                                                                                                         |
|---------------------------------------------------------------------------------------------|---------------------------------------------------------------------------------------------------------------------------------------------------------------------------------------------------------------------------------------------------------------------------------------------------------------------------------------------------------------------------------------------------------------------------------------------------------|
| A picks active call (A‡ C) on phone UI, and presses "Conference" to complete the conference | For A:<br>CONNECTED<br>CONFERENCED<br>Caller = A, called = B, connected = B<br>CONFERENCED<br>Caller = A, called = C, connected = C<br>Call-3<br>IDLE<br>For B:<br>For A:<br>CONNECTED<br>CONFERENCED<br>Caller = A, called = B, connected = B<br>CONFERENCED<br>Caller = B, called = C, connected = C<br>For C:<br>For A:<br>CONNECTED<br>CONFERENCED<br>Caller = A, called = C, connected = C<br>CONFERENCED<br>Caller = C, called = B, connected = B |

**RoundTable Connected Conference: Cancel**

| Action                                                                            | Expected events                                                                                                                                                                                                                                                                                                                                                                                                                                                        |
|-----------------------------------------------------------------------------------|------------------------------------------------------------------------------------------------------------------------------------------------------------------------------------------------------------------------------------------------------------------------------------------------------------------------------------------------------------------------------------------------------------------------------------------------------------------------|
| <p>A ‡ B</p> <p>A puts call on hold</p> <p>A creates new call to C, C answers</p> | <p>For A:</p> <p>Call-1</p> <p>LINE_CALLSTATE</p> <p>param1 = x400, HOLD</p> <p>Caller = A, Called = B Connected B</p> <p>Call-2</p> <p>LINE_CALLSTATE</p> <p>param1 = x100, CONNECTED</p> <p>Caller = A, Called = C Connected C</p> <p>For B:</p> <p>LINE_CALLSTATE</p> <p>param1 = x100, CONNECTED</p> <p>Caller = A, Called = B, Connected = A</p> <p>For C:</p> <p>LINE_CALLSTATE</p> <p>param1 = x100, CONNECTED</p> <p>Caller = A, Called = C, Connected = A</p> |
| <p>A presses "Conference"</p>                                                     | <p>For A:</p> <p>Call-1</p> <p>LINE_CALLSTATE</p> <p>param1 = x400, HOLD</p> <p>Caller = A, Called = B Connected B</p> <p>Call-2</p> <p>LINE_CALLSTATE</p> <p>param1 = x100, CONFERENCED</p> <p>Caller = A, Called = C Connected C</p> <p>Call-3</p> <p>LINE_CALLSTATE</p> <p>param1 = x100, ONHOLDPENDINGCONFERENCE</p> <p>Caller = A, Called = C Connected C</p> <p>Call-4</p> <p>DIALTONE</p>                                                                       |

| Action                   | Expected events                                                                                                                                                                                                                                                                                                                                                                            |
|--------------------------|--------------------------------------------------------------------------------------------------------------------------------------------------------------------------------------------------------------------------------------------------------------------------------------------------------------------------------------------------------------------------------------------|
| A picks "Active Calls"   | For A:<br>Call-2<br>LINE_CALLSTATE<br>param1 = x400, HOLD<br>Caller = A, Called = C Connected C<br>Call-3 / Call-4<br>IDLE                                                                                                                                                                                                                                                                 |
| A presses Cancel softkey | For A:<br>Call-1<br>LINE_CALLSTATE<br>param1 = x400, HOLD<br>Caller = A, Called = B Connected B<br>Call-2<br>LINE_CALLSTATE<br>param1 = x400, HOLD<br>Caller = A, Called = C Connected C<br>For B:<br>LINE_CALLSTATE<br>param1 = x100, CONNECTED<br>Caller = A, Called = B, Connected = A<br>For C:<br>LINE_CALLSTATE<br>param1 = x100, CONNECTED<br>Caller = A, Called = C, Connected = A |

**Set Up Consult Conference From RT, Then Swap and Complete Conference From RT**

| Action                                                  | Expected events                                                                                                                                                                                                                      |
|---------------------------------------------------------|--------------------------------------------------------------------------------------------------------------------------------------------------------------------------------------------------------------------------------------|
| <p>A ‡ B</p> <p>A sets up conference to C, C answer</p> | <p>For A:</p> <p>ONHOLDPENDINGCONF</p> <p>CONFERENCED</p> <p>Caller = A, called = B, connected = B</p> <p>CONNECTED</p> <p>Caller = A, called = C, connected = C</p>                                                                 |
|                                                         | <p>For B:</p> <p>LINE_CALLSTATE</p> <p>param1 = x100, CONNECTED</p> <p>Caller = A, Called = B, Connected = A</p>                                                                                                                     |
|                                                         | <p>For C:</p> <p>LINE_CALLSTATE</p> <p>param1 = x100, CONNECTED</p> <p>Caller = A, Called = C, Connected = A</p>                                                                                                                     |
| <p>A presses "Swap"</p>                                 | <p>For A:</p> <p>Call-1</p> <p>LINE_CALLSTATE</p> <p>param1 = x100, CONNECTED</p> <p>Caller = A, Called = B Connected B</p> <p>Call-2</p> <p>LINE_CALLSTATE</p> <p>param1 = x100, HOLD</p> <p>Caller = A, Called = C Connected C</p> |

| Action                                        | Expected events                                                                                                                                                                                                                                                                                                                                                                                                             |
|-----------------------------------------------|-----------------------------------------------------------------------------------------------------------------------------------------------------------------------------------------------------------------------------------------------------------------------------------------------------------------------------------------------------------------------------------------------------------------------------|
| A presses "Conference" to complete conference | For A:<br>CONNECTED<br>CONFERENCED<br>Caller = A, called = B, connected = B<br>CONFERENCED<br>Caller = A, called = C, connected = C<br>For B:<br>CONNECTED<br>CONFERENCED<br>Caller = A, called = B, connected = B<br>CONFERENCED<br>Caller = B, called = C, connected = C<br>For C:<br>For A:<br>CONNECTED<br>CONFERENCED<br>Caller = A, called = C, connected = C<br>CONFERENCED<br>Caller = C, called = B, connected = B |

**Set Up Consult Conference From RT, Then Swap and Cancel From Phone with Shared Line Scenario**

A and A' are shared lines..

| Action                                                   | Expected events                                                                                                                                                                                                                                                                                                                                                                                                                                                                                                                                                    |
|----------------------------------------------------------|--------------------------------------------------------------------------------------------------------------------------------------------------------------------------------------------------------------------------------------------------------------------------------------------------------------------------------------------------------------------------------------------------------------------------------------------------------------------------------------------------------------------------------------------------------------------|
| <p>A ‡ B</p> <p>A sets up conference to C, C answers</p> | <p>For A:</p> <p>ONHOLDPENDINGCONF</p> <p>CONFERENCED</p> <p>Caller = A, called = B, connected = B</p> <p>CONNECTED</p> <p>Caller = A, called = C, connected = C</p> <p>For A'</p> <p>CONNECTED INACTIVE</p> <p>Caller = A, celled = B, connected = B</p> <p>CONNECTED INACTIVE</p> <p>Caller = A, celled = C, connected = C</p> <p>For B:</p> <p>LINE_CALLSTATE</p> <p>param1 = x100, CONNECTED</p> <p>Caller = A, Called = B, Connected = A</p> <p>For C:</p> <p>LINE_CALLSTATE</p> <p>param1 = x100, CONNECTED</p> <p>Caller = A, Called = C, Connected = A</p> |
| <p>A presses "Swap"</p>                                  | <p>For A:</p> <p>The scenario looks the same when primary call resumes</p> <p>Call-1</p> <p>LINE_CALLSTATE</p> <p>param1 = x100, CONNECTED</p> <p>Caller = A, Called = B Connected B</p> <p>Call-2</p> <p>LINE_CALLSTATE</p> <p>param1 = x400, HOLD</p> <p>Caller = A, Called = C Connected C</p>                                                                                                                                                                                                                                                                  |

| Action             | Expected events                                                                                                                                                                                 |
|--------------------|-------------------------------------------------------------------------------------------------------------------------------------------------------------------------------------------------|
| A presses "Cancel" | For A:<br>Call-1<br>LINE_CALLSTATE<br>param1 = x100, CONNECTED<br>Caller = A, Called = B Connected B<br>Call-2<br>LINE_CALLSTATE<br>param1 = x400, HOLD<br>Caller = A, Called = C Connected = C |
|                    | For A'<br>Call-1<br>LINE_CALLSTATE<br>CONNECTED INACTIVE<br>Caller = A, Called = B Connected = B<br>Call-2<br>LINE_CALLSTATE<br>param1 = x400, HOLD<br>Caller = A, Called = C Connected = C     |
|                    | For B:<br>LINE_CALLSTATE<br>param1 = x100, CONNECTED<br>Caller = A, Called = B, Connected = A                                                                                                   |
|                    | For C:<br>LINE_CALLSTATE<br>param1 = x100, CONNECTED<br>Caller = A, Called = C, Connected = A                                                                                                   |

**Set Up Consult Conference From RT: Resume Primary Call (Implicit Cancel)**

| Action                                              | Expected events                                                                                                                           |
|-----------------------------------------------------|-------------------------------------------------------------------------------------------------------------------------------------------|
| <b>A ‡ B</b><br>A sets up conference to C, C answer | For A:<br>ONHOLDPENDINGCONF<br>CONFERENCED<br>Caller = A, called = B, connected = B<br>CONNECTED<br>Caller = A, called = C, connected = C |
|                                                     | For A'<br>CONNECTED INACTIVE<br>Caller = A, celled = B, connected = B<br>CONNECTED INACTIVE<br>Caller = A, celled = C, connected = C      |
|                                                     | For B:<br>LINE_CALLSTATE<br>param1 = x100, CONNECTED<br>Caller = A, Called = B, Connected = A                                             |
|                                                     | For C:<br>LINE_CALLSTATE<br>param1 = x100, CONNECTED<br>Caller = A, Called = C, Connected = A                                             |

| Action             | Expected events                                                                                                                                                                               |
|--------------------|-----------------------------------------------------------------------------------------------------------------------------------------------------------------------------------------------|
| A resumes A+B call | For A:<br>Call-1<br>LINE_CALLSTATE<br>param1 = x100, CONNECTED<br>Caller = A, Called = B Connected B<br>Call-2<br>LINE_CALLSTATE<br>param1 = x400, HOLD<br>Caller = A, Called = C Connected C |
|                    | For B:<br>LINE_CALLSTATE<br>param1 = x100, CONNECTED<br>Caller = A, Called = B, Connected = A                                                                                                 |
|                    | For C:<br>LINE_CALLSTATE<br>param1 = x100, CONNECTED<br>Caller = A, Called = C, Connected = A                                                                                                 |

#### User Is Removed From Standard Supports Connected Xfer/Conf Group

| Action                                                                                                                            | Expected events                         |
|-----------------------------------------------------------------------------------------------------------------------------------|-----------------------------------------|
| User is in Standard Supports Connected Xfer/Conf group<br>RT phone A is in user's control list<br>Application does LineInitialize | RT PHONE/LINE is enumerated to APP      |
| Remove user from "Standard Supports Connected Xfer/Conf" user group                                                               | APP receives PHONE_REMOVE / LINE_REMOVE |

#### User Is Removed From Standard Supports Connected Xfer/Conf Group

| Action                                                                                                                            | Expected events                    |
|-----------------------------------------------------------------------------------------------------------------------------------|------------------------------------|
| User is in Standard Supports Connected Xfer/Conf group<br>RT phone A is in user's control list<br>Application does LineInitialize | RT PHONE/LINE is enumerated to APP |

| Action                                                            | Expected events                         |
|-------------------------------------------------------------------|-----------------------------------------|
| Remove user from Standard Supports Connected Xfer/Conf user group | APP receives PHONE_REMOVE / LINE_REMOVE |

#### User Is Removed From Standard Supports Connected Xfer/Conf Group While Line Is Open

| Action                                                                                                                              | Expected events                                  |
|-------------------------------------------------------------------------------------------------------------------------------------|--------------------------------------------------|
| user is in "Standard Supports Connected Xfer/Conf" group<br>RT phone A is in user's control list<br>Application does LineInitialize | RT PHONE/LINE is enumerated to APP               |
| App sends LineOpen to open line on Cisco Unified IP phone (future version) phone                                                    | Successful                                       |
| Remove user from Standard Supports Connected Xfer/Conf group                                                                        | TSP sends LINE_CLOSE<br>APP receives LINE_REMOVE |

#### User Is Added to Standard Supports Connected Xfer/Conf Group

| Action                                                                                                                                  | Expected events                         |
|-----------------------------------------------------------------------------------------------------------------------------------------|-----------------------------------------|
| user is not in "Standard Supports Connected Xfer/Conf" group<br>RT phone A is in user's control list<br>Application does LineInitialize | RT PHONE/LINE is not enumerated to APP  |
| Add user to Standard Supports Connected Xfer/Conf group                                                                                 | APP receives PHONE_CREATE / LINE_CREATE |

# Unrestricted Unified CM

**Table 130: Application Tries Secure Connection to Unrestricted Unified CM During Upgrade**

| Action                                                                                                                                                                            | Events, requests and responses                                                                                                                                                                                                                                                                                                                                                                                    |
|-----------------------------------------------------------------------------------------------------------------------------------------------------------------------------------|-------------------------------------------------------------------------------------------------------------------------------------------------------------------------------------------------------------------------------------------------------------------------------------------------------------------------------------------------------------------------------------------------------------------|
| CUCM – Restricted UCM<br>TSP is configured to connect Secure<br>Application calls LineInitialize<br><br>*** Upgrade CUCM to Unrestricted Unified CM<br>CCM/CTI services restarted | LineInitialize successful<br>All lines associated are enumerated.<br><br>OutOfService Events for all the Devices/Lines.<br>***TSP will internally try to Connect CTI in Secure mode.<br>As CTI is upgraded to Non-secure, the Connection Fails and applications are not notified.<br>Application has to disable “Secure Connection to CTI Manager” on the Security tab in TSP UI to setup connection to CTI/CUCM. |

**Table 131: Application Tries Secure Connection to Unrestricted Unified CM After Upgrade**

| Action                                                                                                                                                                                                             | Events, requests and responses                                                                                                                                            |
|--------------------------------------------------------------------------------------------------------------------------------------------------------------------------------------------------------------------|---------------------------------------------------------------------------------------------------------------------------------------------------------------------------|
| CUCM – Restricted UCM<br>TSP is configured to connect Secure<br>Application calls LineInitialize<br><br>Application calls LineShutdown<br>*** Upgrade CUCM to Unrestricted UCM<br>Application calls LineInitialize | LineInitialize successful<br>All lines associated are enumerated.<br>LineShutDown successful<br><br>LineInitialize successful.<br>No lines are enumerated to application. |

**Table 132: Registering Secure CTI Port with Unrestricted Unified CM CTI Manager**

| Action                                                                                                                                                                                                                                                                                             | Events, requests and responses                                                                                                             |
|----------------------------------------------------------------------------------------------------------------------------------------------------------------------------------------------------------------------------------------------------------------------------------------------------|--------------------------------------------------------------------------------------------------------------------------------------------|
| CUCM – Unrestricted UCM<br>Setup Non-Secure Connection<br>Application calls LineInitialize<br><br>Register CTI Port in Secure Mode <ul style="list-style-type: none"> <li>• LineOpen – with Ext – 80070000</li> <li>• LineDevspecific –<br/>CciscoLineDevSpecificUserSetSRTPAlgorithmID</li> </ul> | LineInitialize successful<br>All lines associated to end users are enumerated.<br><br><br>LineReply – with error -LINEERR_OPERATIONUNAVAIL |

**Table 133: Registering Secure CTI Port with Unrestricted Unified CM CTI Manager**

| Action                                                                                                                                                                                                                                                                                                                                                                                                                                                                                                                                                                                                 | Events, requests and responses                                                                                                                          |
|--------------------------------------------------------------------------------------------------------------------------------------------------------------------------------------------------------------------------------------------------------------------------------------------------------------------------------------------------------------------------------------------------------------------------------------------------------------------------------------------------------------------------------------------------------------------------------------------------------|---------------------------------------------------------------------------------------------------------------------------------------------------------|
| Setup: <ul style="list-style-type: none"> <li>• Node 1 – UnRestricted UCM</li> <li>• Node 2 – Restricted UCM – Secure</li> </ul> CTI Port – Device Pool – with Node 1 as High Priority CM.<br><br>TSP is configured to connect to CTI Manager of Node 2.<br>Set up Secure Connection<br>Application calls LineInitialize<br>Register CTI Port in Secure Mode <ul style="list-style-type: none"> <li>• LineOpen – with Ext – 80070000</li> <li>• LineDevspecific –<br/>CciscoLineDevSpecificUserSetSRTPAlgorithmID</li> <li>• LineDevSpecific<br/>-CCiscoLineDevSpecificUserControlRTPStream</li> </ul> | LineInitialize successful<br>All Lines Associated are Enumerated.<br><br><br><br><br><br><br><br><br>LineReply – success<br>LINE_CLOSE for the CTI Port |

# LineHold Enhancement

## Prerequisites

Pre-conditions to all persistent call use cases, unless specified otherwise:

- Device A (IP Phone, Line A1 (dn: 1000))
- Device B (IP Phone, Line B1 (dn: 2000))
- The content id corresponding to VoH stream is contentID1
- User1 has in its control list: Devices A and B. All devices and lines are observed
- Provider is opened ( lineInitializeEx successfully executed)
- All relevant lines are opened with Extension version 0x000D0000 and in service

**Table 134: Basic Case - Hold with ContentID to Be Played**

| Action                                                                                                                                                                                  | TAPI Messages                                                                                                                        | TAPI Structures                                                         |
|-----------------------------------------------------------------------------------------------------------------------------------------------------------------------------------------|--------------------------------------------------------------------------------------------------------------------------------------|-------------------------------------------------------------------------|
| <b>Create Call:</b><br>LineMakeCall() on Line-A with<br>DestAddress="DN of B" and B answers<br>the Call                                                                                 | At A:<br>LINE_CALLSTATE dwParam1 =<br>0x00000100<br>( CONNECTED)<br>At B:<br>LINE_CALLSTATE dwParam1 =<br>0x00000100<br>( CONNECTED) | CallInfo on A:<br>CallerID: 1000<br>CalledID: 2000<br>ConnectedID: 2000 |
| Application issues<br>CCiscoLineDevSpecificHoldEx with<br>ContentID = contentID1 on hCall1(call on<br>A1)<br>*** Call will be placed on Hold and VoH<br>stream selected is played to B. | At A:<br>LINE_CALLSTATE dwParam1 =<br>0x00000400<br>(LINECALLSTATE_ONHOLD)                                                           |                                                                         |

## Whisper Coaching

### Setup

Customer Phone – IP Phone A

Agent Phone – IP Phone B

Supervisor Phone – IP Phone C

Application monitoring all lines on all devices

New extension is negotiated when application opens lines

Application Initiates a Whisper Coaching Session

Service Parameter Setting: Observed Target = false, Observed Connected Parties = true

Table 135: Application Initiates a Whisper Coaching Session

| Action                              | Events, Requests, and Responses                                                                                              |
|-------------------------------------|------------------------------------------------------------------------------------------------------------------------------|
| A initiates call to B and B answers | At A:<br>CONNECTED<br>Calling = A, Called = B, Connected = B<br>At B:<br>CONNECTED<br>Calling = A, Called = B, Connected = A |

| Action                                                                                                                                                            | Events, Requests, and Responses                                                                                                                                                                                                                                                                                                                                                                                                                                                                                                                                                                                                                                                                                                                  |
|-------------------------------------------------------------------------------------------------------------------------------------------------------------------|--------------------------------------------------------------------------------------------------------------------------------------------------------------------------------------------------------------------------------------------------------------------------------------------------------------------------------------------------------------------------------------------------------------------------------------------------------------------------------------------------------------------------------------------------------------------------------------------------------------------------------------------------------------------------------------------------------------------------------------------------|
| C issues CciscoLineDevSpecificStartCallMonitoring with:<br>permLineId = B permLineId<br>mode = MonitorMode_Whisper_Coaching<br>tone = PlayToneDirection_LocalOnly | At B:<br>LineDevSpecific(SLDST_START_CALL_MONITORING)<br>CONNECTED<br>devSpecific<br>type = CallAttribute_WhisperMonitorCall<br>dn = C, partition = C's Partition, deviceName = C's device<br>transactionId = xxxx,<br>tone = PlayToneDirection_RemoteOnly<br><b>Note</b> Media events are not received at B.<br>At C:<br>CONNECTED<br>Calling = C, Called = B/B's Name<br>Connected = ""/Whisper, Redirection = ""/Whisper,<br>Redirecting = ""/Whisper,<br>devSpecific<br>type = CallAttribute_WhisperMonitorCall_Target<br>dn = B, partition = B's Partition, deviceName = B's device<br>transactionId = xxxx,<br>tone = PlayToneDirection_RemoteOnly<br>LineDevSpecific(SLDSMT_START_TRANSMISION)<br>LineDevSpecific(SLDSMT_START_RECEPTION) |

## Application Updates the Monitoring Mode

Service Parameter Setting: Observed Target = true, Observed Connected Parties = false

**Table 136: Application Updates the Monitoring Mode (Silent to WhisperCoaching) and Then Updates the Monitoring Mode (WhisperCoaching to Silent)**

| Action                                                                                                                                                                      | Events, Requests, and Responses                                                                                                                                                                                                                                                                                                                                                                                                                                                                                                                                                                                                                                                                                               |
|-----------------------------------------------------------------------------------------------------------------------------------------------------------------------------|-------------------------------------------------------------------------------------------------------------------------------------------------------------------------------------------------------------------------------------------------------------------------------------------------------------------------------------------------------------------------------------------------------------------------------------------------------------------------------------------------------------------------------------------------------------------------------------------------------------------------------------------------------------------------------------------------------------------------------|
| A initiates call to B and B answers                                                                                                                                         | <p>At A:</p> <p>CONNECTED</p> <p>Calling = A, Called = B, Connected = B</p> <p>At B:</p> <p>CONNECTED</p> <p>Calling = A, Called = B, Connected = A</p>                                                                                                                                                                                                                                                                                                                                                                                                                                                                                                                                                                       |
| <p>C issues CciscoLineDevSpecificStartCallMonitoring with:</p> <p>permLineId = B permLineId</p> <p>mode = MonitorMode_Silent</p> <p>tone = PlayToneDirection_RemoteOnly</p> | <p>At B:</p> <p>LineDevSpecific(SLDST_START_CALL_MONITORING)</p> <p>CONNECTED</p> <p>devSpecific</p> <p>type = CallAttribute_SilentMonitorCall</p> <p>dn = C, partition = C's Partition, deviceName = C's device</p> <p>transactionId = xxxx,</p> <p>tone = PlayToneDirection_RemoteOnly</p> <p>At C:</p> <p>CONNECTED</p> <p>Calling = C, Called = B/B's Name</p> <p>Connected = ""/Whisper, Redirection = ""/Whisper,</p> <p>Redirecting = ""/Whisper,</p> <p>devSpecific</p> <p>type = CallAttribute_SilentMonitorCall_Target</p> <p>dn = B, partition = B's Partition, deviceName = B's device</p> <p>transactionId = xxxx,</p> <p>tone = PlayToneDirection_RemoteOnly</p> <p>LineDevSpecific(SLDSMT_START_RECEPTION)</p> |

| Action                                                                                                                                                        | Events, Requests, and Responses                                                                                                                                                                                                                                                                                                                                                                                                                                                                                                                                                                                                                                                                                                                                                   |
|---------------------------------------------------------------------------------------------------------------------------------------------------------------|-----------------------------------------------------------------------------------------------------------------------------------------------------------------------------------------------------------------------------------------------------------------------------------------------------------------------------------------------------------------------------------------------------------------------------------------------------------------------------------------------------------------------------------------------------------------------------------------------------------------------------------------------------------------------------------------------------------------------------------------------------------------------------------|
| <p>C issues CciscoLineDevSpecificMonitoringUpdateMode with:</p> <p>mode = MonitorMode_Whisper_Coaching</p> <p>tone = PlayToneDirection_BothLocalAndRemote</p> | <p>At B:</p> <p>LineDevSpecific(SLDSMT_MONITORING_MODE_UPDATED, MonitorMode_Whisper_Coaching, PlayToneDirection_RemoteOnly)</p> <p>CONNECTED</p> <p>devSpecific</p> <p>type = CallAttribute_WhisperMonitorCall</p> <p>dn = C, partition = C's Partition, deviceName = C's device</p> <p>transactionId = xxxx,</p> <p>tone = PlayToneDirection_RemoteOnly</p> <p>At C:</p> <p>LineDevSpecific(SLDSMT_START_TRANSMISION)</p> <p>LineDevSpecific(SLDSMT_MONITORING_MODE_UPDATED, MonitorMode_Whisper_Coaching, PlayToneDirection_RemoteOnly)</p> <p>CONNECTED</p> <p>devSpecific</p> <p>type = CallAttribute_WhisperMonitorCall_Target</p> <p>dn = B, partition = B's Partition, deviceName = B's device</p> <p>transactionId = xxxx,</p> <p>tone = PlayToneDirection_RemoteOnly</p> |

| Action                                                                                                                            | Events, Requests, and Responses                                                                                                                                                                                                                                                                                                                                                                                                                                                                                                                                                                                                                                                           |
|-----------------------------------------------------------------------------------------------------------------------------------|-------------------------------------------------------------------------------------------------------------------------------------------------------------------------------------------------------------------------------------------------------------------------------------------------------------------------------------------------------------------------------------------------------------------------------------------------------------------------------------------------------------------------------------------------------------------------------------------------------------------------------------------------------------------------------------------|
| C issues CciscoLineDevSpecificMonitoringUpdateMode with:<br>mode = MonitorMode_Silent<br>tone = PlayToneDirection_NoLocalOrRemote | At B:<br>LineDevSpecific(SLDSMT_MONITORING_MODE_UPDATED,<br>MonitorMode_Silent, PlayToneDirection_RemoteOnly)<br>CONNECTED<br>devSpecific<br>type = CallAttribute_SilentMonitorCall<br>dn = C, partition = C's Partition, deviceName = C's device<br>transactionId = xxxx,<br>tone = PlayToneDirection_RemoteOnly<br>At C:<br>LineDevSpecific(SLDSMT_STOP_TRANSMISION)<br>LineDevSpecific(SLDSMT_MONITORING_MODE_UPDATED,<br>MonitorMode_Silent, PlayToneDirection_RemoteOnly)<br>CONNECTED<br>devSpecific<br>type = CallAttribute_SilentMonitorCall_Target<br>dn = B, partition = B's Partition, deviceName = B's device<br>transactionId = xxxx,<br>tone = PlayToneDirection_RemoteOnly |

Agent Holds the Customer Call with Whisper Coaching Then Agent S Shared Line Resumes the Call

Additional Setup: Agent shared line IP Phone B

**Table 137: Agent Holds the Customer Call with Whisper Coaching, Then Agent's Shared Line Resumes the Call**

| Action                                                                                                                                                                                                                          | Events, Requests, and Responses                                                                                                                                                                                                                                                                                                                                                                                                                                                                                                                                                                                                                              |
|---------------------------------------------------------------------------------------------------------------------------------------------------------------------------------------------------------------------------------|--------------------------------------------------------------------------------------------------------------------------------------------------------------------------------------------------------------------------------------------------------------------------------------------------------------------------------------------------------------------------------------------------------------------------------------------------------------------------------------------------------------------------------------------------------------------------------------------------------------------------------------------------------------|
| A initiates call to B and B answers<br>C issues a CciscoLineDevSpecificStartCallMonitoring with:<br>permLineId = B permLineId<br>mode = MonitorMode_Whisper_Coaching<br>tone = PlayToneDirection_RemoteOnly<br>B holds the call | At B:<br>ONHOLD<br>devSpecific<br>type = CallAttribute_WhisperMonitorCall<br>dn = C, partition = C's Partition, deviceName = C's device<br>transactionId = xxxx,<br>tone = PlayToneDirection_RemoteOnly<br>At B':<br>ONHOLD<br>At C:<br>CONNECTED<br>Calling = C, Called = B/B's Name<br>Connected = ""/Whisper, Redirection = ""/Whisper,<br>Redirecting = ""/Whisper,<br>devSpecific<br>type = CallAttribute_WhisperMonitorCall_Target<br>dn = B, partition = B's Partition, deviceName = B's device<br>transactionId = xxxx,<br>tone = PlayToneDirection_RemoteOnly<br>LineDevSpecific(SLDSMT_STOP_TRANSMISION)<br>LineDevSpecific(SLDSMT_STOP_RECEPTION) |
| B resumes the call                                                                                                                                                                                                              | At B:<br>CONNECTED<br>At B':<br>CONNECTED, INACTIVE<br>At C:<br>LineDevSpecific(SLDSMT_START_TRANSMISION)<br>LineDevSpecific(SLDSMT_START_RECEPTION)                                                                                                                                                                                                                                                                                                                                                                                                                                                                                                         |

| Action             | Events, Requests, and Responses                                                  |
|--------------------|----------------------------------------------------------------------------------|
| B holds the call   | At B:<br>CONNECTED, INACTIVE                                                     |
| B resumes the call | LineDevSpecific(SLDSMT_MONITORING_ENDED)<br>At B':<br>CONNECTED<br>At C:<br>IDLE |

## Agent Transfers a Whisper Coaching Call Monitoring Call Goes Idle at the Supervisor

Additional Setup: IP Phone D

**Table 138: Agent Transfers a Whisper Coaching Call, Monitoring Call Goes Idle at the Supervisor**

| Action                                                                                                                                                                                                                                             | Events, Requests, and Responses                                                                                                                                                                                                                                                                                                                                                                                                                                                                                                                                                                                       |
|----------------------------------------------------------------------------------------------------------------------------------------------------------------------------------------------------------------------------------------------------|-----------------------------------------------------------------------------------------------------------------------------------------------------------------------------------------------------------------------------------------------------------------------------------------------------------------------------------------------------------------------------------------------------------------------------------------------------------------------------------------------------------------------------------------------------------------------------------------------------------------------|
| A initiates call to B and B answers<br>C issues a CciscoLineDevSpecificStartCallMonitoring with:<br>permLineId = B permLineId<br>mode = MonitorMode_Whisper_Coaching<br>tone = PlayToneDirection_RemoteOnly<br>B setup transfer to D and D answers | At B:<br>ONHOLDPENDTRANSFER<br>devSpecific<br>type = CallAttribute_WhisperMonitorCall<br>dn = C, partition = C's Partition, deviceName = C's device<br>transactionId = xxxx,<br>tone = PlayToneDirection_RemoteOnly<br>CONNECTED<br>Calling = B, Called = D, Connected = D<br>At C:<br>CONNECTED<br>Calling = C, Called = B/B's Name<br>Connected = ""/Whisper, Redirection = ""/Whisper,<br>Redirecting = ""/Whisper,<br>devSpecific<br>type = CallAttribute_WhisperMonitorCall_Target<br>dn = B, partition = B's Partition, deviceName = B's device<br>transactionId = xxxx,<br>tone = PlayToneDirection_RemoteOnly |

| Action                   | Events, Requests, and Responses        |
|--------------------------|----------------------------------------|
| B complete transfer to D | At B:<br>IDLE<br>IDLE<br>At C:<br>IDLE |

## Application Updates the Monitoring Mode (WhisperCoaching to Silent)

Additional Setup: IP Phone D

**Table 139: Application Updates the Monitoring Mode (WhisperCoaching to Silent) After the Agent Conferences the Whisper Coaching Call**

| Action                                                                                                                                                                                                                                                                   | Events, Requests, and Responses                                                                                                                                                                                                                                                                                                                                                                                                                                                                                                                                                                                                                                     |
|--------------------------------------------------------------------------------------------------------------------------------------------------------------------------------------------------------------------------------------------------------------------------|---------------------------------------------------------------------------------------------------------------------------------------------------------------------------------------------------------------------------------------------------------------------------------------------------------------------------------------------------------------------------------------------------------------------------------------------------------------------------------------------------------------------------------------------------------------------------------------------------------------------------------------------------------------------|
| A initiates Call to B and B answers<br>C issues a CciscoLineDevSpecificStartCallMonitoring with:<br>permLineId = B permLineId<br>mode = MonitorMode_Silent<br>tone = PlayToneDirection_RemoteOnly<br>B setup conference to D and D answers<br>B complete conference to D | At B:<br>CONFERENCE<br>Calling = A, Called = B, Connected = B<br>CONNECTED<br>devSpecific<br>type = CallAttribute_SilentMonitorCall<br>dn = C, partition = C's Partition, deviceName = C's device<br>transactionId = xxxx,<br>tone = PlayToneDirection_RemoteOnly<br>CONFERENCE<br>Calling = B, Called = D, Connected = D<br>At C:<br>CONNECTED<br>Calling = C, Called = B/B's Name<br>Connected = ""/Whisper, Redirection = ""/Whisper,<br>Redirecting = ""/Whisper,<br>devSpecific<br>type = CallAttribute_SilentMonitorCall_Target<br>dn = B, partition = B's Partition, deviceName = B's device<br>transactionId = xxxx,<br>tone = PlayToneDirection_RemoteOnly |

| Action                                                                                                                                                                               | Events, Requests, and Responses                                                                                                                                                                                                                                                                                                                                                                                                                                                                                                                                                                                                                                                                                                                                                                                                                                                                                                                                                       |
|--------------------------------------------------------------------------------------------------------------------------------------------------------------------------------------|---------------------------------------------------------------------------------------------------------------------------------------------------------------------------------------------------------------------------------------------------------------------------------------------------------------------------------------------------------------------------------------------------------------------------------------------------------------------------------------------------------------------------------------------------------------------------------------------------------------------------------------------------------------------------------------------------------------------------------------------------------------------------------------------------------------------------------------------------------------------------------------------------------------------------------------------------------------------------------------|
| <p>C issues a <code>CciscoLineDevSpecificMonitoringUpdateMode</code> with:</p> <p>mode = <code>MonitorMode_Silent</code></p> <p>tone = <code>PlayToneDirection_RemoteOnly</code></p> | <p>At B:</p> <p><code>LineDevSpecific(SLDSMT_MONITORING_MODE_UPDATED, MonitorMode_Silent, PlayToneDirection_RemoteOnly)</code></p> <p>CONFERENCE</p> <p>Calling = A, Called = B, Connected = B</p> <p>CONNECTED</p> <p>devSpecific</p> <p>type = <code>CallAttribute_SilentMonitorCall</code></p> <p>dn = C, partition = C's Partition, deviceName = C's device</p> <p>transactionId = xxxx,</p> <p>tone = <code>PlayToneDirection_RemoteOnly</code></p> <p>CONFERENCE</p> <p>Calling = B, Called = D, Connected = D</p> <p>At C:</p> <p><code>LineDevSpecific(SLDSMT_STOP_TRANSMISION)</code></p> <p><code>LineDevSpecific(SLDSMT_MONITORING_MODE_UPDATED, MonitorMode_Silent, PlayToneDirection_RemoteOnly)</code></p> <p>CONNECTED</p> <p>devSpecific</p> <p>type = <code>CallAttribute_SilentMonitorCall_Target</code></p> <p>dn = B, partition = B's Partition, deviceName = B's device</p> <p>transactionId = xxxx,</p> <p>tone = <code>PlayToneDirection_RemoteOnly</code></p> |
| <p>B issues a <code>lineRemoveFromConference</code> to drop D.</p>                                                                                                                   | <p>At B:</p> <p>CONNECTED</p> <p>devSpecific</p> <p>type = <code>CallAttribute_SilentMonitorCall</code></p> <p>dn = C, partition = C's Partition, deviceName = C's device</p> <p>transactionId = xxxx,</p> <p>tone = <code>PlayToneDirection_RemoteOnly</code></p> <p>IDLE</p> <p>IDLE</p> <p>At C:</p> <p>No change in callInfo and no additional events</p>                                                                                                                                                                                                                                                                                                                                                                                                                                                                                                                                                                                                                         |

## Supervisor Holds/Resumes the Whisper Coaching Monitoring Session

Additional Setup: IP Phone D

**Table 140: Supervisor Holds/Resumes the Whisper Coaching Monitoring Session**

| Action                                                                                                                                                                                                                                                     | Events, Requests, and Responses                                                                                                                                                                                                                                                                                                                                                                                                                                                                                                                                                                                                                                                                                         |
|------------------------------------------------------------------------------------------------------------------------------------------------------------------------------------------------------------------------------------------------------------|-------------------------------------------------------------------------------------------------------------------------------------------------------------------------------------------------------------------------------------------------------------------------------------------------------------------------------------------------------------------------------------------------------------------------------------------------------------------------------------------------------------------------------------------------------------------------------------------------------------------------------------------------------------------------------------------------------------------------|
| <p>A initiates call to B and B answers</p> <p>C issues a CciscoLineDevSpecificStartCallMonitoring with:</p> <p>permLineId = B permLineId</p> <p>mode = MonitorMode_Whisper_Coaching</p> <p>tone = PlayToneDirection_RemoteOnly</p> <p>C holds the call</p> | <p>At B:</p> <p>CONNECTED</p> <p>devSpecific</p> <p>type = CallAttribute_WhisperMonitorCall</p> <p>dn = C, partition = C's Partition, deviceName = C's device</p> <p>transactionId = xxxx,</p> <p>tone = PlayToneDirection_RemoteOnly</p> <p>At C:</p> <p>ONHOLD</p> <p>Calling = C, Called = B/B's Name</p> <p>Connected = ""/Whisper, Redirection = ""/Whisper,</p> <p>Redirecting = ""/Whisper,</p> <p>devSpecific</p> <p>type = CallAttribute_WhisperMonitorCall_Target</p> <p>dn = B, partition = B's Partition, deviceName = B's device</p> <p>transactionId = xxxx,</p> <p>tone = PlayToneDirection_RemoteOnly</p> <p>LineDevSpecific(SLDSMT_STOP_TRANSMISION)</p> <p>LineDevSpecific(SLDSMT_STOP_RECEPTION)</p> |

| Action             | Events, Requests, and Responses                                                                                                                                                                                                                                                                                                                                                                                                 |
|--------------------|---------------------------------------------------------------------------------------------------------------------------------------------------------------------------------------------------------------------------------------------------------------------------------------------------------------------------------------------------------------------------------------------------------------------------------|
| C resumes the call | At C:<br>CONNECTED<br>Calling = C, Called = B/B's Name<br>Connected = ""/Whisper, Redirection = ""/Whisper,<br>Redirecting = ""/Whisper,<br>devSpecific<br>type = CallAttribute_WhisperMonitorCall_Target<br>dn = B, partition = B's Partition, deviceName = B's device<br>transactionId = xxxx,<br>tone = PlayToneDirection_RemoteOnly<br>LineDevSpecific(SLDSMT_START_TRANSMISION)<br>LineDevSpecific(SLDSMT_START_RECEPTION) |

Supervisor Transfers the Whisper Coaching Session to Another Supervisor

Additional Setup: Supervisor IP Phone D

**Table 141: Supervisor Transfers the Whisper Coaching Session to Another Supervisor**

| Action                                                                                                                                                                                                                                                    | Events, Requests, and Responses                                                                                                                                                                                                                                                                                                                                                                                                                                                                                                                                                                                                                                                       |
|-----------------------------------------------------------------------------------------------------------------------------------------------------------------------------------------------------------------------------------------------------------|---------------------------------------------------------------------------------------------------------------------------------------------------------------------------------------------------------------------------------------------------------------------------------------------------------------------------------------------------------------------------------------------------------------------------------------------------------------------------------------------------------------------------------------------------------------------------------------------------------------------------------------------------------------------------------------|
| A initiates call to B and B answers<br>C issues a CciscoLineDevSpecificStartCallMonitoring with:<br>permLineId = B permLineId<br>mode = MonitorMode_Whisper_Coaching<br>tone = PlayToneDirection_RemoteOnly<br>C setup transfers the call to D, D answers | At B:<br>CONNECTED<br>devSpecific<br>type = CallAttribute_WhisperMonitorCall<br>dn = C, partition = C's Partition, deviceName = C's device<br>transactionId = xxxx,<br>tone = PlayToneDirection_RemoteOnly<br>At C:<br>ONHOLDPENDTRANSFER<br>Calling = C, Called = B/B's Name<br>Connected = ""/Whisper, Redirection = ""/Whisper,<br>Redirecting = ""/Whisper,<br>devSpecific<br>type = CallAttribute_WhisperMonitorCall_Target<br>dn = B, partition = B's Partition, deviceName = B's device<br>transactionId = xxxx,<br>tone = PlayToneDirection_RemoteOnly<br>CONNECTED<br>Calling = C, Called = D, Connected = D<br>At D:<br>CONNECTED<br>Calling = C, Called = D, Connected = C |

| Action                        | Events, Requests, and Responses                                                                                                                                                                                                                                                                                                                                                                                                                                                                                                                                                                                                                          |
|-------------------------------|----------------------------------------------------------------------------------------------------------------------------------------------------------------------------------------------------------------------------------------------------------------------------------------------------------------------------------------------------------------------------------------------------------------------------------------------------------------------------------------------------------------------------------------------------------------------------------------------------------------------------------------------------------|
| C complete transfers the call | <p>At B:</p> <p>CONNECTED</p> <p>devSpecific</p> <p>type = CallAttribute_WhisperMonitorCall</p> <p>dn = D, partition = D's Partition, deviceName = D's device</p> <p>transactionID = xxxx,</p> <p>tone = PlayToneDirection_RemoteOnly</p> <p>At C:</p> <p>IDLE</p> <p>IDLE</p> <p>At D:</p> <p>CONNECTED</p> <p>Calling = C, Called = D</p> <p>Connected = ""/Whisper, Redirection = ""/Whisper,</p> <p>Redirecting = ""/Whisper,</p> <p>devSpecific</p> <p>type = CallAttribute_WhisperMonitorCall_Target</p> <p>dn = B, partition = B's Partition, deviceName = B's device</p> <p>transactionId = xxxx,</p> <p>tone = PlayToneDirection_RemoteOnly</p> |

## Supervisor Conferences the Whisper Coaching Session to Another Supervisor

Additional Setup: Supervisor IP Phone D

**Table 142: Supervisor Conferences the Whisper Coaching Session to Another Supervisor**

| Action                                                                                                                                                                                                                                                                                    | Events, Requests, and Responses                                                                                                                                                                                                                                                                                                                                                                                                                                                                                                                                                                                                                                                                                                                                                                |
|-------------------------------------------------------------------------------------------------------------------------------------------------------------------------------------------------------------------------------------------------------------------------------------------|------------------------------------------------------------------------------------------------------------------------------------------------------------------------------------------------------------------------------------------------------------------------------------------------------------------------------------------------------------------------------------------------------------------------------------------------------------------------------------------------------------------------------------------------------------------------------------------------------------------------------------------------------------------------------------------------------------------------------------------------------------------------------------------------|
| <p>A initiates call to B and B answers</p> <p>C issues a CciscoLineDevSpecificStartCallMonitoring with:</p> <p>permLineId = B permLineId</p> <p>mode = MonitorMode_Whisper_Coaching</p> <p>tone = PlayToneDirection_RemoteOnly</p> <p>C setup conferences the call to D and D answers</p> | <p>At B:</p> <p>CONNECTED</p> <p>devSpecific</p> <p>type = CallAttribute_WhisperMonitorCall</p> <p>dn = C, partition = C's Partition, deviceName = C's device</p> <p>transactionId = xxxx,</p> <p>tone = PlayToneDirection_RemoteOnly</p> <p>At C:</p> <p>CONFERENCE</p> <p>ONHOLDPENDCONF</p> <p>Calling = C, Called = B/B's Name</p> <p>Connected = ""/Whisper, Redirection = ""/Whisper,</p> <p>Redirecting = ""/Whisper,</p> <p>devSpecific</p> <p>type = CallAttribute_WhisperMonitorCall_Target</p> <p>dn = B, partition = B's Partition, deviceName = B's device</p> <p>transactionId = xxxx,</p> <p>tone = PlayToneDirection_RemoteOnly</p> <p>CONNECTED</p> <p>Calling = C, Called = D, Connected = D</p> <p>At D:</p> <p>CONNECTED</p> <p>Calling = C, Called = D, Connected = C</p> |

| Action                          | Events, Requests, and Responses                                                                                                                                                                                                                                                                                                                                                                                                                                                                                                                                                                                                                                                                                                                                                                                |
|---------------------------------|----------------------------------------------------------------------------------------------------------------------------------------------------------------------------------------------------------------------------------------------------------------------------------------------------------------------------------------------------------------------------------------------------------------------------------------------------------------------------------------------------------------------------------------------------------------------------------------------------------------------------------------------------------------------------------------------------------------------------------------------------------------------------------------------------------------|
| C complete conferences the call | <p>At B:</p> <p>CONNECTED</p> <p>devSpecific</p> <p>type = CallAttribute_WhisperMonitorCall</p> <p>dn = CFB, partition = CFB Partition,</p> <p>deviceName = CFB device</p> <p>transactionID = xxxx,</p> <p>tone = PlayToneDirection_RemoteOnly</p> <p>At C:</p> <p>CONFERENCE</p> <p>Calling = C, Called = B/B's Name, Connected = CFB</p> <p>CONNECTED</p> <p>devSpecific</p> <p>type = CallAttribute_WhisperMonitorCall_Target</p> <p>dn = B, partition = B's Partition, deviceName = B's device</p> <p>transactionId = xxxx,</p> <p>tone = PlayToneDirection_RemoteOnly</p> <p>CONNECTED</p> <p>Calling = C, Called = D, Connected = D</p> <p>At D:</p> <p>CONFERENCE</p> <p>Calling = C, Called = D, Connected = D</p> <p>CONNECTED</p> <p>CONNECTED</p> <p>Calling = D, Called = CFB, Connected = CFB</p> |

| Action                                                                                                                                                     | Events, Requests, and Responses                                                                                                                                                                                                                                                                                                                                                                                                                           |
|------------------------------------------------------------------------------------------------------------------------------------------------------------|-----------------------------------------------------------------------------------------------------------------------------------------------------------------------------------------------------------------------------------------------------------------------------------------------------------------------------------------------------------------------------------------------------------------------------------------------------------|
| C drops the call                                                                                                                                           | At B:<br>CONNECTED<br>devSpecific<br>type = CallAttribute_WhisperMonitorCall<br>dn = D, partition = D's Partition, deviceName = D's device<br>transactionID = xxxx,<br>tone = PlayToneDirection_RemoteOnly<br>At C:<br>IDLE<br>IDLE<br>IDLE<br>At D:<br>CONNECTED<br>devSpecific<br>type = CallAttribute_WhisperMonitorCall<br>dn = B, partition = B's Partition, deviceName = B's device<br>transactionID = xxxx,<br>tone = PlayToneDirection_RemoteOnly |
| D issues a CiscoLineDevSpecificMonitoringUpdateMode with:<br>permLineId = B permLineId<br>mode = MonitorMode_Silent<br>tone = PlayToneDirection_RemoteOnly |                                                                                                                                                                                                                                                                                                                                                                                                                                                           |

## Application Initiates a Whisper Coaching Session Second Application on a Different Client Opens All Lines

Additional Setup: Supervisor IP Phone D

**Table 143: Application Initiates a Whisper Coaching Session, Second Application on a Different Client Opens All Lines**

| Action                                                                                                                                                                                                   | Events, Requests, and Responses                                                                                                                                                                                                                                                                                                                                                                                                                                                                                                                                                       |
|----------------------------------------------------------------------------------------------------------------------------------------------------------------------------------------------------------|---------------------------------------------------------------------------------------------------------------------------------------------------------------------------------------------------------------------------------------------------------------------------------------------------------------------------------------------------------------------------------------------------------------------------------------------------------------------------------------------------------------------------------------------------------------------------------------|
| A initiates Call to B, B answers<br>C issues a CciscoLineDevSpecificStartCallMonitoring with:<br>permLineId = B permLineId<br>mode = MonitorMode_Whisper_Coaching<br>tone = PlayToneDirection_RemoteOnly | At B (Application 1):<br>CONNECTED<br>devSpecific<br>type = CallAttribute_WhisperMonitorCall<br>dn = C, partition = C's Partition, deviceName = C's device<br>transactionId = xxxx,<br>tone = PlayToneDirection_RemoteOnly<br>At C (Application 1):<br>CONNECTED<br>Calling = C, Called = B/B's Name<br>Connected = ""/Whisper, Redirection = ""/Whisper,<br>Redirecting = ""/Whisper,<br>devSpecific<br>type = CallAttribute_WhisperMonitorCall_Target<br>dn = B, partition = B's Partition, deviceName = B's device<br>transactionId = xxxx,<br>tone = PlayToneDirection_RemoteOnly |

| Action                             | Events, Requests, and Responses                                                                                                                                                                                                                                                                                                                                                                                                                                                                                                                                                                                                                                                                                                                                                                                |
|------------------------------------|----------------------------------------------------------------------------------------------------------------------------------------------------------------------------------------------------------------------------------------------------------------------------------------------------------------------------------------------------------------------------------------------------------------------------------------------------------------------------------------------------------------------------------------------------------------------------------------------------------------------------------------------------------------------------------------------------------------------------------------------------------------------------------------------------------------|
| Second application opens all lines | <p>At B (Application 2):</p> <p>CONNECTED</p> <p>devSpecific</p> <p>CallAttributeBitMask = TSPCallAttribute_WhisperMonitorCall</p> <p>type = CallAttribute_WhisperMonitorCall</p> <p>dn = C, partition = C's Partition, deviceName = C's device</p> <p>transactionId = xxxx,</p> <p>tone = PlayToneDirection_RemoteOnly</p> <p>At C (Application 2):</p> <p>CONNECTED</p> <p>CallAttributeBitMask =</p> <p>TSPCallAttribute_WhisperMonitorCall_Target</p> <p>Calling = C, Called = B/B's Name</p> <p>Connected = ""/Whisper, Redirection = ""/Whisper,</p> <p>Redirecting = ""/Whisper,</p> <p>devSpecific</p> <p>type = CallAttribute_WhisperMonitorCall_Target</p> <p>dn = B, partition = B's Partition, deviceName = B's device</p> <p>transactionId = xxxx,</p> <p>tone = PlayToneDirection_RemoteOnly</p> |

## Secure R & M with Whisper Coaching Supports

- Overall security status of the monitoring call either silent or whisper must be same. See Secure monitoring use cases.
- Overall security status of the monitoring call must not change if monitor mode is updated either from silent to whisper or vice versa.

## Application Initiates a Secure Whisper Coaching Session

Additional Setup: All devices are secure

**Table 144: Application Initiates a Secure Whisper Coaching Session**

| Action                                                                                                                                                                                 | Events, Requests, and Responses                                                                                                                                                                                                                                                                                                                                                                                                                                                                                                                                                                                                                                                                                                                                                                                                                                                                                                                                                                                                                                                                                                                                        |
|----------------------------------------------------------------------------------------------------------------------------------------------------------------------------------------|------------------------------------------------------------------------------------------------------------------------------------------------------------------------------------------------------------------------------------------------------------------------------------------------------------------------------------------------------------------------------------------------------------------------------------------------------------------------------------------------------------------------------------------------------------------------------------------------------------------------------------------------------------------------------------------------------------------------------------------------------------------------------------------------------------------------------------------------------------------------------------------------------------------------------------------------------------------------------------------------------------------------------------------------------------------------------------------------------------------------------------------------------------------------|
| A initiates call to B and B answers                                                                                                                                                    | <p>At A:</p> <p>CONNECTED</p> <p>Calling = A, Called = B, Connected = B</p> <p>At B:</p> <p>CONNECTED</p> <p>Calling = A, Called = B, Connected = A</p>                                                                                                                                                                                                                                                                                                                                                                                                                                                                                                                                                                                                                                                                                                                                                                                                                                                                                                                                                                                                                |
| <p>C issues a CciscoLineDevSpecificStartCallMonitoring with:</p> <p>permLineId = B permLineId</p> <p>mode = MonitorMode_Whisper_Coaching</p> <p>tone = PlayToneDirection_LocalOnly</p> | <p>At B:</p> <p>LineDevSpecific(SLDST_START_CALL_MONITORING)</p> <p>CONNECTED</p> <p>devSpecific</p> <p>type = CallAttribute_WhisperMonitorCall</p> <p>dn = C, partition = C's Partition, deviceName = C's device</p> <p>transactionId = xxxx,</p> <p>tone = PlayToneDirection_RemoteOnly</p> <p>CallSecurityStatus = OverallCallSecurityStatus_Encrypted</p> <p><b>Note</b> Media events are not received at B and SRTP keys are not available.</p> <p>At C:</p> <p>LineDevSpecific (dwparam1 = DevSpecificData,</p> <p>dwparam2 = SLDST_SRTP_INFO, dwParam3 = MEDIA_ENCRYPT_KEYS_AVAILABLE)</p> <p>SRTP keys are available</p> <p>CONNECTED</p> <p>Calling = C, Called = B/B's Name</p> <p>Connected = ""/Whisper, Redirection = ""/Whisper,</p> <p>Redirecting = ""/Whisper,</p> <p>devSpecific</p> <p>type = CallAttribute_WhisperMonitorCall_Target</p> <p>dn = B, partition = B's Partition, deviceName = B's device</p> <p>transactionId = xxxx,</p> <p>tone = PlayToneDirection_RemoteOnly</p> <p>CallSecurityStatus = OverallCallSecurityStatus_Encrypted</p> <p>LineDevSpecific(SLDSMT_START_TRANSMISION)</p> <p>LineDevSpecific(SLDSMT_START_RECEPTION)</p> |

## Application Updates the Monitoring Mode on an Agent Call That Is on Hold

The application updates the monitoring mode on an agent call that is on hold as follows:

- 1 A initiates Call to B and B answers
- 2 C issues a `CciscoLineDevSpecificStartCallMonitoring` with:
  - `permLineId = B permLineId`
  - `mode = MonitorMode_Whisper_Coaching`
  - `tone = PlayToneDirection_RemoteOnly`
- 3 B puts the call on hold
- 4 C issues `CciscoLineDevSpecificMonitoringUpdateMode` with:
  - `mode = MonitorMode_Silent`
  - `tone = PlayToneDirection_RemoteOnly`
- 5 `LINE_REPLY` returns `LINEERR_INVALIDCALLSTATE`

## Application Initiates Whisper Coaching Where the Agent Is a SIP Device with Older Firmware Version That Does Not Support Media Mixing

The application initiates Whisper Coaching where the agent is a SIP device with older firmware version that does not support media mixing as follows:

- 1 A initiates Call to B and B answers
- 2 C issues a `CciscoLineDevSpecificStartCallMonitoring` with:
  - `permLineId = B permLineId`
  - `mode = MonitorMode_Whisper_Coaching`
  - `tone = PlayToneDirection_RemoteOnly`
- 3 `LINE_REPLY` returns `LINEERR_RESOURCEUNAVAIL`

## Application Updates the Monitoring Mode Where the Agent Is a SIP Device with Older Firmware Version That Does Not Support Media Mixing

The application updates the monitoring mode where the agent is a SIP device with older firmware version that does not support media mixing as follows:

- 1 A initiates Call to B and B answers
- 2 C issues a `CciscoLineDevSpecificStartCallMonitoring` with:
  - `permLineId = B permLineId`

- mode = MonitorMode\_Silent
  - tone = PlayToneDirection\_RemoteOnly
- 3 C issues a CciscoLineDevSpecificMonitoringUpdateMode with:
    - mode = MonitorMode\_Whisper\_Coaching
    - tone = PlayToneDirection\_RemoteOnly
  - 4 LINE\_REPLY returns LINEERR\_RESOURCEUNAVAIL

## Application Updates the Monitoring Mode on a Monitoring Call at the Supervisor That Is in a Conference

The application updates the monitoring mode on a monitoring call at the supervisor that is in a conference as follows:

- 1 A initiates Call to Band B answers
- 2 C issues a CciscoLineDevSpecificStartCallMonitoring with:
  - permLineId = B permLineId
  - mode = MonitorMode\_Silent
  - tone = PlayToneDirection\_RemoteOnly
- 3 C setups or completes the call to D and D answers.
- 4 C issues a CciscoLineDevSpecificMonitoringUpdateMode with:
  - mode = MonitorMode\_Whisper\_Coaching
  - tone = PlayToneDirection\_RemoteOnly
- 5 LINE\_REPLY returns LINEERR\_OPERATIONUNAVAIL

## Application Initiates Whisper Coaching on an Agent That Is Already Playing an Agent Greeting

The application initiates Whisper Coaching on a agent that already is playing an agent greeting as follows:

- 1 A initiates Call to Band B answers
- 2 B issues a CciscoLineDevSpecificStartSendMediaToBIBRequest with:
  - DN = IVR DN
  - timeout = 30
- 3 C issues a CciscoLineDevSpecificStartCallMonitoring with:
  - permLineId = B permLineId
  - mode = MonitorMode\_Whisper\_Coaching

- tone = PlayToneDirection\_RemoteOnly

4 LINE\_REPLY returns LINEERR\_RESOURCEUNAVAIL

## Application Initiates Agent Greeting on a Call That Already Has a Whisper Coaching Session

The application initiates Agent Greeting on a call that already has a Whisper Coaching session as follows:

- 1 A initiates Call to Band B answers
- 2 C issues a CciscoLineDevSpecificStartCallMonitoring with:
  - permLineId = B permLineId
  - mode = MonitorMode\_Whisper\_Coaching
  - tone = PlayToneDirection\_RemoteOnly
- 3 B issues a CCiscoLineDevSpecificStartSendMediaToBIBRequest with:
  - DN = IVR DN
  - timeout = 30
- 4 LINE\_REPLY returns LINEERR\_RESOURCEUNAVAIL





# Cisco Unified TAPI Interfaces

This appendix contains a listing of APIs that are supported and not supported.

- [Cisco Unified TAPI Version 2.1 Interfaces, page 1087](#)

## Cisco Unified TAPI Version 2.1 Interfaces

### Core Package

The following table lists each TAPI interface

Table 145: Compliance to TAPI 2.1

| API/Message/Structure | Cisco TAPI support | Comments |
|-----------------------|--------------------|----------|
| TAPI Line Functions   |                    |          |
| lineAccept            | Yes                |          |
| lineAddProvider       | Yes                |          |
| lineAddToConference   | Yes                |          |
| lineAnswer            | Yes                |          |
| lineBlindTransfer     | Yes                |          |
| lineCallbackFunc      | Yes                |          |
| lineClose             | Yes                |          |
| lineCompleteCall      | No                 |          |
| lineCompleteTransfer  | Yes                |          |

| API/Message/Structure   | Cisco TAPI support | Comments |
|-------------------------|--------------------|----------|
| lineConfigDialog        | No                 |          |
| lineConfigDialogEdit    | No                 |          |
| lineConfigProvider      | Yes                |          |
| lineDeallocateCall      | Yes                |          |
| lineDevSpecific         | Yes                |          |
| lineDevSpecificFeature  | Yes                |          |
| lineDial                | Yes                |          |
| lineDrop                | Yes                |          |
| lineForward             | Yes                |          |
| lineGatherDigits        | No                 |          |
| lineGenerateDigits      | Yes                |          |
| lineGenerateTone        | Yes                |          |
| lineGetAddressCaps      | Yes                |          |
| lineGetAddressID        | Yes                |          |
| lineGetAddressStatus    | Yes                |          |
| lineGetAppPriority      | No                 |          |
| lineGetCallInfo         | Yes                |          |
| lineGetCallStatus       | Yes                |          |
| lineGetConfRelatedCalls | Yes                |          |
| lineGetCountry          | No                 |          |
| lineGetDevCaps          | Yes                |          |
| lineGetDevConfig        | No                 |          |
| lineGetIcon             | No                 |          |
| lineGetID               | Yes                |          |

| API/Message/Structure        | Cisco TAPI support | Comments |
|------------------------------|--------------------|----------|
| lineGetLineDevStatus         | Yes                |          |
| lineGetMessage               | Yes                |          |
| lineGetNewCalls              | Yes                |          |
| lineGetNumRings              | Yes                |          |
| lineGetProviderList          | Yes                |          |
| lineGetRequest               | Yes                |          |
| lineGetStatusMessages        | Yes                |          |
| lineGetTranslateCaps         | Yes                |          |
| lineHandoff                  | Yes                |          |
| lineHold                     | Yes                |          |
| lineInitialize               | Yes                |          |
| lineInitializeEx             | Yes                |          |
| lineMakeCall                 | Yes                |          |
| lineMonitorDigits            | Yes                |          |
| lineMonitorMedia             | No                 |          |
| lineMonitorTones             | Yes                |          |
| lineNegotiateAPIVersion      | Yes                |          |
| lineNegotiateExtVersion      | Yes                |          |
| lineOpen                     | Yes                |          |
| linePark                     | Yes                |          |
| linePickup                   | No                 |          |
| linePrepareAddToConference   | Yes                |          |
| lineRedirect                 | Yes                |          |
| lineRegisterRequestRecipient | Yes                |          |

| API/Message/Structure       | Cisco TAPI support | Comments |
|-----------------------------|--------------------|----------|
| lineReleaseUserUserInfo     | No                 |          |
| lineRemoveFromConference    | No                 |          |
| lineRemoveProvider          | Yes                |          |
| lineSecureCall              | No                 |          |
| lineSendUserUserInfo        | No                 |          |
| lineSetAppPriority          | Yes                |          |
| lineSetAppSpecific          | No                 |          |
| lineSetCallData             | No                 |          |
| lineSetCallParams           | No                 |          |
| lineSetCallPrivilege        | Yes                |          |
| lineSetCallQualityOfService | No                 |          |
| lineSetCallTreatment        | No                 |          |
| lineSetCurrentLocation      | No                 |          |
| lineSetDevConfig            | No                 |          |
| lineSetLineDevStatus        | No                 |          |
| lineSetMediaControl         | No                 |          |
| lineSetMediaMode            | No                 |          |
| lineSetNumRings             | Yes                |          |
| lineSetStatusMessages       | Yes                |          |
| lineSetTerminal             | No                 |          |
| lineSetTollList             | Yes                |          |
| lineSetupConference         | Yes                |          |
| lineSetupTransfer           | Yes                |          |
| lineShutdown                | Yes                |          |

| API/Message/Structure   | Cisco TAPI support | Comments |
|-------------------------|--------------------|----------|
| lineSwapHold            | No                 |          |
| lineTranslateAddress    | Yes                |          |
| lineTranslateDialog     | Yes                |          |
| lineUncompleteCall      | No                 |          |
| lineUnhold              | Yes                |          |
| lineUnpark              | Yes                |          |
| TAPI Line Messages      |                    |          |
| LINE_ADDRESSSTATE       | Yes                |          |
| LINE_APPNEWCALL         | Yes                |          |
| LINE_CALLINFO           | Yes                |          |
| LINE_CALLSTATE          | Yes                |          |
| LINE_CLOSE              | Yes                |          |
| LINE_CREATE             | Yes                |          |
| LINE_DEVSPECIFIC        | Yes                |          |
| LINE_DEVSPECIFICFEATURE | Yes                |          |
| LINE_GATHERDIGITS       | Yes                |          |
| LINE_GENERATE           | Yes                |          |
| LINE_LINEDEVSTATE       | Yes                |          |
| LINE_MONITORDIGITS      | Yes                |          |
| LINE_MONITORMEDIA       | No                 |          |
| LINE_MONITORTONE        | Yes                |          |
| LINE_REMOVE             | Yes                |          |
| LINE_REPLY              | Yes                |          |
| LINE_REQUEST            | Yes                |          |

| API/Message/Structure     | Cisco TAPI support | Comments |
|---------------------------|--------------------|----------|
| TAPI Line Structures      |                    |          |
| LINEADDRESSCAPS           | Yes                |          |
| LINEADDRESSSTATUS         | Yes                |          |
| LINEAPPINFO               | Yes                |          |
| LINECALLINFO              | Yes                |          |
| LINECALLLIST              | Yes                |          |
| LINECALLPARAMS            | Yes                |          |
| LINECALLSTATUS            | Yes                |          |
| LINECALLTREATMENTENTRY    | No                 |          |
| LINECARDENTRY             | Yes                |          |
| LINECOUNTRYENTRY          | Yes                |          |
| LINECOUNTRYLIST           | Yes                |          |
| LINEDEVCAPS               | Yes                |          |
| LINEDEVSTATUS             | Yes                |          |
| LINEDIALPARAMS            | No                 |          |
| LINEEXTENSIONID           | Yes                |          |
| LINEFORWARD               | Yes                |          |
| LINEFORWARDLIST           | Yes                |          |
| LINEGENERATETONE          | Yes                |          |
| LINEINITIALIZEEXPARAMS    | Yes                |          |
| LINELOCATIONENTRY         | Yes                |          |
| LINEMEDIACONTROLCALLSTATE | No                 |          |
| LINEMEDIACONTROLDIGIT     | No                 |          |
| LINEMEDIACONTROLMEDIA     | No                 |          |

| API/Message/Structure | Cisco TAPI support | Comments |
|-----------------------|--------------------|----------|
| LINEMEDIACONTROLTONE  | No                 |          |
| LINEMESSAGE           | Yes                |          |
| LINEMONITORTONE       | Yes                |          |
| LINEPROVIDERENTRY     | Yes                |          |
| LINEPROVIDERLIST      | Yes                |          |
| LINEREQMEDIACALL      | No                 |          |
| LINEREQMAKECALL       | Yes                |          |
| LINETERMCAPS          | No                 |          |
| LINETRANSLATECAPS     | Yes                |          |
| LINETRANSLATEOUTPUT   | Yes                |          |
| TAPI Phone Functions  |                    |          |
| phoneCallbackFunc     | Yes                |          |
| phoneClose            | Yes                |          |
| phoneConfigDialog     | No                 |          |
| phoneDevSpecific      | Yes                |          |
| phoneGetButtonInfo    | No                 |          |
| phoneGetData          | No                 |          |
| phoneGetDevCaps       | Yes                |          |
| phoneGetDisplay       | Yes                |          |
| phoneGetGain          | No                 |          |
| phoneGetHookSwitch    | No                 |          |
| phoneGetIcon          | No                 |          |
| phoneGetID            | No                 |          |
| phoneGetLamp          | No                 |          |

| API/Message/Structure    | Cisco TAPI support | Comments |
|--------------------------|--------------------|----------|
| phoneGetMessage          | Yes                |          |
| phoneGetRing             | Yes                |          |
| phoneGetStatus           | No                 |          |
| phoneGetStatusMessages   | Yes                |          |
| phoneGetVolume           | No                 |          |
| phoneInitialize          | Yes                |          |
| phoneInitializeEx        | Yes                |          |
| phoneNegotiateAPIVersion | Yes                |          |
| phoneNegotiateExtVersion | No                 |          |
| phoneOpen                | Yes                |          |
| phoneSetButtonInfo       | No                 |          |
| phoneSetData             | No                 |          |
| phoneSetDisplay          | Yes                |          |
| phoneSetGain             | No                 |          |
| phoneSetHookSwitch       | No                 |          |
| phoneSetLamp             | No                 |          |
| phoneSetRing             | No                 |          |
| phoneSetStatusMessages   | Yes                |          |
| phoneSetVolume           | No                 |          |
| phoneShutdown            | Yes                |          |
| TAPI Phone Messages      |                    |          |
| PHONE_BUTTON             | Yes                |          |
| PHONE_CLOSE              | Yes                |          |
| PHONE_CREATE             | Yes                |          |

| API/Message/Structure             | Cisco TAPI support | Comments |
|-----------------------------------|--------------------|----------|
| PHONE_DEVSPECIFIC                 | No                 |          |
| PHONE_REMOVE                      | Yes                |          |
| PHONE_REPLY                       | Yes                |          |
| PHONE_STATE                       | Yes                |          |
| TAPI Phone Structures             |                    |          |
| PHONEBUTTONINFO                   | No                 |          |
| PHONECAPS                         | Yes                |          |
| PHONEEXTENSIONID                  | No                 |          |
| PHONEINITIALIZEEXPARAMS           | Yes                |          |
| PHONEMESSAGE                      | Yes                |          |
| PHONESTATUS                       | No                 |          |
| VARSTRING                         | Yes                |          |
| TAPI Assisted Telephony Functions |                    |          |
| tapiRequestDrop                   | No                 |          |
| tapiRequestMediaCall              | No                 |          |
| TAPI Call Center Functions        |                    |          |
| lineAgentSpecific                 | No                 |          |
| lineGetAgentActivityList          | No                 |          |
| lineGetAgentCaps                  | No                 |          |
| lineGetAgentGroupList             | No                 |          |
| lineGetAgentStatus                | No                 |          |
| lineProxyMessage                  | No                 |          |
| lineProxyResponse                 | No                 |          |
| lineSetAgentActivity              | No                 |          |

| API/Message/Structure       | Cisco TAPI support | Comments |
|-----------------------------|--------------------|----------|
| lineSetAgentGroup           | No                 |          |
| lineSetAgentState           | No                 |          |
| TAPI Call Center Messages   |                    |          |
| LINE_AGENTSPECIFIC          | No                 |          |
| LINE_AGENTSTATUS            | No                 |          |
| LINE_PROXYREQUEST           | No                 |          |
| TAPI Call Center Structures |                    |          |
| LINEAGENTACTIVITYENTRY      | No                 |          |
| LINEAGENTACTIVITYLIST       | No                 |          |
| LINEAGENTCAPS               | No                 |          |
| LINEAGENTGROUPEENTRY        | No                 |          |
| LINEAGENTGROUPLIST          | No                 |          |
| LINEAGENTSTATUS             | No                 |          |
| LINEPROXYREQUEST            | No                 |          |
| Wave Functions              |                    |          |
| waveInAddBuffer             | Yes                |          |
| waveInClose                 | Yes                |          |
| waveInGetDevCaps            | No                 |          |
| waveInGetErrorText          | No                 |          |
| waveInGetID                 | Yes                |          |
| waveInGetNumDevs            | No                 |          |
| waveInGetPosition           | Yes                |          |
| waveInMessage               | No                 |          |
| waveInOpen                  | Yes                |          |

| API/Message/Structure  | Cisco TAPI support | Comments |
|------------------------|--------------------|----------|
| waveInPrepareHeader    | Yes                |          |
| waveInProc             | No                 |          |
| waveInReset            | Yes                |          |
| waveInStart            | Yes                |          |
| waveInStop             | No                 |          |
| waveInUnprepareHeader  | Yes                |          |
| waveOutBreakLoop       | No                 |          |
| waveOutClose           | Yes                |          |
| waveOutGetDevCaps      | Yes                |          |
| waveOutGetErrorText    | No                 |          |
| waveOutGetID           | Yes                |          |
| waveOutGetNumDevs      | No                 |          |
| waveOutGetPitch        | No                 |          |
| waveOutGetPlaybackRate | No                 |          |
| waveOutGetPosition     | No                 |          |
| waveOutGetVolume       | No                 |          |
| waveOutMessage         | No                 |          |
| waveOutOpen            | Yes                |          |
| waveOutPause           | No                 |          |
| waveOutPrepareHeader   | Yes                |          |
| waveOutProc            | No                 |          |
| waveOutReset           | Yes                |          |
| waveOutRestart         | No                 |          |
| waveOutSetPitch        | No                 |          |

| API/Message/Structure  | Cisco TAPI support | Comments |
|------------------------|--------------------|----------|
| waveOutSetPlaybackRate | No                 |          |
| waveOutSetVolume       | No                 |          |
| waveOutUnprepareHeader | Yes                |          |
| waveOutWrite           | Yes                |          |



## APPENDIX

# C

## Troubleshooting Cisco Unified TAPI

---

This appendix contains information about troubleshooting Cisco Unified Communication manager. It contains the following sections:

- [TSP Trace of Internal Messages, page 1099](#)
- [TSP Operation Verification, page 1100](#)
- [Version Compatibility, page 1100](#)
- [Cisco TSP Readme, page 1100](#)
- [Unsupported CTI Events for SIP Phones, page 1100](#)

## TSP Trace of Internal Messages

### Procedure

---

- Step 1** Choose **Start > Settings > Control Panel** and select **Phone and Modem Options**.
- Step 2** Click **Advanced** tab and select the **CiscoTSP 0xx** and click **Configure** button.
- Step 3** Click **Trace** tab. Select **Trace On** check box and select **1. TSP Trace** to trace the TSP internal messages. Select **Error** to just log errors in the TSP Select **Detailed** to log internal messages for debugging purposes. Select **2. CTI Trace** to trace the messages sent between CTI and TSP. Select **3. TSPI Trace** to trace the requests and events that are sent between TSP and TAPI.
- Step 4** Set up a Directory that is the path for the trace log. For example, c:\Temp No. of Files: Setting this to a value greater than or equal to 1 enables rolling log files. For example, a value of 10 will cause up to 10 log files to be used in a cyclic fashion. Max lines/file: specifies the maximum number of trace statements that will be written to each log file. For example, a value of 1000 will cause up to 1000 trace statements to be written to each log file.
-

## TSP Operation Verification

To verify the TSP operation on the machine where the TSP is installed, use the Microsoft Windows Phone Dialer Application. Find this application in the C:\Program Files\Windows NT directory under the name dialer.exe. When the program is run, a dialog box displays that asks which line and address the user wants to use to connect. If there are no lines in the Line drop down list, then a problem may exist between the TSP and the Cisco Unified Communications Manager. If lines are available, choose one of the lines, keep the Address set to zero (0) and click **OK**. Enter a Number to dial, and a call should be placed to that number. If call is successful, you know that the TSP is operational on the machine where the TSP is installed. If problems are encountered with installation and setup of Remote TSP, this test represents a good way to verify whether the TSP is operating properly and that the problem is with the configuration and setup of Remote TSP.

## Version Compatibility

Cisco recommends that the TSP client should always use the plug-in that is downloaded from corresponding Cisco Unified Communications Manager server.

## Cisco TSP Readme

The Cisco Unified Communications Manager TSP readme file is copied to the client PC when TSP plug-in is installed.

## Unsupported CTI Events for SIP Phones

The following CTI events are not generated for SIP phones. Third party applications that expect these call events should use SCCP phones:

- CallOpenLogicalChannelEvent
- CallRingEvent
- DeviceLampModeChangedEvent
- DeviceModeChangedEvent
- DeviceDisplayChangedEvent
- DeviceFeatureButtonPressedEvent
- DeviceKeyPressedEvent
- DeviceLampModeChangedEvent
- DeviceRingModeChangedEvent



## APPENDIX

# D

## Cisco Unified TAPI Operations-by-Release

- [Cisco Unified TAPI Operations-by-Release, page 1101](#)

## Cisco Unified TAPI Operations-by-Release

The following tables list new, changed, and “under consideration or review” features for Cisco Unified TAPI by Cisco Unified Communications Manager release.

- API Interfaces
- TAPI Line Functions
- TAPI Line Messages
- TAPI Line Structures
- TAPI Phone Functions
- TAPI Phone Messages
- TAPI Phone Structures

Table legend:

s: supported, N: not supported, M: Modified, UCR: Under Consideration or Review.

**Table 146: API Interfaces**

| TSP Features                                     | 3.1 | 3.2 | 3.3 | 4.0 | 4.1 | 4.2 | 4.3 | 5.0 | 5.1 | 6.0 | 6.1 | 7.0 | 7.12 | 7.13 | 8.0 | 8.5 | 8.6 | 9.0 | 9.1 | 10.0 |
|--------------------------------------------------|-----|-----|-----|-----|-----|-----|-----|-----|-----|-----|-----|-----|------|------|-----|-----|-----|-----|-----|------|
| CTI Manager and Support for fault tolerance      | s   | s   | s   | s   | s   | s   | s   | s   | s   | s   | s   | s   | s    | s    | s   | s   | s   | s   | s   | s    |
| Support for Cisco CallManager Extension Mobility | s   | s   | s   | s   | s   | s   | s   | s   | s   | s   | s   | s   | s    | s    | s   | s   | s   | s   | s   | s    |

| TSP Features                                                                                                  | 3.1 | 3.2 | 3.3 | 4.0 | 4.1 | 4.2 | 4.3 | 5.0 | 5.1 | 6.0 | 6.1 | 7.0 | 7.12 | 7.13 | 8.0 | 8.5 | 8.6 | 9.0 | 9.1 | 10.0 |
|---------------------------------------------------------------------------------------------------------------|-----|-----|-----|-----|-----|-----|-----|-----|-----|-----|-----|-----|------|------|-----|-----|-----|-----|-----|------|
| Support for Multiple CiscoTSP                                                                                 | S   | S   | S   | S   | S   | S   | S   | S   | S   | S   | S   | S   | S    | S    | S   | S   | S   | S   | S   | S    |
| (Redirect Support for) Blind Transfer                                                                         | S   | S   | S   | M   | S   | S   | S   | S   | S   | S   | S   | S   | S    | S    | S   | S   | S   | S   | S   | S    |
| Support for swap hold and setup transfer with the lineDevSpecific() function                                  | S   | S   | S   | S   | S   | S   | S   | S   | S   | S   | S   | S   | S    | S    | S   | S   | S   | S   | S   | S    |
| Support for lineForward()                                                                                     | S   | S   | S   | S   | S   | S   | S   | S   | S   | S   | S   | S   | S    | S    | S   | S   | S   | S   | S   | S    |
| Support to Reset the Original Called Party upon Redirect with the lineDevSpecific function                    | S   | S   | S   | S   | S   | S   | S   | S   | S   | S   | S   | S   | S    | S    | S   | S   | S   | S   | S   | S    |
| Support to Set the Original Called Party upon Redirect with the lineDevSpecific function                      | N   | N   | N   | S   | S   | S   | S   | S   | S   | S   | S   | S   | S    | S    | S   | S   | S   | S   | S   | S    |
| Line In-Service or Out-of-Service                                                                             | M   | S   | S   | S   | S   | S   | S   | S   | S   | S   | S   | S   | S    | S    | S   | S   | S   | S   | S   | S    |
| Support for multiple languages in the CiscoTSP installation program and in the CiscoTSP configuration dialogs | N   | S   | S   | S   | S   | S   | S   | S   | S   | S   | S   | S   | S    | S    | S   | S   | S   | S   | S   | S    |
| User Deletion from Directory                                                                                  | N   | N   | M   | S   | S   | S   | S   | S   | S   | S   | S   | S   | S    | S    | S   | S   | S   | S   | S   | S    |
| Opening Two Lines on One CTI Port Device                                                                      | N   | N   | S   | S   | S   | S   | S   | S   | S   | S   | S   | S   | S    | S    | S   | S   | S   | S   | S   | S    |
| Support for linePark and lineUnpark                                                                           | N   | N   | S   | S   | S   | S   | S   | S   | S   | S   | S   | S   | S    | S    | S   | S   | S   | S   | S   | S    |
| Support for monitoring Call Park Directory Numbers using lineOpen                                             | N   | N   | S   | S   | S   | S   | S   | S   | S   | S   | S   | S   | S    | S    | S   | S   | S   | S   | S   | S    |
| Call Reason Enhancements                                                                                      | N   | N   | M   | S   | S   | S   | S   | S   | S   | S   | S   | S   | S    | S    | S   | S   | S   | S   | S   | S    |

| <b>TSP Features</b>                 | <b>3.1</b> | <b>3.2</b> | <b>3.3</b> | <b>4.0</b> | <b>4.1</b> | <b>4.2</b> | <b>4.3</b> | <b>5.0</b> | <b>5.1</b> | <b>6.0</b> | <b>6.1</b> | <b>7.0</b> | <b>7.12</b> | <b>7.13</b> | <b>8.0</b> | <b>8.5</b> | <b>8.6</b> | <b>9.0</b> | <b>9.1</b> | <b>10.0</b> |
|-------------------------------------|------------|------------|------------|------------|------------|------------|------------|------------|------------|------------|------------|------------|-------------|-------------|------------|------------|------------|------------|------------|-------------|
| Device Data Passthrough             | N          | N          | s          | s          | s          | s          | s          | s          | s          | s          | s          | s          | s           | s           | s          | s          | s          | s          | s          | s           |
| CiscoTSP Auto Update                | N          | N          | N          | s          | s          | s          | s          | s          | s          | s          | s          | s          | s           | s           | s          | s          | s          | s          | s          | s           |
| Multiple Calls per Line Appearance  | N          | N          | N          | s          | s          | s          | s          | s          | s          | s          | s          | s          | s           | s           | s          | s          | s          | s          | s          | s           |
| Shared Line Appearance              | N          | N          | N          | s          | s          | s          | s          | s          | s          | s          | s          | s          | s           | s           | s          | s          | s          | s          | s          | s           |
| Select Calls                        | N          | N          | N          | s          | s          | s          | s          | s          | s          | s          | s          | s          | s           | s           | s          | s          | s          | s          | s          | s           |
| Transfer Changes                    | N          | N          | N          | M          | s          | s          | s          | s          | s          | s          | s          | s          | s           | s           | s          | s          | s          | s          | s          | s           |
| Direct Transfer                     | N          | N          | N          | s          | s          | s          | s          | s          | s          | s          | s          | s          | s           | s           | s          | s          | s          | s          | s          | s           |
| Conference Changes                  | N          | N          | N          | M          | s          | s          | s          | s          | s          | s          | s          | s          | s           | s           | s          | s          | s          | s          | s          | s           |
| Join                                | N          | N          | N          | s          | s          | s          | s          | s          | s          | s          | s          | s          | s           | s           | s          | s          | s          | s          | s          | s           |
| Privacy Release                     | N          | N          | N          | s          | s          | s          | s          | s          | s          | s          | s          | s          | s           | s           | s          | s          | s          | s          | s          | s           |
| Barge and cBarge                    | N          | N          | N          | s          | s          | s          | s          | s          | s          | s          | s          | s          | s           | s           | s          | s          | s          | s          | s          | s           |
| Dynamic Port Registration           | N          | N          | N          | s          | s          | s          | s          | s          | s          | s          | s          | s          | s           | s           | s          | s          | s          | s          | s          | s           |
| Media Termination at Route Points   | N          | N          | N          | s          | s          | s          | s          | s          | s          | s          | s          | s          | s           | s           | s          | s          | s          | s          | s          | s           |
| QoS support                         | N          | N          | N          | s          | s          | s          | s          | s          | s          | s          | s          | s          | s           | s           | s          | s          | s          | s          | s          | s           |
| Support for Presentation Indication | N          | N          | N          | s          | s          | s          | s          | s          | M          | s          | s          | s          | s           | s           | s          | s          | s          | s          | s          | s           |
| Windows 2003 Support                | N          | N          | N          | N          | s          | s          | s          | s          | s          | s          | s          | s          | s           | s           | s          | s          | s          | s          | s          | s           |
| Unicode Support                     | N          | N          | N          | N          | N          | N          | N          | s          | s          | s          | s          | s          | s           | s           | s          | s          | s          | s          | s          | s           |
| SRTP support                        | N          | N          | N          | N          | N          | N          | N          | N          | s          | s          | s          | s          | s           | s           | s          | s          | s          | s          | s          | s           |
| Partition Support                   | N          | N          | N          | N          | N          | N          | N          | N          | s          | s          | s          | s          | s           | s           | s          | s          | s          | s          | s          | s           |
| SuperProvider Functionality         | N          | N          | N          | N          | N          | N          | N          | N          | s          | s          | s          | s          | s           | s           | s          | s          | s          | s          | s          | s           |
| Security (TLS) support              | N          | N          | N          | N          | N          | N          | N          | N          | s          | s          | s          | s          | s           | s           | s          | s          | s          | s          | s          | s           |
| FAC/CMC Support                     | N          | N          | N          | N          | s          | s          | s          | s          | s          | s          | s          | s          | s           | s           | s          | s          | s          | s          | s          | s           |

| TSP Features                                                         | 3.1 | 3.2 | 3.3 | 4.0 | 4.1 | 4.2 | 4.3 | 5.0 | 5.1 | 6.0 | 6.1 | 7.0 | 7.12 | 7.13 | 8.0 | 8.5 | 8.6 | 9.0 | 9.1 | 10.0 |
|----------------------------------------------------------------------|-----|-----|-----|-----|-----|-----|-----|-----|-----|-----|-----|-----|------|------|-----|-----|-----|-----|-----|------|
| CTI Port Third Party Monitoring                                      | N   | N   | N   | N   | s   | s   | s   | s   | s   | s   | s   | s   | s    | s    | s   | s   | s   | s   | s   | s    |
| Alternate Script Support                                             | N   | N   | N   | N   | N   | N   | N   | N   | s   | s   | s   | s   | s    | s    | s   | s   | s   | s   | s   | s    |
| SIP Features Refer/Replaces                                          | N   | N   | N   | N   | N   | N   | N   | N   | s   | s   | s   | s   | s    | s    | s   | s   | s   | s   | s   | s    |
| SIP URI                                                              | N   | N   | N   | N   | N   | N   | N   | N   | s   | s   | s   | s   | s    | s    | s   | s   | s   | s   | s   | s    |
| SIP phone support                                                    | N   | N   | N   | N   | N   | N   | N   | N   | s   | s   | s   | s   | s    | s    | s   | s   | s   | s   | s   | s    |
| Change Notification of SupetProvider and CallParkDN Monitoring flags | N   | N   | N   | N   | N   | N   | N   | N   | s   | s   | s   | s   | s    | s    | s   | s   | s   | s   | s   | s    |
| 3XX                                                                  | N   | N   | N   | N   | N   | N   | N   | N   | s   | s   | s   | s   | s    | s    | s   | s   | s   | s   | s   | s    |
| Intercom Support                                                     | N   | N   | N   | N   | N   | N   | N   | N   | N   | s   | s   | s   | s    | s    | s   | s   | s   | s   | s   | s    |
| Secure Conferencing Support                                          | N   | N   | N   | N   | N   | N   | N   | N   | N   | s   | s   | s   | s    | s    | s   | s   | s   | s   | s   | s    |
| Monitoring & Recording                                               | N   | N   | N   | N   | N   | N   | N   | N   | N   | s   | s   | s   | s    | s    | s   | s   | s   | s   | s   | s    |
| Arabic and Hebrew Language Support                                   | N   | N   | N   | N   | N   | N   | N   | N   | N   | s   | s   | s   | s    | s    | s   | s   | s   | s   | s   | s    |
| Do-Not-Disturb Support                                               | N   | N   | N   | N   | N   | N   | N   | N   | N   | s   | s   | s   | s    | s    | s   | s   | s   | s   | s   | s    |
| Conference Enhancement                                               | N   | N   | N   | N   | N   | s   | s   | N   | N   | s   | s   | s   | s    | s    | s   | s   | s   | s   | s   | s    |
| Join AcrossLine (SCCP)                                               | N   | N   | N   | N   | N   | N   | N   | s   | s   | N   | s   | s   | s    | s    | s   | s   | s   | s   | s   | s    |
| Join AcrossLine (SIP)                                                | N   | N   | N   | N   | N   | N   | N   | N   | N   | N   | N   | s   | s    | s    | s   | s   | s   | s   | s   | s    |
| Locale Infrastructure Enhancement                                    | N   | N   | N   | N   | N   | N   | N   | N   | N   | N   | N   | s   | s    | s    | s   | s   | s   | s   | s   | s    |
| Do-Not-Disturb Rejection                                             | N   | N   | N   | N   | N   | N   | N   | N   | N   | N   | N   | s   | s    | s    | s   | s   | s   | s   | s   | s    |
| Call Party Normalization                                             | N   | N   | N   | N   | N   | N   | N   | N   | N   | N   | N   | s   | s    | s    | s   | s   | s   | s   | s   | s    |
| Click-To-Conference                                                  | N   | N   | N   | N   | N   | N   | N   | N   | N   | N   | N   | s   | s    | s    | s   | s   | s   | s   | s   | s    |
| IPv6 Support on Linux                                                | N   | N   | N   | N   | N   | N   | N   | N   | N   | N   | N   | N   | s    | s    | s   | s   | s   | s   | s   | s    |

| <b>TSP Features</b>                                                                                                                                                                 | <b>3.1</b> | <b>3.2</b> | <b>3.3</b> | <b>4.0</b> | <b>4.1</b> | <b>4.2</b> | <b>4.3</b> | <b>5.0</b> | <b>5.1</b> | <b>6.0</b> | <b>6.1</b> | <b>7.0</b> | <b>7.12</b> | <b>7.13</b> | <b>8.0</b> | <b>8.5</b> | <b>8.6</b> | <b>9.0</b> | <b>9.1</b> | <b>10.0</b> |
|-------------------------------------------------------------------------------------------------------------------------------------------------------------------------------------|------------|------------|------------|------------|------------|------------|------------|------------|------------|------------|------------|------------|-------------|-------------|------------|------------|------------|------------|------------|-------------|
| Windows Vista Support                                                                                                                                                               | N          | N          | N          | N          | N          | s          | s          | N          | s          | N          | s          | s          | s           | s           | s          | s          | s          | s          | s          | s           |
| Enhanced MWI                                                                                                                                                                        | N          | N          | N          | N          | N          | N          | N          | N          | N          | N          | N          | N          | s           | s           | s          | s          | s          | s          | s          | s           |
| Direct Transfer Across Lines                                                                                                                                                        | N          | N          | N          | N          | N          | N          | N          | N          | N          | N          | N          | N          | s           | s           | s          | s          | s          | s          | s          | s           |
| Support for > 100DNs                                                                                                                                                                | N          | N          | N          | N          | N          | N          | N          | N          | N          | N          | N          | N          | s           | s           | s          | s          | s          | s          | s          | s           |
| Swap/Cancel support on Cisco Unified IP Phone 8900 and 9900 Series                                                                                                                  | N          | N          | N          | N          | N          | N          | N          | N          | N          | N          | N          | N          | s           | s           | s          | s          | s          | s          | s          | s           |
| Drop Any Party                                                                                                                                                                      | N          | N          | N          | N          | N          | N          | N          | N          | N          | N          | N          | N          | s           | s           | s          | s          | s          | s          | s          | s           |
| Park Reversion                                                                                                                                                                      | N          | N          | N          | N          | N          | N          | N          | N          | N          | N          | N          | N          | s           | s           | s          | s          | s          | s          | s          | s           |
| Conditional Reset                                                                                                                                                                   | N          | N          | N          | N          | N          | N          | N          | N          | N          | N          | N          | N          | s           | s           | s          | s          | s          | s          | s          | s           |
| Logical Partition                                                                                                                                                                   | N          | N          | N          | N          | N          | N          | N          | N          | N          | N          | N          | N          | s           | s           | s          | s          | s          | s          | s          | s           |
| Assisted DPark                                                                                                                                                                      | N          | N          | N          | N          | N          | N          | N          | N          | N          | N          | N          | N          | s           | s           | s          | s          | s          | s          | s          | s           |
| Cisco Unified IP Phone 6900 Series Support                                                                                                                                          | N          | N          | N          | N          | N          | N          | N          | N          | N          | N          | N          | N          | s           | s           | s          | s          | s          | s          | s          | s           |
| Device State Server                                                                                                                                                                 | N          | N          | N          | N          | N          | N          | N          | N          | N          | N          | N          | N          | s           | s           | s          | s          | s          | s          | s          | s           |
| Exposing Busy Trigger / Line Number / Voice Mail Pilot / Line Label / New call outbound rollover/<br>Consult call rollover/JAL/DTAL flag and IP address (IPv4 & IPv6) of the device | N          | N          | N          | N          | N          | N          | N          | N          | N          | N          | N          | N          | N           | s           | s          | s          | s          | s          | s          | s           |
| Hunt List Support                                                                                                                                                                   | N          | N          | N          | N          | N          | N          | N          | N          | N          | N          | N          | N          | N           | N           | s          | s          | s          | s          | s          | s           |
| Call Intercept Support                                                                                                                                                              | N          | N          | N          | N          | N          | N          | N          | N          | N          | N          | N          | N          | N           | N           | s          | s          | s          | s          | s          | s           |
| External Call Control (ECC) Support                                                                                                                                                 | N          | N          | N          | N          | N          | N          | N          | N          | N          | N          | N          | N          | N           | N           | s          | s          | s          | s          | s          | s           |
| Call Control Discover (CCD) Support                                                                                                                                                 | N          | N          | N          | N          | N          | N          | N          | N          | N          | N          | N          | N          | N           | N           | s          | s          | s          | s          | s          | s           |

| <b>TSP Features</b>                                    | <b>3.1</b> | <b>3.2</b> | <b>3.3</b> | <b>4.0</b> | <b>4.1</b> | <b>4.2</b> | <b>4.3</b> | <b>5.0</b> | <b>5.1</b> | <b>6.0</b> | <b>6.1</b> | <b>7.0</b> | <b>7.12</b> | <b>7.13</b> | <b>8.0</b> | <b>8.5</b> | <b>8.6</b> | <b>9.0</b> | <b>9.1</b> | <b>10.0</b> |
|--------------------------------------------------------|------------|------------|------------|------------|------------|------------|------------|------------|------------|------------|------------|------------|-------------|-------------|------------|------------|------------|------------|------------|-------------|
| Extension Mobility Cross Cluster (EMCC) Support        | N          | N          | N          | N          | N          | N          | N          | N          | N          | N          | N          | N          | N           | N           | s          | s          | s          | s          | s          | s           |
| Call Pickup Support                                    | N          | N          | N          | N          | N          | N          | N          | N          | N          | N          | N          | N          | N           | N           | s          | s          | s          | s          | s          | s           |
| End-To-End Call Tracing                                | N          | N          | N          | N          | N          | N          | N          | N          | N          | N          | N          | N          | N           | N           | s          | s          | s          | s          | s          | s           |
| Secure Monitoring Support                              | N          | N          | N          | N          | N          | N          | N          | N          | N          | N          | N          | N          | N           | N           | s          | s          | s          | s          | s          | s           |
| Unified B2B link support                               | N          | N          | N          | N          | N          | N          | N          | N          | N          | N          | N          | N          | N           | N           | s          | s          | s          | s          | s          | s           |
| iSAC Codec Support                                     | N          | N          | N          | N          | N          | N          | N          | N          | N          | N          | N          | N          | N           | N           | s          | s          | s          | s          | s          | s           |
| New TSP Client with remote silent installation         | N          | N          | N          | N          | N          | N          | N          | N          | N          | N          | N          | N          | N           | N           | s          | s          | s          | s          | s          | s           |
| New Cisco TSP Wave Driver (Cisco RTP Library)          | N          | N          | N          | N          | N          | N          | N          | N          | N          | N          | N          | N          | N           | N           | s          | s          | s          | s          | s          | s           |
| Agent Greeting                                         | N          | N          | N          | N          | N          | N          | N          | N          | N          | N          | N          | N          | N           | N           | N          | s          | s          | s          | s          | s           |
| Agent Zip Tone                                         | N          | N          | N          | N          | N          | N          | N          | N          | N          | N          | N          | N          | N           | N           | N          | s          | s          | s          | s          | s           |
| Early Offer                                            | N          | N          | N          | N          | N          | N          | N          | N          | N          | N          | N          | N          | N           | N           | N          | s          | s          | s          | s          | s           |
| Extension Mobility Memory Optimization                 | N          | N          | N          | N          | N          | N          | N          | N          | N          | N          | N          | N          | N           | N           | N          | s          | s          | s          | s          | s           |
| Other-Device State Notification                        | N          | N          | N          | N          | N          | N          | N          | N          | N          | N          | N          | N          | N           | N           | N          | s          | s          | s          | s          | s           |
| Energy Wise                                            | N          | N          | N          | N          | N          | N          | N          | N          | N          | N          | N          | N          | N           | N           | N          | N          | s          | s          | s          | s           |
| Whisper Coaching                                       | N          | N          | N          | N          | N          | N          | N          | N          | N          | N          | N          | N          | N           | N           | N          | N          | s          | s          | s          | s           |
| FIPS Compliant (UCR 2008 support)                      | N          | N          | N          | N          | N          | N          | N          | N          | N          | N          | N          | N          | N           | N           | N          | N          | s          | s          | s          | s           |
| Password Expiry and Account Lockout (UCR 2008 support) | N          | N          | N          | N          | N          | N          | N          | N          | N          | N          | N          | N          | N           | N           | N          | N          | s          | s          | s          | s           |
| Support for Codian SIP MCU                             | N          | N          | N          | N          | N          | N          | N          | N          | N          | N          | N          | N          | N           | N           | N          | N          | s          | s          | s          | s           |
| TSP Native 64Bit support                               | N          | N          | N          | N          | N          | N          | N          | N          | N          | N          | N          | N          | N           | N           | N          | s          | s          | s          | s          | s           |

| <b>TSP Features</b>                                         | <b>3.1</b> | <b>3.2</b> | <b>3.3</b> | <b>4.0</b> | <b>4.1</b> | <b>4.2</b> | <b>4.3</b> | <b>5.0</b> | <b>5.1</b> | <b>6.0</b> | <b>6.1</b> | <b>7.0</b> | <b>7.12</b> | <b>7.13</b> | <b>8.0</b> | <b>8.5</b> | <b>8.6</b> | <b>9.0</b> | <b>9.1</b> | <b>10.0</b> |
|-------------------------------------------------------------|------------|------------|------------|------------|------------|------------|------------|------------|------------|------------|------------|------------|-------------|-------------|------------|------------|------------|------------|------------|-------------|
| TSP Native 64Bit SRTP support                               | N          | N          | N          | N          | N          | N          | N          | N          | N          | N          | N          | N          | N           | N           | N          | N          | s          | s          | s          | s           |
| Support for multiple calls per line on RTLite Phones        | N          | N          | N          | N          | N          | N          | N          | N          | N          | N          | N          | N          | N           | N           | N          | N          | s          | s          | s          | s           |
| Single Sign On                                              | N          | N          | N          | N          | N          | N          | N          | N          | N          | N          | N          | N          | N           | N           | N          | N          | N          | N          | N          | s           |
| URI Dialing                                                 | N          | N          | N          | N          | N          | N          | N          | N          | N          | N          | N          | N          | N           | N           | N          | N          | N          | s          | s          | s           |
| Recording Enhancement (Device Based Recording)              | N          | N          | N          | N          | N          | N          | N          | N          | N          | N          | N          | N          | N           | N           | N          | N          | N          | s          | s          | s           |
| Hunt Pilot Connected Number                                 | N          | N          | N          | N          | N          | N          | N          | N          | N          | N          | N          | N          | N           | N           | N          | N          | N          | s          | s          | s           |
| Native Queuing                                              | N          | N          | N          | N          | N          | N          | N          | N          | N          | N          | N          | N          | N           | N           | N          | N          | N          | s          | s          | s           |
| CIUS Session Persistency                                    | N          | N          | N          | N          | N          | N          | N          | N          | N          | N          | N          | N          | N           | N           | N          | N          | N          | s          | s          | s           |
| CTI Remote Device (Cisco Extend & Connect)                  | N          | N          | N          | N          | N          | N          | N          | N          | N          | N          | N          | N          | N           | N           | N          | N          | N          | s          | s          | s           |
| CTI Remote Device - Extend Mode for CSF Removed             | N          | N          | N          | N          | N          | N          | N          | N          | N          | N          | N          | N          | N           | N           | N          | N          | N          | N          | s          | s           |
| CTI Remote Device - ADR (Application Dial Rule) Support     | N          | N          | N          | N          | N          | N          | N          | N          | N          | N          | N          | N          | N           | N           | N          | N          | N          | N          | s          | s           |
| CTI Remote Device - Remote Destination Reachability Support | N          | N          | N          | N          | N          | N          | N          | N          | N          | N          | N          | N          | N           | N           | N          | N          | N          | N          | s          | s           |
| CTI Remote Device - DTMF Support                            | N          | N          | N          | N          | N          | N          | N          | N          | N          | N          | N          | N          | N           | N           | N          | N          | N          | N          | s          | s           |
| CTI Remote Device -Persistent Call                          | N          | N          | N          | N          | N          | N          | N          | N          | N          | N          | N          | N          | N           | N           | N          | N          | N          | N          | N          | s           |
| CTI Remote Device -Announcement Call                        | N          | N          | N          | N          | N          | N          | N          | N          | N          | N          | N          | N          | N           | N           | N          | N          | N          | N          | N          | s           |

| TSP Features                                               | 3.1 | 3.2 | 3.3 | 4.0 | 4.1 | 4.2 | 4.3 | 5.0 | 5.1 | 6.0 | 6.1 | 7.0 | 7.12 | 7.13 | 8.0 | 8.5 | 8.6 | 9.0 | 9.1 | 10.0 |
|------------------------------------------------------------|-----|-----|-----|-----|-----|-----|-----|-----|-----|-----|-----|-----|------|------|-----|-----|-----|-----|-----|------|
| CTI Remote Device -Call Forwarding                         | N   | N   | N   | N   | N   | N   | N   | N   | N   | N   | N   | N   | N    | N    | N   | N   | N   | N   | N   | s    |
| CTI Remote Device - NuRD                                   | N   | N   | N   | N   | N   | N   | N   | N   | N   | N   | N   | N   | N    | N    | N   | N   | N   | N   | N   | s    |
| CTI Remote Device - Mobility Interaction Support           | N   | N   | N   | N   | N   | N   | N   | N   | N   | N   | N   | N   | N    | N    | N   | N   | N   | N   | N   | s    |
| CTI Video Support                                          | N   | N   | N   | N   | N   | N   | N   | N   | N   | N   | N   | N   | N    | N    | N   | N   | N   | N   | N   | s    |
| Gateway Recording                                          | N   | N   | N   | N   | N   | N   | N   | N   | N   | N   | N   | N   | N    | N    | N   | N   | N   | N   | N   | s    |
| CCMSymmetric Encryption Enhancements -AsymmetricEncryption | N   | N   | N   | N   | N   | N   | N   | N   | N   | N   | N   | N   | N    | N    | N   | N   | N   | N   | N   | s    |
| Video on Hold                                              | N   | N   | N   | N   | N   | N   | N   | N   | N   | N   | N   | N   | N    | N    | N   | N   | N   | N   | N   | s    |

Table 147: TAPI Line Functions

| TAPI Line Functions      | 3.1 | 3.2 | 3.3 | 4.0 | 4.1 | 4.2 | 4.3 | 5.0 | 5.1 | 6.0 | 6.1 | 7.0 | 7.1 | 7.13 | 8.0 | 8.5 | 8.6 | 9.0 | 9.1 | 10.0 |
|--------------------------|-----|-----|-----|-----|-----|-----|-----|-----|-----|-----|-----|-----|-----|------|-----|-----|-----|-----|-----|------|
| LineAddToConference      | s   | s   | s   | M   | s   | s   | s   | s   | s   | s   | s   | s   | s   | s    | s   | s   | s   | s   | s   | s    |
| LineCompleteTransfer     | s   | s   | s   | M   | s   | s   | s   | s   | s   | s   | s   | s   | s   | s    | s   | s   | s   | s   | s   | s    |
| LineDevSpecific          | M   | s   | s   | M   | M   | s   | s   | s   | M   | M   | s   | M   | M   | s    | M   | M   | M   | M   | M   | s    |
| LineForward              | s   | s   | s   | s   | s   | s   | s   | s   | s   | s   | s   | s   | s   | s    | s   | s   | s   | s   | s   | s    |
| LineMakeCall             | s   | s   | s   | s   | s   | s   | s   | s   | s   | s   | s   | s   | s   | s    | s   | s   | s   | s   | s   | M    |
| LinePark                 | N   | N   | s   | s   | s   | s   | s   | s   | s   | s   | s   | s   | s   | s    | s   | s   | s   | s   | s   | s    |
| LineUnpark               | N   | N   | s   | s   | s   | s   | s   | s   | s   | s   | s   | s   | s   | s    | s   | s   | s   | s   | s   | s    |
| LineRedirect             | N   | N   | N   | N   | s   | s   | s   | s   | s   | s   | s   | s   | s   | s    | s   | s   | s   | s   | s   | s    |
| LineBlindTransfer        | N   | N   | N   | N   | s   | s   | s   | s   | s   | s   | s   | s   | s   | s    | s   | s   | s   | s   | s   | s    |
| LineDevSpecificFeature   | N   | N   | N   | N   | N   | N   | N   | N   | N   | s   | s   | s   | s   | s    | s   | s   | s   | s   | s   | s    |
| LineRemoveFromConference | N   | N   | N   | N   | N   | N   | N   | N   | N   | N   | N   | N   | s   | s    | s   | s   | s   | s   | s   | s    |

**Table 148: TAPI Line Messages**

| TAPI Line Messages      | 3.1 | 3.2 | 3.3 | 4.0 | 4.1 | 4.2 | 4.3 | 5.0 | 5.1 | 6.0 | 6.1 | 7.0 | 7.1 | 7.13 | 8.0 | 8.5 | 8.6 | 9.0 | 9.1 | 10.0 |
|-------------------------|-----|-----|-----|-----|-----|-----|-----|-----|-----|-----|-----|-----|-----|------|-----|-----|-----|-----|-----|------|
| LINE_ADDRESSSTATE       | M   | s   | s   | s   | s   | s   | s   | s   | s   | s   | s   | s   | s   | s    | s   | s   | s   | s   | s   | s    |
| LINE_CALLINFO           | M   | s   | s   | s   | s   | s   | s   | M   | M   | M   | M   | M   | M   | s    | M   | M   | M   | s   | s   | s    |
| LINE_CALLSTATE          | s   | s   | s   | M   | M   | s   | s   | s   | s   | s   | s   | s   | s   | s    | s   | s   | s   | s   | s   | M    |
| LINE_REMOVE             | s   | s   | s   | s   | s   | s   | s   | s   | s   | s   | s   | s   | s   | s    | s   | s   | s   | s   | s   | s    |
| LINE_DEVSPECIFIC        | s   | s   | s   | s   | M   | s   | s   | s   | M   | M   | s   | s   | s   | M    | M   | s   | M   | M   | s   | M    |
| LINE_DEVSPECIFICFEATURE | N   | N   | N   | N   | N   | N   | N   | N   | N   | s   | s   | s   | s   | s    | s   | s   | s   | s   | s   | s    |
| LINE_CALLDEVSPECIFIC    | s   | s   | s   | s   | M   | s   | s   | s   | M   | M   | s   | s   | M   | s    | M   | M   | s   | s   | s   | M    |

**Table 149: TAPI Line Structures**

| TAPI Line Structures | 3.1 | 3.2 | 3.3 | 4.0 | 4.1 | 4.2 | 4.3 | 5.0 | 5.1 | 6.0 | 6.1 | 7.0 | 7.12 | 7.13 | 8.0 | 8.5 | 8.6 | 9.0 | 10.0 |
|----------------------|-----|-----|-----|-----|-----|-----|-----|-----|-----|-----|-----|-----|------|------|-----|-----|-----|-----|------|
| LINEADDRESSCAPS      | M   | s   | s   | M   | M   | s   | s   | s   | s   | s   | s   | s   | s    | s    | s   | s   | s   | s   | M    |
| LINECALLSTATUS       | s   | s   | s   | M   | M   | s   | s   | s   | s   | s   | s   | s   | s    | s    | s   | s   | s   | s   | M    |
| LINEFORWARD          | s   | s   | s   | s   | s   | s   | s   | s   | s   | s   | s   | s   | s    | s    | s   | s   | s   | s   | M    |
| LINEFORWARDLIST      | s   | s   | s   | s   | s   | s   | s   | s   | s   | s   | s   | s   | s    | s    | s   | s   | s   | s   | M    |
| LINEDEVCAPS          | s   | s   | M   | s   | s   | s   | s   | M   | M   | M   | s   | s   | M    | M    | M   | s   | s   | M   | M    |
| LINEDEVSTATUS        | s   | s   | s   | s   | s   | s   | s   | M   | s   | M   | s   | s   | s    | s    | s   | s   | s   | s   | s    |
| LINECALLINFO         | s   | s   | s   | s   | s   | s   | s   | s   | M   | M   | M   | M   | M    | M    | M   | M   | s   | s   | M    |
| LINECALLPARAMs       | s   | s   | s   | s   | s   | s   | s   | s   | s   | s   | s   | s   | s    | s    | s   | s   | s   | s   | M    |

**Table 150: TAPI Phone Functions**

| TAPI Phone Functions | 3.1 | 3.2 | 3.3 | 4.0 | 4.1 | 4.2 | 4.3 | 5.0 | 5.1 | 6.0 | 6.1 | 7.0 | 7.12 | 7.13 | 8.0 | 8.5 | 8.6 | 9.0 | 10.0 |
|----------------------|-----|-----|-----|-----|-----|-----|-----|-----|-----|-----|-----|-----|------|------|-----|-----|-----|-----|------|
| PhoneDevSpecific     | N   | N   | s   | s   | s   | s   | s   | M   | s   | s   | s   | s   | s    | s    | s   | s   | s   | s   | s    |
| PhoneGetStatus       | N   | N   | s   | s   | s   | s   | s   | s   | s   | s   | s   | s   | s    | s    | s   | s   | s   | s   | s    |

**Table 151: TAPI Phone Messages**

| <b>TAPI Phone Messages</b> | <b>3.1</b> | <b>3.2</b> | <b>3.3</b> | <b>4.0</b> | <b>4.1</b> | <b>4.2</b> | <b>4.3</b> | <b>5.0</b> | <b>5.1</b> | <b>5.2</b> | <b>6.0</b> | <b>6.1</b> | <b>7.0</b> | <b>7.12</b> | <b>7.13</b> | <b>8.0</b> | <b>8.5</b> | <b>8.6</b> | <b>9.0</b> | <b>10.0</b> |
|----------------------------|------------|------------|------------|------------|------------|------------|------------|------------|------------|------------|------------|------------|------------|-------------|-------------|------------|------------|------------|------------|-------------|
| PHONE_REMOVE               | s          | s          | s          | s          | s          | s          | s          | s          | s          | s          | s          | s          | s          | s           | s           | s          | s          | s          | s          | s           |
| PHONE_DEVSPECIFIC          | s          | s          | s          | s          | s          | s          | s          | s          | s          | s          | s          | s          | s          | s           | M           | M          | s          | s          | s          | M           |

**Table 152: TAPI Phone Structures**

| <b>TAPI Phone Structures</b> | <b>3.1</b> | <b>3.2</b> | <b>3.3</b> | <b>4.0</b> | <b>4.1</b> | <b>4.2</b> | <b>4.3</b> | <b>5.0</b> | <b>5.1</b> | <b>5.2</b> | <b>6.0</b> | <b>6.1</b> | <b>7.0</b> | <b>7.12</b> | <b>7.13</b> | <b>8.0</b> | <b>8.5</b> | <b>8.6</b> | <b>9.0</b> | <b>10.0</b> |
|------------------------------|------------|------------|------------|------------|------------|------------|------------|------------|------------|------------|------------|------------|------------|-------------|-------------|------------|------------|------------|------------|-------------|
| PHONECAPS                    | s          | s          | s          | s          | s          | s          | s          | s          | s          | s          | s          | s          | s          | s           | M           | M          | s          | s          | s          | M           |
| PHONESTATUS                  | N          | N          | s          | s          | s          | s          | s          | s          | s          | s          | s          | s          | s          | s           | s           | s          | s          | s          | s          | s           |



## CTI Supported Devices

- [CTI Supported Devices, page 1111](#)

## CTI Supported Devices

The following table provides information about CTI supported devices.

Table legend:

s: supported, N: not supported, NA: Not Applicable.

**Table 153: CTI Supported Device Matrix**

| Device/Phone model          | SCCP | SIP | Comments                                                                   |
|-----------------------------|------|-----|----------------------------------------------------------------------------|
| Analog Phone                | s    | N   | Limitations for this device described in the JTAPI Developers Guide 4.1(3) |
| Cisco 12 S                  | s    | N   | End of Software Maintenance Release 2001                                   |
| Cisco 12 SP                 | s    | N   | End of Software Maintenance Release 2001                                   |
| Cisco 30 SP+                | s    | N   | End of Software Maintenance Release 2001                                   |
| Cisco Unified IP Phone 3911 | NA   | NA  | Not a CTI supported device                                                 |
| Cisco Unified IP Phone 6901 | s    | s   | SIP requires firmware 9.1(1)                                               |
| Cisco Unified IP Phone 6911 | s    | s   | SIP requires firmware 9.1(1)                                               |
| Cisco Unified IP Phone 6921 | s    | s   | phoneSetDisplay() interface is not supported. SIP requires firmware 9.1(1) |


| Device/Phone model                      | SCCP | SIP | Comments                                                                   |
|-----------------------------------------|------|-----|----------------------------------------------------------------------------|
| Cisco Unified IP Phone 6941             | s    | s   | phoneSetDisplay() interface is not supported. SIP requires firmware 9.1(1) |
| Cisco Unified IP Phone 6945             | s    | s   | phoneSetDisplay() interface is not supported. SIP requires firmware 9.1(1) |
| Cisco Unified IP Phone 6961             | s    | s   | phoneSetDisplay() interface is not supported. SIP requires firmware 9.1(1) |
| Cisco Unified IP Phone 7902             | s    | N   | End of Software Maintenance Release 2007                                   |
| Cisco Unified IP Phone 7905             | s    | N   | End of Software Maintenance Release 2007                                   |
| Cisco Unified IP Phone 7906             | s    | s   |                                                                            |
| Cisco Unified IP Phone 7910             | s    | N   | End of Software Maintenance Release 2007                                   |
| Cisco Unified IP Phone 7911             | s    | s   |                                                                            |
| Cisco Unified IP Phone 7912             | s    | N   | End of Software Maintenance Release 2007                                   |
| Cisco Unified IP Phone 7914 Sidecar     | s    | N   | End of Software Maintenance Release 2010                                   |
| Cisco Unified IP Phone 7915 Sidecar     | s    | s   |                                                                            |
| Cisco Unified IP Phone 7916 Sidecar     | s    | s   |                                                                            |
| Cisco Unified IP Phone 7920             | s    | N   | End of Software Maintenance Release 2007                                   |
| Cisco Unified IP Phone 7921             | s    | N   |                                                                            |
| Cisco Unified IP Phone 7925 and 7925-EX | s    | N   |                                                                            |

| Device/Phone model              | SCCP | SIP | Comments                                                                                                                    |
|---------------------------------|------|-----|-----------------------------------------------------------------------------------------------------------------------------|
| Cisco Unified IP Phone 7931     | s    | N   | CTI supported only if rollover is disabled. Starting 7.1 this device is supported when corresponding role is added to user. |
| Cisco Unified IP Phone 7935     | s    | N   | End of Software Maintenance Release 2007                                                                                    |
| Cisco Unified IP Phone 7936     | s    | N   | End of Software Maintenance Release 2011                                                                                    |
| Cisco Unified IP Phone 7937     | s    | N   |                                                                                                                             |
| Cisco Unified IP Phone 7940     | s    | N   | End of Software Maintenance Release 2011                                                                                    |
| Cisco Unified IP Phone 7941     | s    | s   |                                                                                                                             |
| Cisco Unified IP Phone 7941G-GE | s    | s   | End of Software Maintenance Release 2009                                                                                    |
| Cisco Unified IP Phone 7942     | s    | s   |                                                                                                                             |
| Cisco Unified IP Phone 7945     | s    | s   |                                                                                                                             |
| Cisco Unified IP Phone 7960     | s    | N   | End of Software Maintenance Release 2011                                                                                    |
| Cisco Unified IP Phone 7961     | s    | s   |                                                                                                                             |
| Cisco Unified IP Phone 7961G-GE | s    | s   | End of Software Maintenance Release 2009                                                                                    |
| Cisco Unified IP Phone 7962     | s    | s   |                                                                                                                             |
| Cisco Unified IP Phone 7965     | s    | s   |                                                                                                                             |
| Cisco Unified IP Phone 7970     | s    | s   | End of Software Maintenance Release 2009                                                                                    |
| Cisco Unified IP Phone 7971     | s    | s   | End of Software Maintenance Release 2009                                                                                    |
| Cisco Unified IP Phone 7975     | s    | s   |                                                                                                                             |
| Cisco Unified IP Phone 7985     | s    | N   | End of Software Maintenance Release 2011                                                                                    |

| Device/Phone model                                                                                           | SCCP | SIP | Comments                                                                                                                                                                                                                                                                   |
|--------------------------------------------------------------------------------------------------------------|------|-----|----------------------------------------------------------------------------------------------------------------------------------------------------------------------------------------------------------------------------------------------------------------------------|
| Cisco Unified IP Phone 8941                                                                                  | s    | N   |                                                                                                                                                                                                                                                                            |
| Cisco Unified IP Phone 8945                                                                                  | s    | N   |                                                                                                                                                                                                                                                                            |
| Cisco Unified IP Phone 8961                                                                                  | N    | s   | phoneSetDisplay() interface is not supported                                                                                                                                                                                                                               |
| Cisco Unified IP Phone 9951                                                                                  | N    | s   | phoneSetDisplay() interface is not supported                                                                                                                                                                                                                               |
| Cisco Unified IP Phone 9971                                                                                  | N    | s   | phoneSetDisplay() interface is not supported                                                                                                                                                                                                                               |
| Cisco ATA 186                                                                                                | s    | N   | For details on the limitations of this device, see <a href="http://www.cisco.com/en/US/docs/voice_ip_comm/cucm/jtapi_dev/4_1_3/developer/jtdevch1.html#wp1029269">http://www.cisco.com/en/US/docs/voice_ip_comm/cucm/jtapi_dev/4_1_3/developer/jtdevch1.html#wp1029269</a> |
| Cisco Cius                                                                                                   | N    | s   | CTI support added in 8.5(1). phoneSetDisplay() interface is not supported. XSI interface is not supported. Silent Monitoring/Recording is not supported.                                                                                                                   |
| Cisco IP Communicator                                                                                        | s    | s   |                                                                                                                                                                                                                                                                            |
| Cisco Unified Personal Communicator -Softphone Mode                                                          | s    | s   | CTI support added in 8.5(1)                                                                                                                                                                                                                                                |
| Cisco Unified Personal Communicator -Remote Desktop Control Mode                                             | NA   | NA  | Refer to the device model under remote control to determine CTI support. Click-to-Answer requires device speakerphone support.                                                                                                                                             |
| Cisco Unified Communications Integration for Microsoft Office Communicator/Lync -Softphone Mode              | N    | s   | CTI support added in 8.5(2)                                                                                                                                                                                                                                                |
| Cisco Unified Communications Integration for Microsoft Office Communicator/Lync -Remote Desktop Control Mode | NA   | NA  | Refer to the device model under remote control to determine CTI support. Click-to-Answer requires device speakerphone support.                                                                                                                                             |

| Device/Phone model                                                                      | SCCP | SIP | Comments                                                                                                                                                                                                                                                                   |
|-----------------------------------------------------------------------------------------|------|-----|----------------------------------------------------------------------------------------------------------------------------------------------------------------------------------------------------------------------------------------------------------------------------|
| Cisco Web Communicator for Quad -Softphone Mode                                         | NA   | NA  | Not a CTI supported device                                                                                                                                                                                                                                                 |
| Cisco Web Communicator for Quad -Remote Desktop Control Mode                            | NA   | NA  | Refer to the device model under remote control to determine CTI support. Click-to-Answer requires device speakerphone support.                                                                                                                                             |
| Cisco Unified Communications Integration for WebEx Connect -Softphone Mode              | NA   | NA  | Not a CTI supported device                                                                                                                                                                                                                                                 |
| Cisco Unified Communications Integration for WebEx Connect -Remote Desktop Control Mode | NA   | NA  | Refer to the device model under remote control to determine CTI support. Click-to-Answer requires device speakerphone support.                                                                                                                                             |
| Cisco VGC Phone                                                                         | s    | N   |                                                                                                                                                                                                                                                                            |
| VG224                                                                                   | NA   | NA  | Not a CTI supported device                                                                                                                                                                                                                                                 |
| VG248                                                                                   | s    | N   | For details on the limitations of this device, see <a href="http://www.cisco.com/en/US/docs/voice_ip_comm/cucm/jtapi_dev/4_1_3/developer/jtdevch1.html#wp1029269">http://www.cisco.com/en/US/docs/voice_ip_comm/cucm/jtapi_dev/4_1_3/developer/jtdevch1.html#wp1029269</a> |
| CTI Port                                                                                | NA   | NA  | CTI supported virtual device                                                                                                                                                                                                                                               |
| CTI Route Point                                                                         | NA   | NA  | CTI supported virtual device                                                                                                                                                                                                                                               |
| CTI Route Point (Pilot)                                                                 | NA   | NA  | CTI supported virtual device                                                                                                                                                                                                                                               |
| ISDN BRI Phone                                                                          | NA   | NA  | Not a CTI supported device                                                                                                                                                                                                                                                 |





## INDEX

### A

Arabic language [29](#)  
 AVAudio32.dll [321](#)

### B

button press monitoring [305](#)

### C

call control [10](#)  
 CCiscoLineDevSpecificFeature class [414](#)  
 CCiscoLineDevSpecificSetStatusMsgs [374](#)  
 CCiscoLineDevSpecificStartSendMediaToBIBRequest [403](#)  
 CCiscoLineDevSpecificStopSendMediaToBIBRequest [404](#)  
 Cisco Unified CallManager JTAPI [1087](#), [1101](#)  
     classes and interfaces [1087](#), [1101](#)  
 Cisco Unified TSP [108](#), [124](#), [125](#), [126](#), [127](#), [129](#), [131](#), [134](#), [135](#), [137](#), [139](#),  
     [140](#), [141](#)  
     configuration settings [124](#), [125](#), [126](#), [127](#), [129](#), [131](#), [134](#), [135](#), [137](#)  
         Advanced tab (figure) [135](#)  
         CTI Manager tab (figure) [127](#)  
         CTI Manager tab (table) [127](#)  
         general tab (figure) [125](#)  
         Language tab (figure) [137](#)  
         overview [124](#)  
         Trace tab (figure) [134](#)  
         user tab (figure) [126](#)  
         user tab (table) [126](#)  
         Wave tab (table) [129](#), [131](#)  
     installing [108](#)  
     managing [139](#)  
     reinstalling [139](#)  
     removing [140](#)  
     uninstalling the wave driver [141](#)  
     upgrading [139](#)  
 CiscoLineDevSpecificMsgWaiting class [366](#), [367](#)  
 classes [363](#), [366](#), [367](#), [371](#), [374](#), [376](#), [377](#), [378](#), [381](#), [382](#), [403](#), [404](#)  
     Audio Stream Control [371](#)

classes (*continued*)

    CCiscoLineDevSpecificJoin [382](#)  
     CCiscoLineDevSpecificPortRegistrationPerCall [378](#)  
     CCiscoLineDevSpecificRedirectResetOrigCalled [377](#)  
     CCiscoLineDevSpecificRedirectSetOrigCalled [381](#)  
     CiscoLineDevSpecific [363](#)  
     CiscoLineDevSpecificUserControlRTPStream Join [371](#)  
     Join [382](#)  
     Message Waiting [366](#)  
     Message Waiting Dirn [367](#)  
     Port Registration per Call [378](#)  
     Redirect Reset Original Called ID [377](#)  
     Redirect Set Original Called ID [381](#)  
     Set Status Messages [374](#)  
     Setting RTP Parameters for Call [381](#)  
     Start Send Media To BIB [403](#)  
     Stop Send Media To BIB [404](#)  
     Swap-Hold/SetupTransfer [376](#)  
 CloseLine [476](#)  
 Cluster Support [7](#), [68](#)  
 Code samples [471](#), [472](#), [476](#)  
     CloseLine [476](#)  
     MakeCall [471](#)  
     OpenLine [472](#)  
 conferences [38](#), [86](#)  
     secure [86](#)  
 CTI [7](#), [8](#), [10](#), [11](#)  
     call survivability [8](#)  
     Cisco TAPI application failure [8](#)  
     Cisco Unified CallManager failure [7](#)  
     manager [7](#)  
     manager failure [8](#)  
     port [10](#)  
     route point [11](#)  
 CTI supported devices [1111](#)

### D

directory change notification handling [54](#)  
 do not disturb [55](#)  
     do not disturb-reject [55](#)

Do Not Disturb (DND) [54, 414](#)

## E

examples [471, 472, 476](#)

CloseLine [476](#)

MakeCall [471](#)

OpenLine [472](#)

Extension Mobility [64](#)

extensions [335, 418](#)

Cisco line device specific TAPI functions [335](#)

Cisco phone device specific TAPI functions [418](#)

## F

fault tolerance [7, 68](#)

forwarding enhancement [68](#)

functions [286](#)

phone functions [286](#)

## H

Hebrew language [29](#)

## I

installation [93](#)

intercom [71](#)

## L

languages [29](#)

Arabic and Hebrew [29](#)

line device structures [228, 238, 240, 241, 249, 250, 252, 258, 260, 261, 262, 268, 270, 271, 275, 276, 278, 279, 280, 281, 282, 283, 285](#)

LINEADDRESSCAPS [228](#)

LINEADDRESSSTATUS [238](#)

LINEAPPINFO [240](#)

LINECALLINFO [241](#)

LINECALLLIST [249](#)

LINECALLPARAMS [250](#)

LINECALLSTATUS [252](#)

LINECARDENTRY [258](#)

LINECOUNTRYENTRY [260](#)

LINECOUNTRYLIST [261](#)

LINEDEVCAPS [262](#)

LINEDEVSTATUS [268](#)

LINEEXTENSIONID [270](#)

line device structures (*continued*)

LINEFORWARD [271](#)

LINEFORWARDLIST [275](#)

LINEGENERATETONE [276](#)

LINEINITIALIZEEXPARAMS [276](#)

LINELOCATIONENTRY [278](#)

LINEMESSAGE [279](#)

LINEMONITORTONE [280](#)

LINEPROVIDERENTRY [281](#)

LINEPROVIDERLIST [282](#)

LINEREQMAKECALL [283](#)

LINETRANSLATECAPS [283](#)

LINETRANSLATEOUTPUT [285](#)

line functions [148, 149, 150, 151, 152, 153, 154, 155, 158, 159, 160, 162, 163, 165, 166, 167, 168, 169, 171, 172, 173, 174, 175, 176, 177, 178, 179, 180, 181, 182, 183, 184, 185, 187, 188, 190, 192, 193, 194, 195, 196, 197, 198, 199, 200, 201, 202, 204](#)

lineAccept [148](#)

lineAddProvider [149](#)

lineAddToConference [150](#)

lineAnswer [150](#)

lineBlindTransfer [151](#)

lineCallbackFunc [152](#)

lineClose [153](#)

lineCompleteTransfer [153](#)

lineConfigProvider [154](#)

lineDeallocateCall [155](#)

lineDevSpecific [155](#)

lineDial [158](#)

lineDrop [159](#)

lineForward [160](#)

lineGenerateDigits [162](#)

lineGenerateTone [163](#)

lineGetAddressCaps [165](#)

lineGetAddressID [165](#)

lineGetAddressStatus [166](#)

lineGetCallInfo [167](#)

lineGetCallStatus [167](#)

lineGetConfRelatedCalls [168](#)

lineGetDevCaps [168, 169](#)

lineGetID [169](#)

lineGetLineDevStatus [171](#)

lineGetMessage [171](#)

lineGetNewCalls [172](#)

lineGetNumRings [173](#)

lineGetProviderList [174](#)

lineGetRequest [175](#)

lineGetStatusMessages [176](#)

lineGetTranslateCaps [176](#)

lineHandoff [177](#)

lineHold [178](#)

lineInitialize [179](#)

lineInitializeEx [180](#)

lineMakeCall [181](#)

line functions (*continued*)

- lineMonitorDigits [182](#)
- lineMonitorTones [183](#)
- lineNegotiateAPIVersion [183](#)
- lineNegotiateExtVersion [184](#)
- lineOpen [185](#)
- linePark [187](#)
- linePrepareAddToConference [188](#)
- lineRedirect [190](#)
- lineRegisterRequestRecipient [190](#)
- lineRemoveProvider [192](#)
- lineSetAppPriority [193](#)
- lineSetCallPrivilege [194](#)
- lineSetNumRings [195](#)
- lineSetStatusMessages [196](#)
- lineSetTollList [197](#)
- lineSetupConference [198](#)
- lineSetupTransfer [199](#)
- lineShutdown [200](#)
- lineTranslateAddress [201](#)
- lineTranslateDialog [202](#)
- lineUnhold [204](#)
- lineUnpark [204](#)

line messages [206, 208, 209, 210, 217, 218, 221, 222, 223, 224, 225, 226](#)

- LINE\_ADDRESSSTATE [206](#)
- LINE\_APPNEWCALL [208](#)
- LINE\_CALLINFO [209](#)
- LINE\_CALLSTATE [210](#)
- LINE\_CLOSE [217](#)
- LINE\_CREATE [218](#)
- LINE\_DEVSPECIFIC [218](#)
- LINE\_GENERATE [221](#)
- LINE\_LINEDEVSTATE [222](#)
- LINE\_MONITORTDIGITS [223](#)
- LINE\_MONITORTONE [224](#)
- LINE\_REMOVE [225](#)
- LINE\_REPLY [226](#)
- LINE\_REQUEST [226](#)

lines [145](#)

- line functions [145](#)

**M**MakeCall [471](#)messages [205, 304, 426](#)

- device specific messages [426](#)
- line messages [205](#)
- LINE\_DEVSPECIFIC [426](#)
- phone messages [304](#)

monitor privilege [300](#)monitoring call park directory numbers [11](#)multiple Cisco Unified TSPs [12](#)**O**OpenLine [472](#)owner privilege [300](#)**P**phone functions [287, 288, 289, 290, 291, 292, 293, 294, 296, 297, 299, 300, 301, 302, 304](#)

- phoneCallbackFunc [287](#)
- phoneClose [288](#)
- phoneDevSpecific [289](#)
- phoneGetDevCaps [289](#)
- phoneGetDisplay [290](#)
- phoneGetLamp [290](#)
- phoneGetMessage [291](#)
- phoneGetRing [292](#)
- phoneGetStatus [293](#)
- phoneGetStatusMessages [294](#)
- phoneInitialize [296](#)
- phoneInitializeEx [297](#)
- phoneNegotiateAPIVersion [299](#)
- phoneOpen [300](#)
- phoneSetDisplay [301](#)
- phoneSetStatusMessages [302](#)
- phoneShutdown [304](#)

phone messages [305, 308, 309, 310, 311](#)

- PHONE\_BUTTON [305](#)
- PHONE\_CLOSE [308](#)
- PHONE\_CREATE [309](#)
- PHONE\_REMOVE [309](#)
- PHONE\_REPLY [310](#)
- PHONE\_STATE [311](#)

phone structure [314](#)

- PHONECAPS [314](#)

phone structures [316, 317](#)

- PHONEINITIALIZEEXPARAMS [316](#)
- PHONEMESSAGE [317](#)

phones [26](#)

- SIP [26](#)

**S**secure conferencing [86](#)silent install [93](#)SIP phones [26](#)structures [227, 313](#)

- line device [227](#)

- phone structures [313](#)

**T**

translation pattern [100](#)

TSP [108](#), [124](#), [125](#), [126](#), [127](#), [129](#), [131](#), [134](#), [135](#), [137](#), [139](#), [140](#), [141](#)

configuration settings [124](#), [125](#), [126](#), [127](#), [129](#), [131](#), [134](#), [135](#), [137](#)

Advanced tab (figure) [135](#)

CTI Manager tab (figure) [127](#)

CTI Manager tab (table) [127](#)

general tab (figure) [125](#)

Language tab (figure) [137](#)

overview [124](#)

Trace tab (figure) [134](#)

user tab (figure) [126](#)

user tab (table) [126](#)

Wave tab (table) [129](#), [131](#)

installing [108](#)

managing [139](#)

reinstalling [139](#)

removing [140](#)

uninstalling the wave driver [141](#)

upgrading [139](#)

wave functions [322](#), [323](#), [324](#), [326](#), [327](#), [328](#), [329](#), [330](#), [331](#), [332](#)

waveInAddBuffer [322](#)

waveInClose [323](#)

waveInGetID [323](#)

waveInGetPosition [324](#)

waveInOpen [324](#)

waveInPrepareHeader [326](#)

waveInReset [326](#)

waveInStart [327](#)

waveInUnprepareHeader [327](#)

waveOutClose [328](#)

waveOutGetDevCaps [328](#)

waveOutGetID [329](#)

waveOutGetPosition [329](#)

waveOutOpen [330](#)

waveOutPrepareHeader [331](#)

waveOutReset [332](#)

waveOutUnprepareHeader [332](#)

waveOutWrite [332](#)

**X**

xsi object pass through [105](#)

**W**

wave driver [141](#)

uninstalling [141](#)